



Toowoomba QLD Professional
Race 6: HARVEY NORMAN COMMERCIAL TOOWOOMBA QTIS Three-Year-Old Maiden Handicap - 1300m
03 August 2024 - 20:11



Track Rating: Good 4, Weather: Fine, Rail Position: True

Section												Last 600m	
Field Times												0:36.83	
	Overall	1200m	1000m	800m	600m	400m							
	1:22.00 (0:08.69)	1:13.31 (0:11.25)	1:02.06 (0:12.45)	0:49.61 (0:12.78)	0:36.83 (0:12.75)	0:24.08 (0:12.18)							
Rank	TAB	Horse/Jockey	Barrier	Top Speed [km/h]	Fastest Section							Distance Travelled [m]	
1	8	ZEPHYRZ ZOOM Wanderson D'Avila	6	63.6 200m	0:09.32 Overall	1:22.00 [1] (0:09.32)	1:12.68 [8] (0:11.77)	1:00.91 [8] (0:12.33)	0:48.58 [8] (0:12.59)	0:35.99 [8] (0:12.70)	0:23.29 [9] (0:11.74)	0:35.99	
2	1	JUST CLIFFY Luke Tarrant	9	63.1 400m	0:09.05 Overall	1:22.05 [2] (0:09.05)	1:13.00 [6] (0:11.74)	1:01.26 [7] (0:12.35)	0:48.91 [7] (0:12.85)	0:36.06 [7] (0:12.31)	0:23.75 [7] (0:11.80)	0:36.06	+5
3	2	TRUSTY BANDIT Madeleine Wishart	8	63.2 1200m	0:09.38 Overall	1:22.06 [3] (0:09.38)	1:12.68 [9] (0:11.79)	1:00.89 [9] (0:12.28)	0:48.61 [9] (0:12.72)	0:35.89 [9] (0:12.08)	0:23.81 [5] (0:11.96)	0:35.89	+6
4	7	MISHANI HERCULES Georgina Cartwright	1	63.3 1200m	0:08.74 Overall	1:22.28 [4] (0:08.74)	1:13.54 [3] (0:11.63)	1:01.91 [4] (0:12.31)	0:49.60 [3] (0:12.71)	0:36.89 [3] (0:12.71)	0:24.18 [3] (0:12.19)	0:36.89	-4
5	3	WHAT ARTISTS DO Les Tilley	2	63.8 1200m	0:09.09 Overall	1:22.35 [5] (0:09.09)	1:13.26 [7] (0:11.61)	1:01.65 [6] (0:12.29)	0:49.36 [6] (0:12.65)	0:36.71 [5] (0:12.63)	0:24.08 [6] (0:12.12)	0:36.71	-1
6	9	MISHANI BRAZILIAN Nozi Tomizawa	4	64.7 1200m	0:08.70 Overall	1:22.41 [6] (0:08.70)	1:13.71 [2] (0:11.41)	1:02.30 [2] (0:12.42)	0:49.88 [2] (0:12.72)	0:37.16 [2] (0:12.67)	0:24.49 [1] (0:12.29)	0:37.16	-1
7	6	BLACK ASSASSIN Anthony Allen	5	64.7 1200m	0:08.92 Overall	1:22.50 [7] (0:08.92)	1:13.58 [5] (0:11.41)	1:02.17 [3] (0:12.37)	0:49.80 [4] (0:12.82)	0:36.98 [4] (0:12.64)	0:24.34 [4] (0:12.28)	0:36.98	+3
8	5	STANDLEE Jake Molloy	3	63.5 1200m	0:08.76 Overall	1:22.63 [8] (0:08.76)	1:13.87 [4] (0:11.62)	1:02.25 [5] (0:12.57)	0:49.68 [5] (0:12.88)	0:36.80 [6] (0:12.57)	0:24.23 [8] (0:12.17)	0:36.80	+0
9	4	AUGURY Kenji Yoshida	7	66.4 1200m	0:08.69 Overall	1:23.49 [9] (0:08.69)	1:14.80 [1] (0:11.25)	1:03.55 [1] (0:12.45)	0:51.10 [1] (0:12.78)	0:38.32 [1] (0:12.80)	0:25.52 [2] (0:12.58)	0:38.32	-4

[] Ranking at each section and finish
 -:-:- No data available at this section
 NA No data available

SCN Saddle cloth number
 DNF Did not finish
 DNT Did not track



Toowoomba QLD Professional
Race 6: HARVEY NORMAN COMMERCIAL TOOWOOMBA QTIS Three-Year-Old Maiden Handicap - 1300m
03 August 2024 - 20:11



Track Rating: Good 4, Weather: Fine, Rail Position: True

Section				200m				Last 600m	
Field Times				0:11.90 (0:11.90)				0:36.83	
Rank	TAB	Horse/Jockey	Barrier	Top Speed [km/h]	Fastest Section	Margin			Distance Travelled [m]
1	8	ZEPHYRZ ZOOM Wanderson D'Avila	6	63.6 200m	0:09.32 Overall	0:11.55 [7] (0:11.55)	1:22.00		0:35.99
2	1	JUST CLIFFY Luke Tarrant	9	63.1 400m	0:09.05 Overall	0:11.95 [1] (0:11.95)	0.2L		0:36.06 +5
3	2	TRUSTY BANDIT Madeleine Wishart	8	63.2 1200m	0:09.38 Overall	0:11.85 [3] (0:11.85)	0.3L		0:35.89 +6
4	7	MISHANI HERCULES Georgina Cartwright	1	63.3 1200m	0:08.74 Overall	0:11.99 [4] (0:11.99)	1.6L		0:36.89 -4
5	3	WHAT ARTISTS DO Les Tilley	2	63.8 1200m	0:09.09 Overall	0:11.96 [5] (0:11.96)	1.9L		0:36.71 -1
6	9	MISHANI BRAZILIAN Nozi Tomizawa	4	64.7 1200m	0:08.70 Overall	0:12.20 [2] (0:12.20)	2.1L		0:37.16 -1
7	6	BLACK ASSASSIN Anthony Allen	5	64.7 1200m	0:08.92 Overall	0:12.06 [6] (0:12.06)	2.5L		0:36.98 +3
8	5	STANDLEE Jake Molloy	3	63.5 1200m	0:08.76 Overall	0:12.06 [9] (0:12.06)	3.3L		0:36.80 +0
9	4	AUGURY Kenji Yoshida	7	66.4 1200m	0:08.69 Overall	0:12.94 [8] (0:12.94)	8.3L		0:38.32 -4

[] Ranking at each section and finish
 -:-:- No data available at this section
 NA No data available

SCN Saddle cloth number
 DNF Did not finish
 DNT Did not track



Horse/Jockey Name	Zephyrz Zoom
Final Rank	1
Fastest Section Time (Section)	0:09.32 (Overall)
Top Speed [km/h] (Section)	63.6 (200m)
Race State	Finished



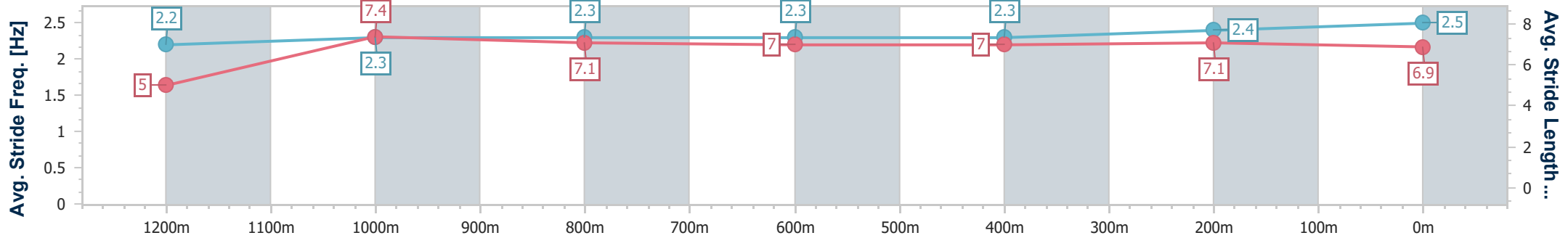
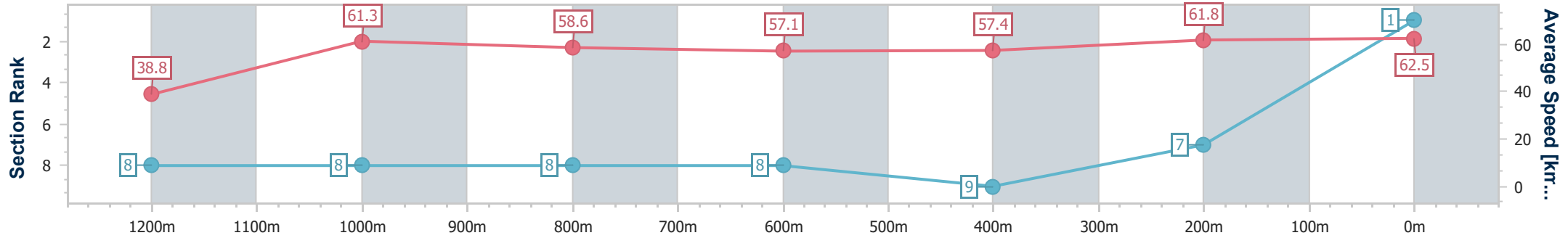
Toowoomba QLD Professional
 Race 6: HARVEY NORMAN COMMERCIAL TOOWOOMBA QTIS
 Three-Year-Old Maiden Handicap - 1300m



03 August 2024 - 20:11

Track Rating: Good 4, Weather: Fine, Rail Position: True

Section	Overall	1200m	1000m	800m	600m	400m	200m
Section Times	1:22.00 [1] (0:09.32)	1:12.68 [8] (0:11.77)	1:00.91 [8] (0:12.33)	0:48.58 [8] (0:12.59)	0:35.99 [8] (0:12.70)	0:23.29 [9] (0:11.74)	0:11.55 [7] (0:11.55)
Average Speed [km/h]	38.8	61.3	58.6	57.1	57.4	61.8	62.5
Top Speed [km/h]	59.4	62.6	61.4	58.7	59.1	62.7	63.6
Avg. Dist. to Rail [m]	10.8	3.1	0.9	1.1	2.3	3.3	5.7
Avg. Stride Freq. [Hz]	2.2	2.3	2.3	2.3	2.3	2.4	2.5
Avg. Stride Length [m]	5.0	7.4	7.1	7.0	7.0	7.1	6.9



- [] Ranking at each section and finish
- .-.- No data available at this section
- NA No data available



Horse/Jockey Name	Just Cliffy
Final Rank	2
Fastest Section Time (Section)	0:09.05 (Overall)
Top Speed [km/h] (Section)	63.1 (400m)
Race State	Finished



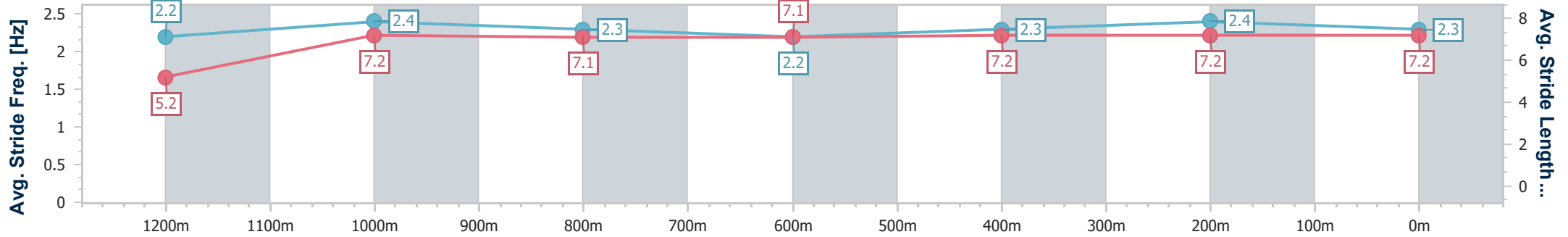
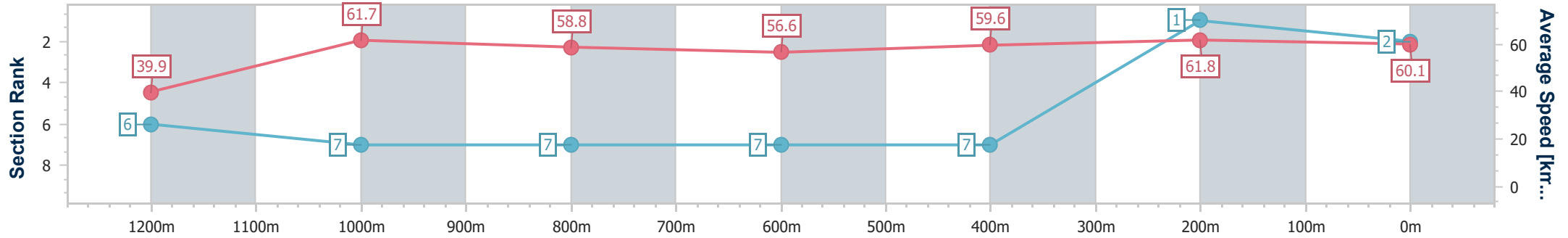
Toowoomba QLD Professional
 Race 6: HARVEY NORMAN COMMERCIAL TOOWOOMBA QTIS
 Three-Year-Old Maiden Handicap - 1300m



03 August 2024 - 20:11

Track Rating: Good 4, Weather: Fine, Rail Position: True

Section	Overall	1200m	1000m	800m	600m	400m	200m
Section Times	1:22.05 [2] (0:09.05)	1:13.00 [6] (0:11.74)	1:01.26 [7] (0:12.35)	0:48.91 [7] (0:12.85)	0:36.06 [7] (0:12.31)	0:23.75 [7] (0:11.80)	0:11.95 [1] (0:11.95)
Average Speed [km/h]	39.9	61.7	58.8	56.6	59.6	61.8	60.1
Top Speed [km/h]	57.9	62.8	62.4	58.3	61.3	63.1	60.6
Avg. Dist. to Rail [m]	14.0	5.2	2.9	3.0	3.7	3.4	1.6
Avg. Stride Freq. [Hz]	2.2	2.4	2.3	2.2	2.3	2.4	2.3
Avg. Stride Length [m]	5.2	7.2	7.1	7.1	7.2	7.2	7.2



- [] Ranking at each section and finish
- .-.- No data available at this section
- NA No data available



Horse/Jockey Name	Trusty Bandit
Final Rank	3
Fastest Section Time (Section)	0:09.38 (Overall)
Top Speed [km/h] (Section)	63.2 (1200m)
Race State	Finished



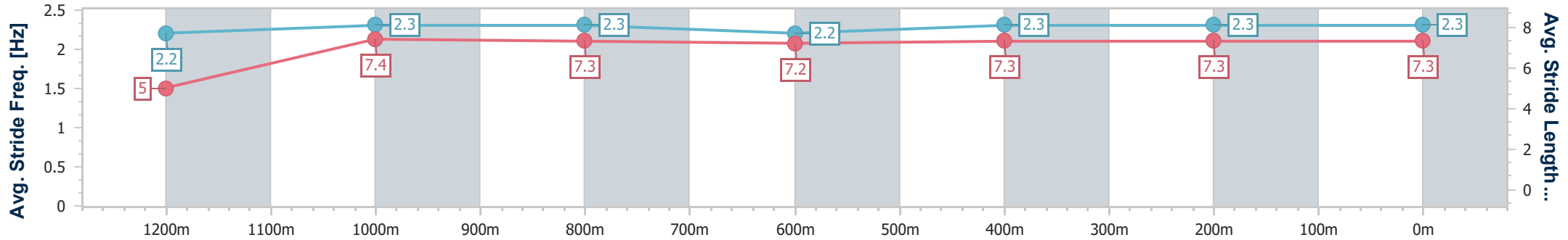
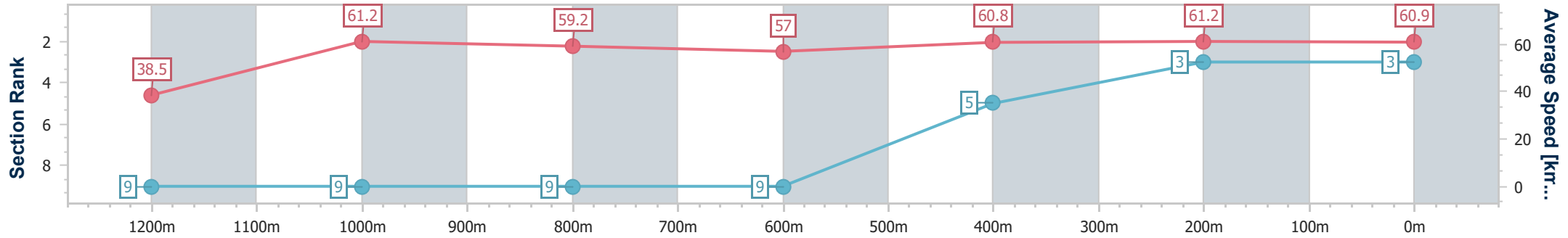
Toowoomba QLD Professional
 Race 6: HARVEY NORMAN COMMERCIAL TOOWOOMBA QTIS
 Three-Year-Old Maiden Handicap - 1300m



03 August 2024 - 20:11

Track Rating: Good 4, Weather: Fine, Rail Position: True

Section	Overall	1200m	1000m	800m	600m	400m	200m
Section Times	1:22.06 [3] (0:09.38)	1:12.68 [9] (0:11.79)	1:00.89 [9] (0:12.28)	0:48.61 [9] (0:12.72)	0:35.89 [9] (0:12.08)	0:23.81 [5] (0:11.96)	0:11.85 [3] (0:11.85)
Average Speed [km/h]	38.5	61.2	59.2	57.0	60.8	61.2	60.9
Top Speed [km/h]	58.7	63.2	61.7	61.7	61.7	62.1	61.6
Avg. Dist. to Rail [m]	13.2	5.7	2.7	2.5	4.3	4.8	3.3
Avg. Stride Freq. [Hz]	2.2	2.3	2.3	2.2	2.3	2.3	2.3
Avg. Stride Length [m]	5.0	7.4	7.3	7.2	7.3	7.3	7.3



- [] Ranking at each section and finish
- .-.- No data available at this section
- NA No data available



Horse/Jockey Name	Mishani Hercules
Final Rank	4
Fastest Section Time (Section)	0:08.74 (Overall)
Top Speed [km/h] (Section)	63.3 (1200m)
Race State	Finished



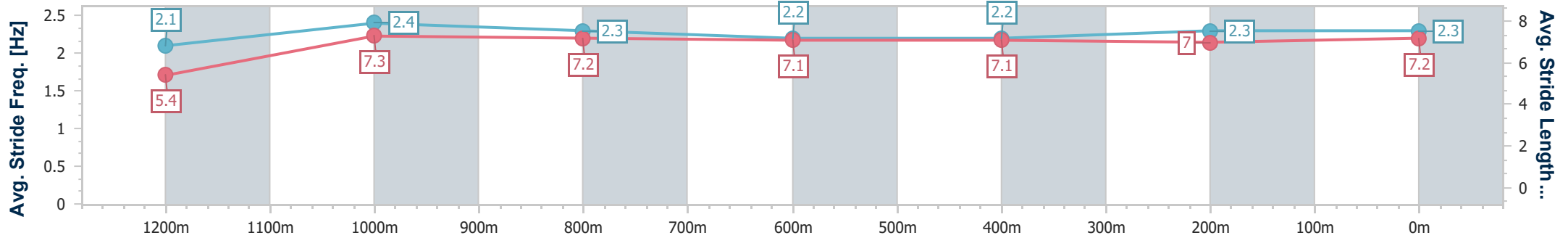
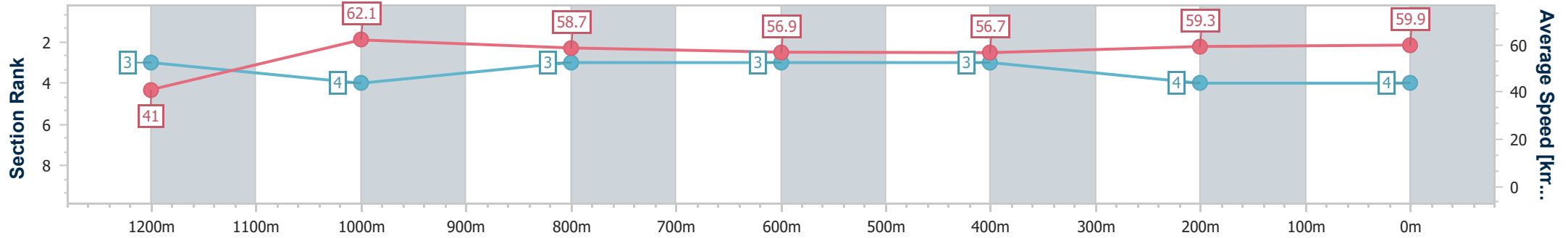
Toowoomba QLD Professional
 Race 6: HARVEY NORMAN COMMERCIAL TOWOOMBA QTIS
 Three-Year-Old Maiden Handicap - 1300m



03 August 2024 - 20:11

Track Rating: Good 4, Weather: Fine, Rail Position: True

Section	Overall	1200m	1000m	800m	600m	400m	200m
Section Times	1:22.28 [4] (0:08.74)	1:13.54 [3] (0:11.63)	1:01.91 [4] (0:12.31)	0:49.60 [3] (0:12.71)	0:36.89 [3] (0:12.71)	0:24.18 [3] (0:12.19)	0:11.99 [4] (0:11.99)
Average Speed [km/h]	41.0	62.1	58.7	56.9	56.7	59.3	59.9
Top Speed [km/h]	62.0	63.3	61.1	58.0	58.1	60.1	60.4
Avg. Dist. to Rail [m]	4.2	1.9	1.7	1.2	0.6	1.1	2.0
Avg. Stride Freq. [Hz]	2.1	2.4	2.3	2.2	2.2	2.3	2.3
Avg. Stride Length [m]	5.4	7.3	7.2	7.1	7.1	7.0	7.2



- [] Ranking at each section and finish
- .-.- No data available at this section
- NA No data available



Horse/Jockey Name	What Artists Do
Final Rank	5
Fastest Section Time (Section)	0:09.09 (Overall)
Top Speed [km/h] (Section)	63.8 (1200m)
Race State	Finished



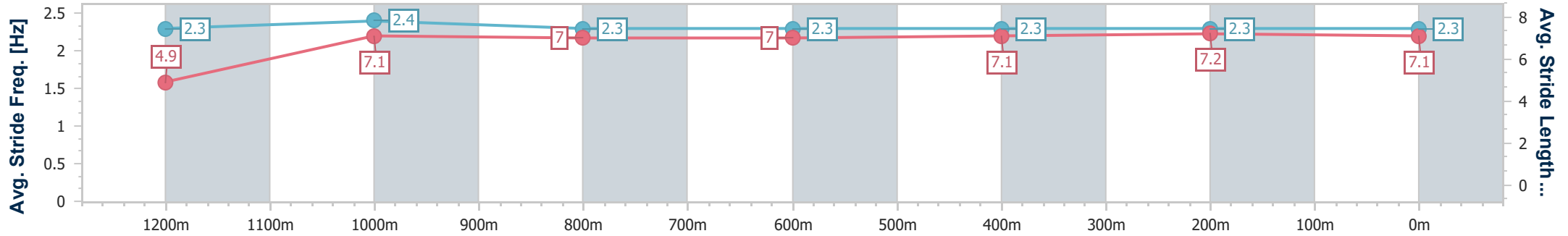
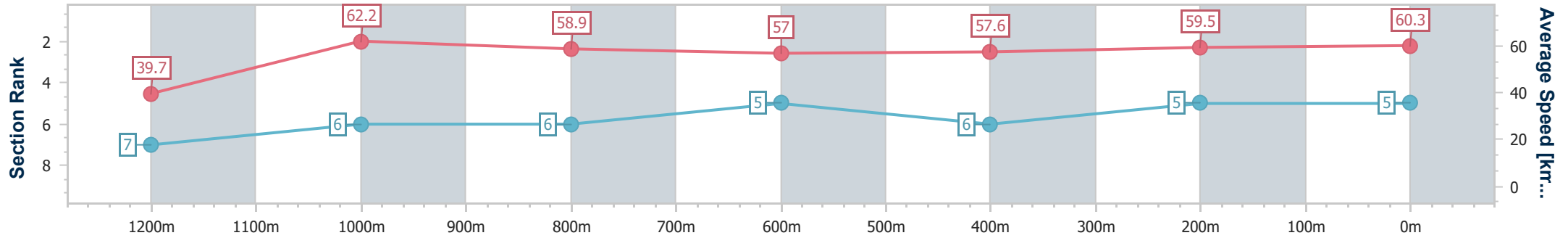
Toowoomba QLD Professional
 Race 6: HARVEY NORMAN COMMERCIAL TOOWOOMBA QTIS
 Three-Year-Old Maiden Handicap - 1300m



03 August 2024 - 20:11

Track Rating: Good 4, Weather: Fine, Rail Position: True

Section	Overall	1200m	1000m	800m	600m	400m	200m
Section Times	1:22.35 [5] (0:09.09)	1:13.26 [7] (0:11.61)	1:01.65 [6] (0:12.29)	0:49.36 [6] (0:12.65)	0:36.71 [5] (0:12.63)	0:24.08 [6] (0:12.12)	0:11.96 [5] (0:11.96)
Average Speed [km/h]	39.7	62.2	58.9	57.0	57.6	59.5	60.3
Top Speed [km/h]	60.3	63.8	62.1	58.3	58.9	61.6	61.0
Avg. Dist. to Rail [m]	3.8	1.2	1.4	1.3	2.0	1.4	0.4
Avg. Stride Freq. [Hz]	2.3	2.4	2.3	2.3	2.3	2.3	2.3
Avg. Stride Length [m]	4.9	7.1	7.0	7.0	7.1	7.2	7.1



- [] Ranking at each section and finish
- .-.- No data available at this section
- NA No data available



Horse/Jockey Name	Mishani Brazilian
Final Rank	6
Fastest Section Time (Section)	0:08.70 (Overall)
Top Speed [km/h] (Section)	64.7 (1200m)
Race State	Finished



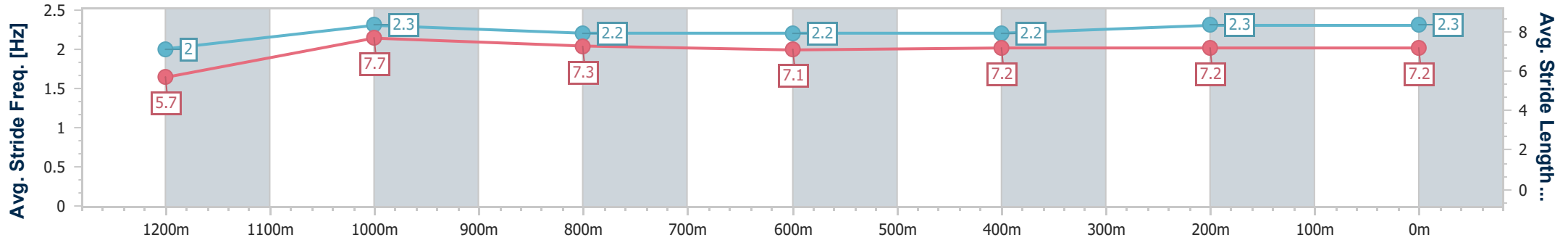
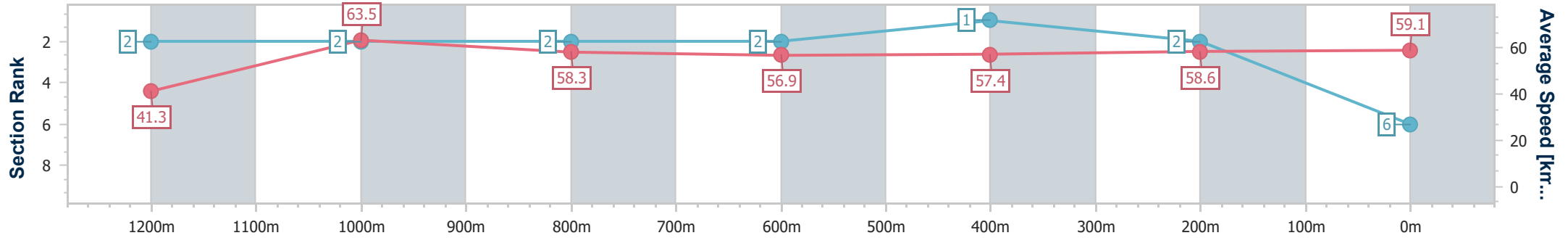
Toowoomba QLD Professional
 Race 6: HARVEY NORMAN COMMERCIAL TOWOOMBA QTIS
 Three-Year-Old Maiden Handicap - 1300m



03 August 2024 - 20:11

Track Rating: Good 4, Weather: Fine, Rail Position: True

Section	Overall	1200m	1000m	800m	600m	400m	200m
Section Times	1:22.41 [6] (0:08.70)	1:13.71 [2] (0:11.41)	1:02.30 [2] (0:12.42)	0:49.88 [2] (0:12.72)	0:37.16 [2] (0:12.67)	0:24.49 [1] (0:12.29)	0:12.20 [2] (0:12.20)
Average Speed [km/h]	41.3	63.5	58.3	56.9	57.4	58.6	59.1
Top Speed [km/h]	62.9	64.7	61.7	58.7	58.4	59.4	59.9
Avg. Dist. to Rail [m]	8.6	3.0	2.1	1.7	1.6	1.0	1.1
Avg. Stride Freq. [Hz]	2.0	2.3	2.2	2.2	2.2	2.3	2.3
Avg. Stride Length [m]	5.7	7.7	7.3	7.1	7.2	7.2	7.2



- [] Ranking at each section and finish
- .-.- No data available at this section
- NA No data available



Horse/Jockey Name	Black Assassin
Final Rank	7
Fastest Section Time (Section)	0:08.92 (Overall)
Top Speed [km/h] (Section)	64.7 (1200m)
Race State	Finished



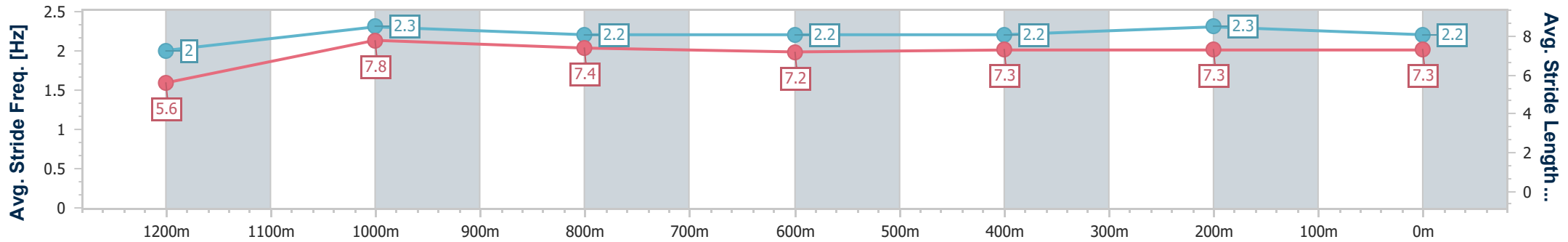
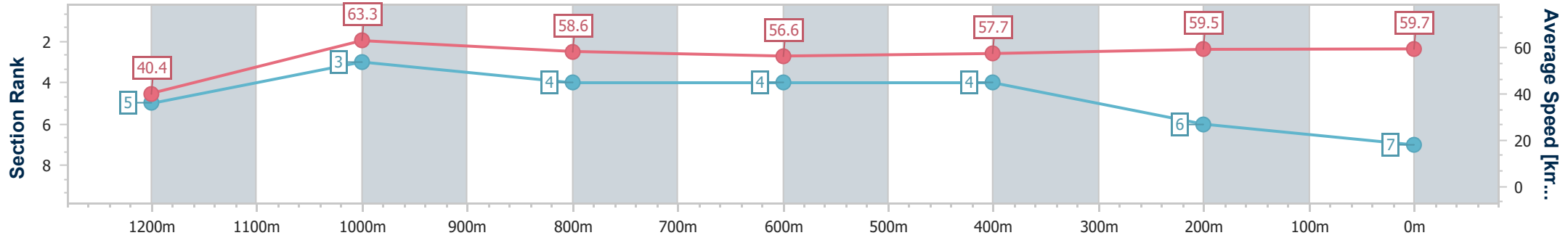
Toowoomba QLD Professional
 Race 6: HARVEY NORMAN COMMERCIAL TOOWOOMBA QTIS
 Three-Year-Old Maiden Handicap - 1300m



03 August 2024 - 20:11

Track Rating: Good 4, Weather: Fine, Rail Position: True

Section	Overall	1200m	1000m	800m	600m	400m	200m
Section Times	1:22.50 [7] (0:08.92)	1:13.58 [5] (0:11.41)	1:02.17 [3] (0:12.37)	0:49.80 [4] (0:12.82)	0:36.98 [4] (0:12.64)	0:24.34 [4] (0:12.28)	0:12.06 [6] (0:12.06)
Average Speed [km/h]	40.4	63.3	58.6	56.6	57.7	59.5	59.7
Top Speed [km/h]	60.7	64.7	63.5	58.8	58.9	60.6	60.4
Avg. Dist. to Rail [m]	6.4	2.5	1.9	2.7	3.1	3.3	2.7
Avg. Stride Freq. [Hz]	2.0	2.3	2.2	2.2	2.2	2.3	2.2
Avg. Stride Length [m]	5.6	7.8	7.4	7.2	7.3	7.3	7.3



- [] Ranking at each section and finish
- .-.- No data available at this section
- NA No data available



Horse/Jockey Name	Standlee
Final Rank	8
Fastest Section Time (Section)	0:08.76 (Overall)
Top Speed [km/h] (Section)	63.5 (1200m)
Race State	Finished



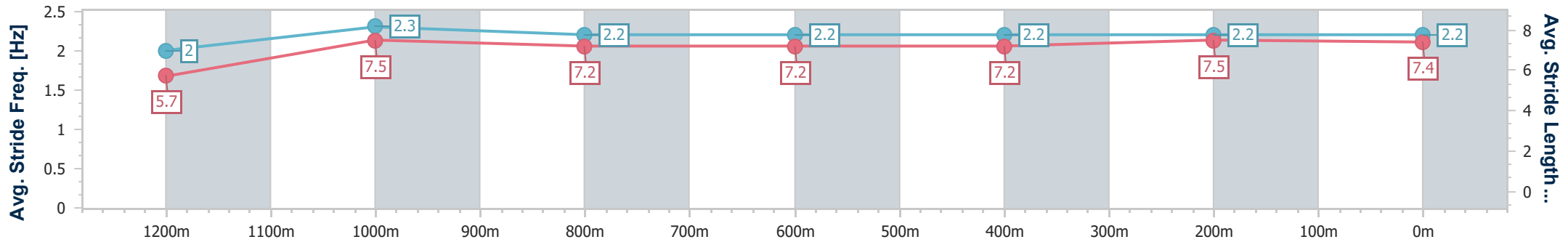
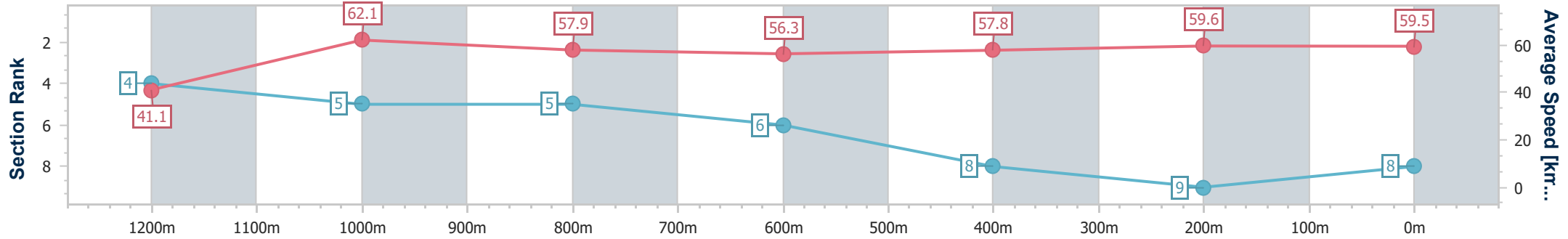
Toowoomba QLD Professional
 Race 6: HARVEY NORMAN COMMERCIAL TOWOOMBA QTIS
 Three-Year-Old Maiden Handicap - 1300m



03 August 2024 - 20:11

Track Rating: Good 4, Weather: Fine, Rail Position: True

Section	Overall	1200m	1000m	800m	600m	400m	200m
Section Times	1:22.63 [8] (0:08.76)	1:13.87 [4] (0:11.62)	1:02.25 [5] (0:12.57)	0:49.68 [5] (0:12.88)	0:36.80 [6] (0:12.57)	0:24.23 [8] (0:12.17)	0:12.06 [9] (0:12.06)
Average Speed [km/h]	41.1	62.1	57.9	56.3	57.8	59.6	59.5
Top Speed [km/h]	59.7	63.5	60.9	58.3	58.9	61.1	60.7
Avg. Dist. to Rail [m]	4.3	1.7	3.0	2.3	1.7	1.5	1.3
Avg. Stride Freq. [Hz]	2.0	2.3	2.2	2.2	2.2	2.2	2.2
Avg. Stride Length [m]	5.7	7.5	7.2	7.2	7.2	7.5	7.4



- [] Ranking at each section and finish
- .-.- No data available at this section
- NA No data available



Horse/Jockey Name	Augury
Final Rank	9
Fastest Section Time (Section)	0:08.69 (Overall)
Top Speed [km/h] (Section)	66.4 (1200m)
Race State	Finished



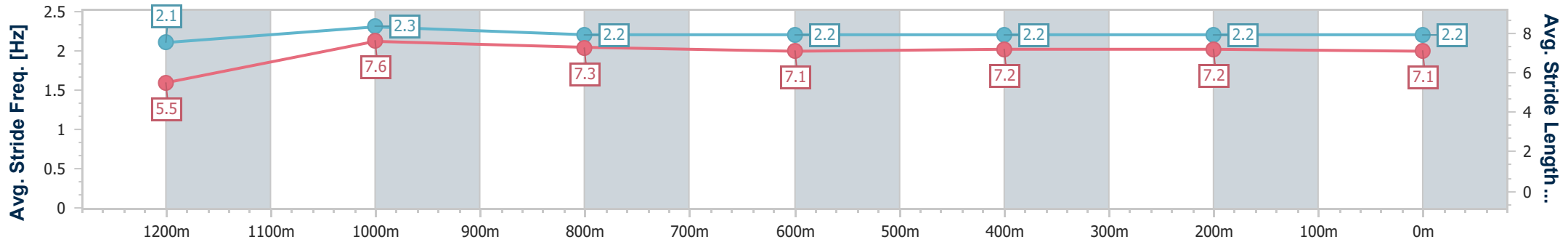
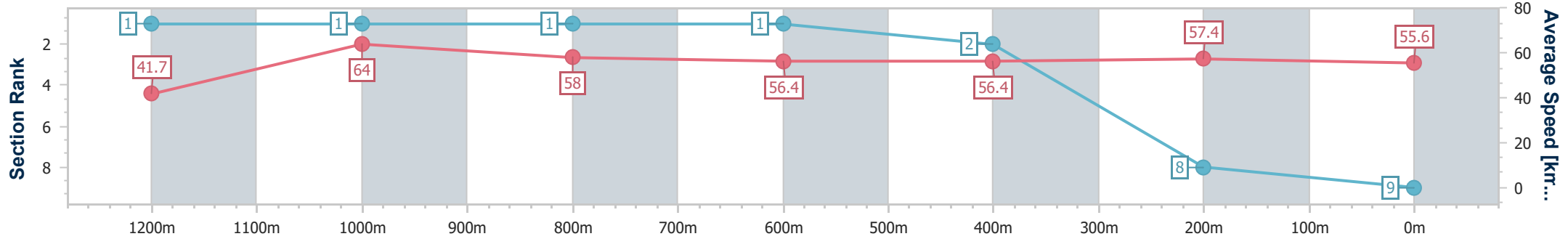
Toowoomba QLD Professional
 Race 6: HARVEY NORMAN COMMERCIAL TOOWOOMBA QTIS
 Three-Year-Old Maiden Handicap - 1300m



03 August 2024 - 20:11

Track Rating: Good 4, Weather: Fine, Rail Position: True

Section	Overall	1200m	1000m	800m	600m	400m	200m
Section Times	1:23.49 [9] (0:08.69)	1:14.80 [1] (0:11.25)	1:03.55 [1] (0:12.45)	0:51.10 [1] (0:12.78)	0:38.32 [1] (0:12.80)	0:25.52 [2] (0:12.58)	0:12.94 [8] (0:12.94)
Average Speed [km/h]	41.7	64.0	58.0	56.4	56.4	57.4	55.6
Top Speed [km/h]	63.5	66.4	61.7	57.4	57.7	57.8	57.0
Avg. Dist. to Rail [m]	9.3	3.1	0.4	0.5	1.1	0.4	0.8
Avg. Stride Freq. [Hz]	2.1	2.3	2.2	2.2	2.2	2.2	2.2
Avg. Stride Length [m]	5.5	7.6	7.3	7.1	7.2	7.2	7.1



- [] Ranking at each section and finish
- .-.- No data available at this section
- NA No data available