



# Sunshine Coast QLD Professional

## Race 7: GRINDERS COFFEE BENCHMARK 62 Handicap - 1800m

04 August 2024 - 16:20



Track Rating: Good 4, Weather: Fine, Rail Position: +8m Entire

Section		Overall	1600m	1400m	1200m	1000m	800m	600m	Last 600m				
Field Times		1:52.04 (0:14.02)	1:38.02 (0:11.59)	1:26.43 (0:12.37)	1:14.06 (0:12.94)	1:01.12 (0:13.10)	0:48.02 (0:12.56)	0:35.46 (0:11.95)	0:35.46				
Rank	TAB Horse/Jockey	Barrier	Top Speed [km/h]	Fastest Section									Distance Travelled [m]
1	6 SINGER SARGENT James Orman	6	67.1 400m	0:11.07 400m	1:52.04 [1] (0:14.71)	1:37.33 [11] (0:12.06)	1:25.27 [10] (0:12.51)	1:12.76 [10] (0:12.92)	0:59.84 [12] (0:12.96)	0:46.88 [12] (0:12.40)	0:34.48 [10] (0:11.72)	0:34.48	
2	8 ASHFALL Bailey Wheeler	11	66.0 400m	0:11.01 400m	1:52.27 [2] (0:14.46)	1:37.81 [8] (0:12.22)	1:25.59 [8] (0:12.43)	1:13.16 [9] (0:12.93)	1:00.23 [10] (0:13.10)	0:47.13 [11] (0:12.48)	0:34.65 [11] (0:11.95)	0:34.65	+0
3	12 FLIC EN FLAC Cejay Graham	10	65.0 400m	0:11.28 400m	1:52.34 [3] (0:14.69)	1:37.65 [10] (0:12.23)	1:25.42 [11] (0:12.51)	1:12.91 [12] (0:12.54)	1:00.37 [9] (0:12.74)	0:47.63 [7] (0:12.59)	0:35.04 [8] (0:11.61)	0:35.04	+4
4	14 THE LOVE ROCKET Taylor Marshall	5	65.1 400m	0:11.27 400m	1:52.41 [4] (0:14.36)	1:38.05 [6] (0:12.08)	1:25.97 [7] (0:12.29)	1:13.68 [7] (0:13.00)	1:00.68 [7] (0:13.07)	0:47.61 [8] (0:12.44)	0:35.17 [6] (0:11.92)	0:35.17	-1
5	4 VIADELAMORE Kyle Wilson-Taylor	2	65.0 400m	0:11.43 400m	1:52.50 [5] (0:14.21)	1:38.29 [5] (0:11.97)	1:26.32 [4] (0:12.35)	1:13.97 [5] (0:12.97)	1:01.00 [5] (0:13.10)	0:47.90 [5] (0:12.46)	0:35.44 [4] (0:11.85)	0:35.44	+0
6	7 CONTRERAS Michael Rodd	4	64.3 400m	0:11.40 400m	1:52.65 [6] (0:14.69)	1:37.96 [9] (0:11.99)	1:25.97 [9] (0:12.30)	1:13.67 [8] (0:12.90)	1:00.77 [8] (0:13.00)	0:47.77 [9] (0:12.60)	0:35.17 [9] (0:11.89)	0:35.17	-6
7	11 TORQUE LEICA STAR Cody Collis	17	64.5 400m	0:11.35 400m	1:52.65 [7] (0:15.09)	1:37.56 [13] (0:12.01)	1:25.55 [13] (0:12.31)	1:13.24 [11] (0:12.72)	1:00.52 [11] (0:12.98)	0:47.54 [10] (0:12.62)	0:34.92 [13] (0:11.80)	0:34.92	-5
8	2 SPEAK NOW Anthony Allen	12	65.1 1400m	0:11.45 400m	1:52.69 [8] (0:14.17)	1:38.52 [4] (0:11.81)	1:26.71 [3] (0:12.26)	1:14.45 [2] (0:13.04)	1:01.41 [2] (0:13.06)	0:48.35 [3] (0:12.82)	0:35.53 [5] (0:12.07)	0:35.53	+1
9	17 MATSUYAMA Sean Cormack	9	64.0 Overall	0:11.59 1600m	1:52.71 [9] (0:14.02)	1:38.69 [1] (0:11.59)	1:27.10 [1] (0:12.37)	1:14.73 [1] (0:12.94)	1:01.79 [1] (0:13.10)	0:48.69 [1] (0:12.56)	0:36.13 [1] (0:11.95)	0:36.13	-5
10	10 AROUND THE BUOY Tahlia Fenlon	15	64.7 400m	0:11.22 400m	1:52.82 [10] (0:15.09)	1:37.73 [14] (0:12.34)	1:25.39 [14] (0:12.39)	1:13.00 [14] (0:12.76)	1:00.24 [14] (0:12.99)	0:47.25 [14] (0:12.46)	0:34.79 [14] (0:11.76)	0:34.79	-3

Scratched: Aiden (#5), Port Mourant (#9), Guts 'N' Glory (#1), Lady Deanne (#19), Smart As Smart (#15)

[ ] Ranking at each section and finish  
 -:-:- No data available at this section  
 NA No data available

SCN Saddle cloth number  
 DNF Did not finish  
 DNT Did not track



# Sunshine Coast QLD Professional

## Race 7: GRINDERS COFFEE BENCHMARK 62 Handicap - 1800m

04 August 2024 - 16:20



Track Rating: Good 4, Weather: Fine, Rail Position: +8m Entire

Section	Overall	1600m	1400m	1200m	1000m	800m	600m	Last 600m						
Field Times	1:52.04 (0:14.02)	1:38.02 (0:11.59)	1:26.43 (0:12.37)	1:14.06 (0:12.94)	1:01.12 (0:13.10)	0:48.02 (0:12.56)	0:35.46 (0:11.95)	0:35.46						
Rank	TAB	Horse/Jockey	Barrier	Top Speed [km/h]	Fastest Section									Distance Travelled [m]
11	16	TAUPO TIGER Angela Jones	1	62.7 400m	0:11.77 400m	1:53.12 [11] (0:14.37)	1:38.75 [7] (0:12.00)	1:26.75 [6] (0:12.28)	1:14.47 [6] (0:12.93)	1:01.54 [6] (0:13.05)	0:48.49 [6] (0:12.62)	0:35.87 [7] (0:11.90)	0:35.87	-7
12	18	SAYS WHO Nathan Thomas	13	63.5 400m	0:11.43 400m	1:53.29 [12] (0:14.89)	1:38.40 [12] (0:12.19)	1:26.21 [12] (0:12.45)	1:13.76 [13] (0:12.90)	1:00.86 [13] (0:13.05)	0:47.81 [13] (0:12.24)	0:35.57 [12] (0:11.89)	0:35.57	+2
13	13	PINTURA ROSA Nikita Beriman	8	64.0 Overall	0:11.85 400m	1:53.33 [13] (0:14.09)	1:39.24 [3] (0:12.13)	1:27.11 [5] (0:12.28)	1:14.83 [4] (0:12.95)	1:01.88 [4] (0:12.82)	0:49.06 [2] (0:12.60)	0:36.46 [2] (0:12.03)	0:36.46	+1
14	3	CONFUSION Stephanie Thornton	3	62.9 Overall	0:11.87 1600m	1:55.82 [14] (0:14.07)	1:41.75 [2] (0:11.87)	1:29.88 [2] (0:12.37)	1:17.51 [3] (0:12.98)	1:04.53 [3] (0:13.06)	0:51.47 [4] (0:12.62)	0:38.85 [3] (0:11.88)	0:38.85	-5

Scratched: Aiden (#5), Port Mourant (#9), Guts 'N' Glory (#1), Lady Deanne (#19), Smart As Smart (#15)

[ ] Ranking at each section and finish  
 -:-:-:- No data available at this section  
 NA No data available

SCN Saddle cloth number  
 DNF Did not finish  
 DNT Did not track



# Sunshine Coast QLD Professional

## Race 7: GRINDERS COFFEE BENCHMARK 62 Handicap - 1800m

04 August 2024 - 16:20



Track Rating: Good 4, Weather: Fine, Rail Position: +8m Entire

Section				400m	200m			Last 600m			
Field Times				0:23.51 (0:11.66)	0:11.85 (0:11.85)			0:35.46			
Rank	TAB	Horse/Jockey	Barrier	Top Speed [km/h]	Fastest Section	Margin				Distance Travelled [m]	
1	6	<b>SINGER SARGENT</b> James Orman	6	67.1 400m	0:11.07 400m	0:22.76 [9] (0:11.07)	0:11.69 [4] (0:11.69)	1:52.04		0:34.48	
2	8	<b>ASHFALL</b> Bailey Wheeler	11	66.0 400m	0:11.01 400m	0:22.70 [12] (0:11.01)	0:11.69 [6] (0:11.69)	1.3L		0:34.65	+0
3	12	<b>FLIC EN FLAC</b> Cejay Graham	10	65.0 400m	0:11.28 400m	0:23.43 [4] (0:11.28)	0:12.15 [1] (0:12.15)	1.6L		0:35.04	+4
4	14	<b>THE LOVE ROCKET</b> Taylor Marshall	5	65.1 400m	0:11.27 400m	0:23.25 [7] (0:11.27)	0:11.98 [5] (0:11.98)	1.9L		0:35.17	-1
5	4	<b>VIADELAMORE</b> Kyle Wilson-Taylor	2	65.0 400m	0:11.43 400m	0:23.59 [5] (0:11.43)	0:12.16 [3] (0:12.16)	2.3L		0:35.44	+0
6	7	<b>CONTRERAS</b> Michael Rodd	4	64.3 400m	0:11.40 400m	0:23.28 [10] (0:11.40)	0:11.88 [10] (0:11.88)	3.1L		0:35.17	-6
7	11	<b>TORQUE LEICA STAR</b> Cody Collis	17	64.5 400m	0:11.35 400m	0:23.12 [11] (0:11.35)	0:11.77 [11] (0:11.77)	3.2L		0:34.92	-5
8	2	<b>SPEAK NOW</b> Anthony Allen	12	65.1 1400m	0:11.45 400m	0:23.46 [8] (0:11.45)	0:12.01 [7] (0:12.01)	3.4L		0:35.53	+1
9	17	<b>MATSUYAMA</b> Sean Cormack	9	64.0 Overall	0:11.59 1600m	0:24.18 [1] (0:11.72)	0:12.46 [2] (0:12.46)	3.5L		0:36.13	-5
10	10	<b>AROUND THE BUOY</b> Tahlia Fenlon	15	64.7 400m	0:11.22 400m	0:23.03 [14] (0:11.22)	0:11.81 [13] (0:11.81)	4L		0:34.79	-3

Scratched: Aiden (#5), Port Mourant (#9), Guts 'N' Glory (#1), Lady Deanne (#19), Smart As Smart (#15)

[ ] Ranking at each section and finish  
 -:-:- No data available at this section  
 NA No data available

SCN Saddle cloth number  
 DNF Did not finish  
 DNT Did not track



# Sunshine Coast QLD Professional

## Race 7: GRINDERS COFFEE BENCHMARK 62 Handicap - 1800m

04 August 2024 - 16:20



Track Rating: Good 4, Weather: Fine, Rail Position: +8m Entire

Section				400m	200m			Last 600m	
Field Times				0:23.51 (0:11.66)	0:11.85 (0:11.85)			0:35.46	
Rank	TAB	Horse/Jockey	Barrier	Top Speed [km/h]	Fastest Section	Margin		Distance Travelled [m]	
11	16	<b>TAUPO TIGER</b> Angela Jones	1	62.7 400m	0:11.77 400m	0:23.97 [6] (0:11.77)	0:12.20 [12] (0:12.20)	5.8L	0:35.87 -7
12	18	<b>SAYS WHO</b> Nathan Thomas	13	63.5 400m	0:11.43 400m	0:23.68 [13] (0:11.43)	0:12.25 [14] (0:12.25)	6.8L	0:35.57 +2
13	13	<b>PINTURA ROSA</b> Nikita Beriman	8	64.0 Overall	0:11.85 400m	0:24.43 [3] (0:11.85)	0:12.58 [9] (0:12.58)	7L	0:36.46 +1
14	3	<b>CONFUSION</b> Stephanie Thornton	3	62.9 Overall	0:11.87 1600m	0:26.97 [2] (0:11.87)	0:15.10 [8] (0:15.10)	21.5L	0:38.85 -5

Scratched: Aiden (#5), Port Mourant (#9), Guts 'N' Glory (#1), Lady Deanne (#19), Smart As Smart (#15)

[ ] Ranking at each section and finish  
 -:-:-:- No data available at this section  
 NA No data available

SCN Saddle cloth number  
 DNF Did not finish  
 DNT Did not track



Horse/Jockey Name	Singer Sargent
Final Rank	1
Fastest Section Time (Section)	0:11.07 (400m)
Top Speed [km/h] (Section)	67.1 (400m)
Race State	Finished



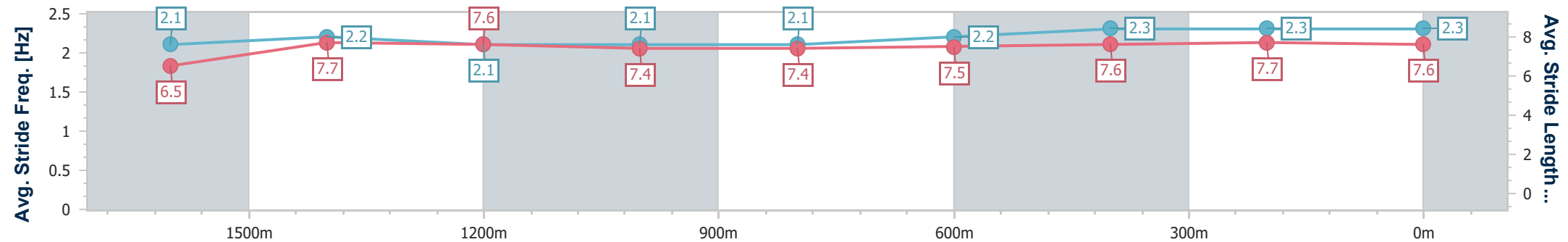
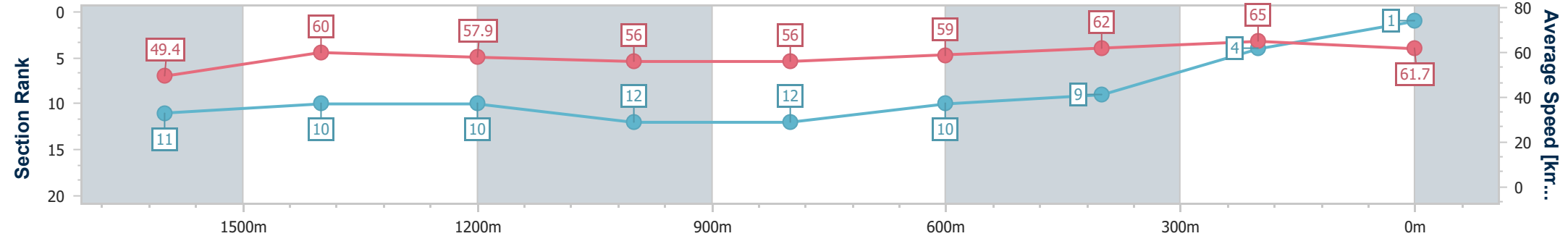
Sunshine Coast QLD Professional  
Race 7: GRINDERS COFFEE BENCHMARK 62 Handicap - 1800m



04 August 2024 - 16:20

Track Rating: Good 4, Weather: Fine, Rail Position: +8m Entire

Section	Overall	1600m	1400m	1200m	1000m	800m	600m	400m	200m				
Section Times	1:52.04 [1] (0:14.71)	1:37.33 [11] (0:12.06)	1:25.27 [10] (0:12.51)	1:12.76 [10] (0:12.92)	0:59.84 [12] (0:12.96)	0:46.88 [12] (0:12.40)	0:34.48 [10] (0:11.72)	0:22.76 [9] (0:11.07)	0:11.69 [4] (0:11.69)				
Average Speed [km/h]	49.4	60.0	57.9	56.0	56.0	59.0	62.0	65.0	61.7				
Top Speed [km/h]	61.0	62.7	60.2	58.8	59.8	60.2	63.9	67.1	63.8				
Avg. Dist. to Rail [m]	4.4	2.6	2.8	2.9	3.2	2.8	2.0	3.9	4.2				
Avg. Stride Freq. [Hz]	2.1	2.2	2.1	2.1	2.1	2.2	2.3	2.3	2.3				
Avg. Stride Length [m]	6.5	7.7	7.6	7.4	7.4	7.5	7.6	7.7	7.6				



- [ ] Ranking at each section and finish
- .-.- No data available at this section
- NA No data available



Horse/Jockey Name	Ashfall
Final Rank	2
Fastest Section Time (Section)	0:11.01 (400m)
Top Speed [km/h] (Section)	66.0 (400m)
Race State	Finished



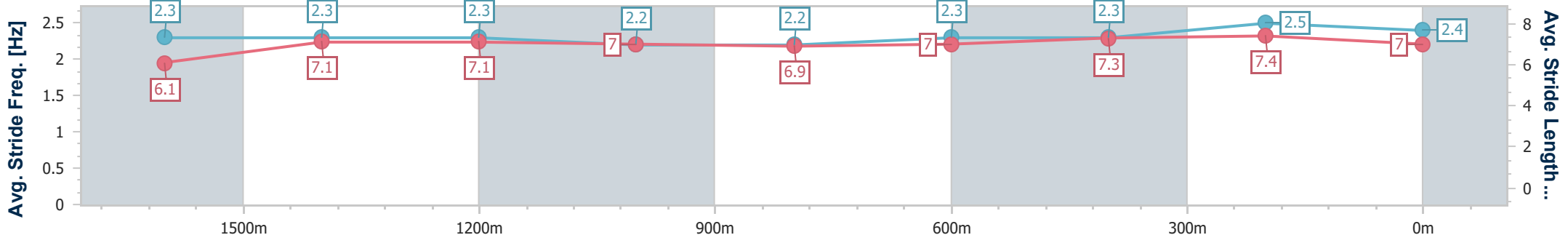
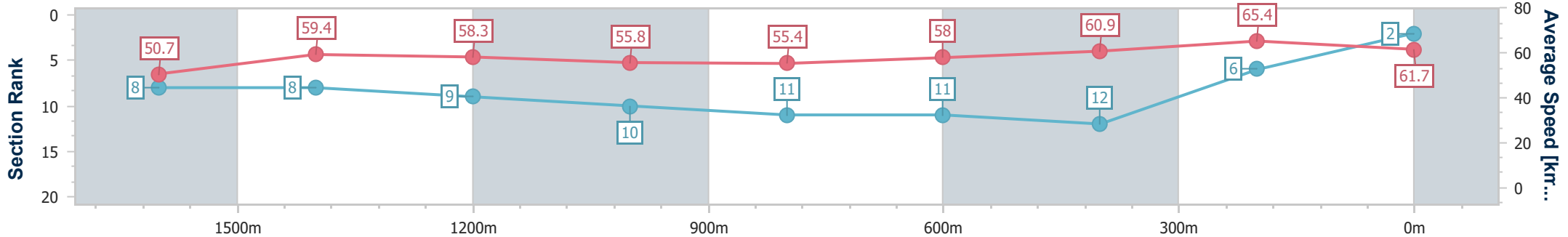
Sunshine Coast QLD Professional  
Race 7: GRINDERS COFFEE BENCHMARK 62 Handicap - 1800m



04 August 2024 - 16:20

Track Rating: Good 4, Weather: Fine, Rail Position: +8m Entire

Section	Overall	1600m	1400m	1200m	1000m	800m	600m	400m	200m			
Section Times	1:52.27 [2] (0:14.46)	1:37.81 [8] (0:12.22)	1:25.59 [8] (0:12.43)	1:13.16 [9] (0:12.93)	1:00.23 [10] (0:13.10)	0:47.13 [11] (0:12.48)	0:34.65 [11] (0:11.95)	0:22.70 [12] (0:11.01)	0:11.69 [6] (0:11.69)			
Average Speed [km/h]	50.7	59.4	58.3	55.8	55.4	58.0	60.9	65.4	61.7			
Top Speed [km/h]	60.2	60.3	59.6	59.6	57.1	60.1	63.8	66.0	64.0			
Avg. Dist. to Rail [m]	7.3	3.7	3.4	2.7	2.5	1.3	1.8	6.7	7.0			
Avg. Stride Freq. [Hz]	2.3	2.3	2.3	2.2	2.2	2.3	2.3	2.5	2.4			
Avg. Stride Length [m]	6.1	7.1	7.1	7.0	6.9	7.0	7.3	7.4	7.0			



- [ ] Ranking at each section and finish
- .-.- No data available at this section
- NA No data available



Horse/Jockey Name	Flic En Flac
Final Rank	3
Fastest Section Time (Section)	0:11.28 (400m)
Top Speed [km/h] (Section)	65.0 (400m)
Race State	Finished



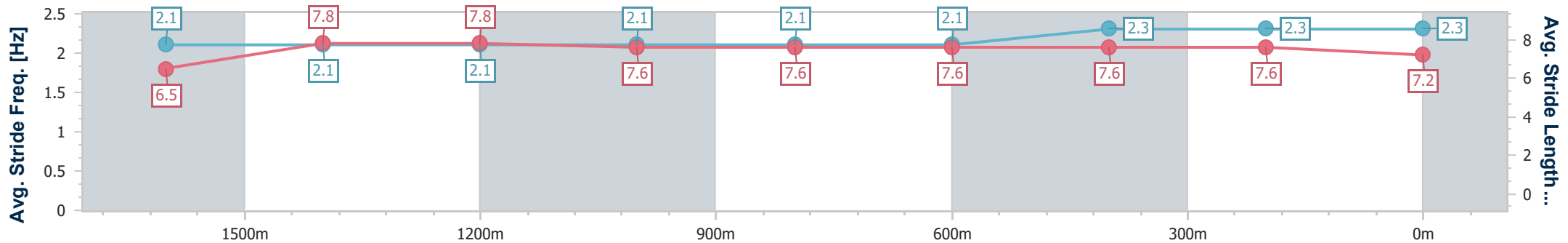
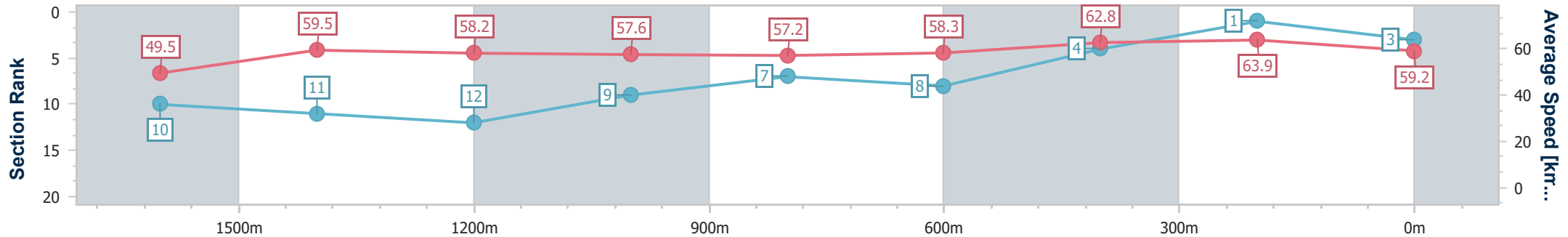
Sunshine Coast QLD Professional  
Race 7: GRINDERS COFFEE BENCHMARK 62 Handicap - 1800m



04 August 2024 - 16:20

Track Rating: Good 4, Weather: Fine, Rail Position: +8m Entire

Section	Overall	1600m	1400m	1200m	1000m	800m	600m	400m	200m				
Section Times	1:52.34 [3] (0:14.69)	1:37.65 [10] (0:12.23)	1:25.42 [11] (0:12.51)	1:12.91 [12] (0:12.54)	1:00.37 [9] (0:12.74)	0:47.63 [7] (0:12.59)	0:35.04 [8] (0:11.61)	0:23.43 [4] (0:11.28)	0:12.15 [1] (0:12.15)				
Average Speed [km/h]	49.5	59.5	58.2	57.6	57.2	58.3	62.8	63.9	59.2				
Top Speed [km/h]	60.1	60.4	59.2	58.0	58.3	60.9	64.3	65.0	63.0				
Avg. Dist. to Rail [m]	6.9	4.1	4.2	3.9	3.7	3.4	2.4	3.8	4.1				
Avg. Stride Freq. [Hz]	2.1	2.1	2.1	2.1	2.1	2.1	2.3	2.3	2.3				
Avg. Stride Length [m]	6.5	7.8	7.8	7.6	7.6	7.6	7.6	7.6	7.2				



- [ ] Ranking at each section and finish
- .-.- No data available at this section
- NA No data available



Horse/Jockey Name	The Love Rocket
Final Rank	4
Fastest Section Time (Section)	0:11.27 (400m)
Top Speed [km/h] (Section)	65.1 (400m)
Race State	Finished



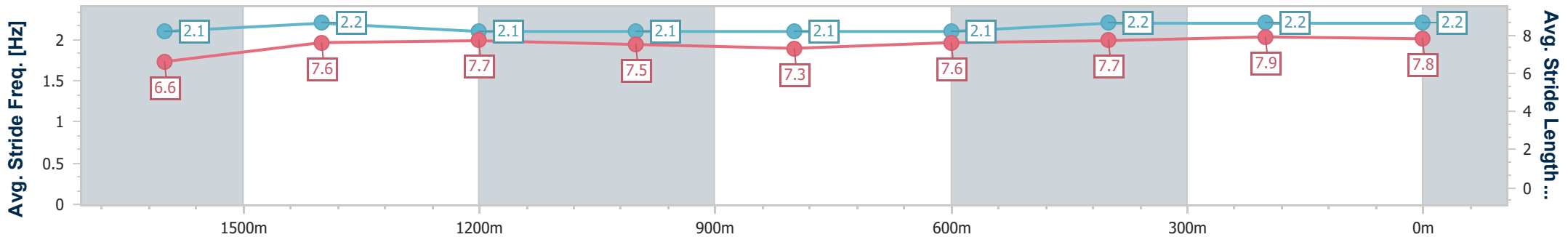
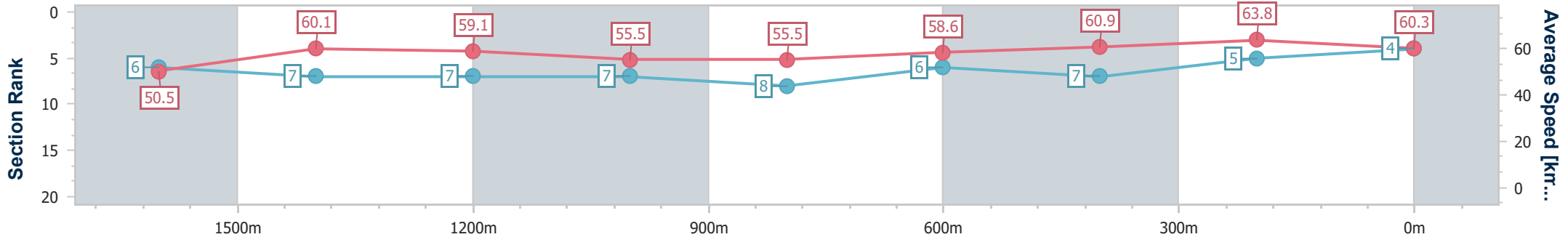
Sunshine Coast QLD Professional  
Race 7: GRINDERS COFFEE BENCHMARK 62 Handicap - 1800m



04 August 2024 - 16:20

Track Rating: Good 4, Weather: Fine, Rail Position: +8m Entire

Section	Overall	1600m	1400m	1200m	1000m	800m	600m	400m	200m				
Section Times	1:52.41 [4] (0:14.36)	1:38.05 [6] (0:12.08)	1:25.97 [7] (0:12.29)	1:13.68 [7] (0:13.00)	1:00.68 [7] (0:13.07)	0:47.61 [8] (0:12.44)	0:35.17 [6] (0:11.92)	0:23.25 [7] (0:11.27)	0:11.98 [5] (0:11.98)				
Average Speed [km/h]	50.5	60.1	59.1	55.5	55.5	58.6	60.9	63.8	60.3				
Top Speed [km/h]	61.4	61.5	60.2	57.4	56.6	59.2	63.6	65.1	62.8				
Avg. Dist. to Rail [m]	3.7	2.8	2.8	2.6	2.5	2.0	1.7	4.7	3.3				
Avg. Stride Freq. [Hz]	2.1	2.2	2.1	2.1	2.1	2.1	2.2	2.2	2.2				
Avg. Stride Length [m]	6.6	7.6	7.7	7.5	7.3	7.6	7.7	7.9	7.8				



- [ ] Ranking at each section and finish
- .-.- No data available at this section
- NA No data available





Horse/Jockey Name	Viadelamore
Final Rank	5
Fastest Section Time (Section)	0:11.43 (400m)
Top Speed [km/h] (Section)	65.0 (400m)
Race State	Finished



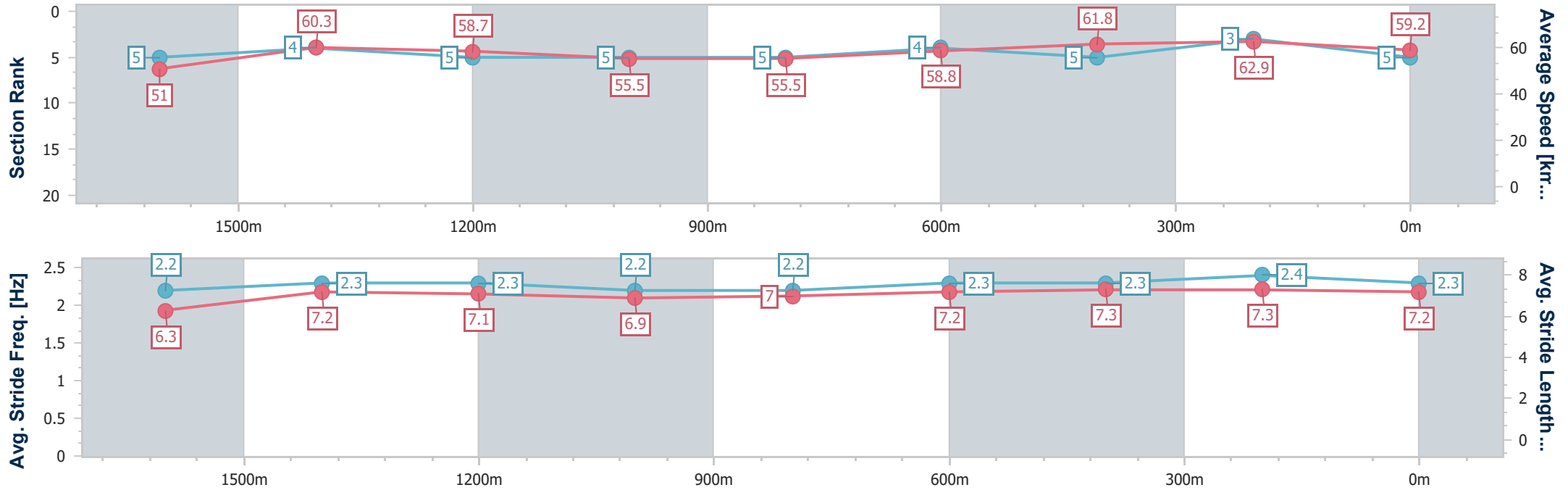
Sunshine Coast QLD Professional  
Race 7: GRINDERS COFFEE BENCHMARK 62 Handicap - 1800m



04 August 2024 - 16:20

Track Rating: Good 4, Weather: Fine, Rail Position: +8m Entire

Section	Overall	1600m	1400m	1200m	1000m	800m	600m	400m	200m
Section Times	1:52.50 [5] (0:14.21)	1:38.29 [5] (0:11.97)	1:26.32 [4] (0:12.35)	1:13.97 [5] (0:12.97)	1:01.00 [5] (0:13.10)	0:47.90 [5] (0:12.46)	0:35.44 [4] (0:11.85)	0:23.59 [5] (0:11.43)	0:12.16 [3] (0:12.16)
Average Speed [km/h]	51.0	60.3	58.7	55.5	55.5	58.8	61.8	62.9	59.2
Top Speed [km/h]	61.3	61.2	61.0	57.3	57.1	60.5	63.6	65.0	61.6
Avg. Dist. to Rail [m]	2.2	1.7	2.3	2.5	2.9	3.3	2.7	3.5	3.1
Avg. Stride Freq. [Hz]	2.2	2.3	2.3	2.2	2.2	2.3	2.3	2.4	2.3
Avg. Stride Length [m]	6.3	7.2	7.1	6.9	7.0	7.2	7.3	7.3	7.2



- [ ] Ranking at each section and finish
- .-.- No data available at this section
- NA No data available



Horse/Jockey Name	Contreras
Final Rank	6
Fastest Section Time (Section)	0:11.40 (400m)
Top Speed [km/h] (Section)	64.3 (400m)
Race State	Finished



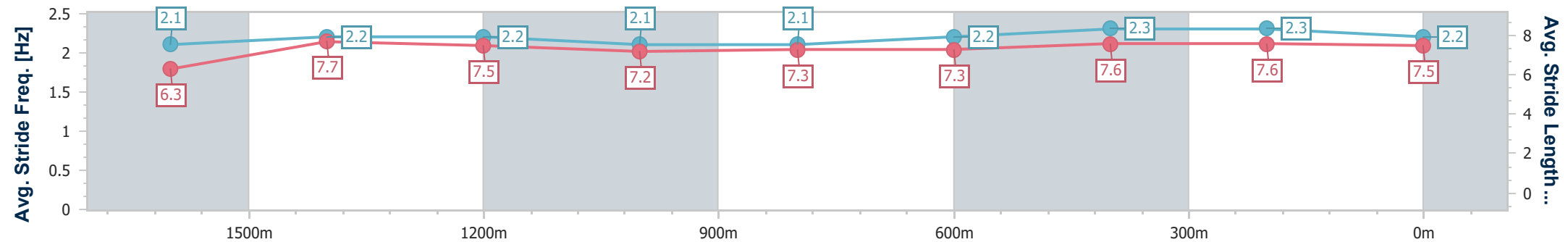
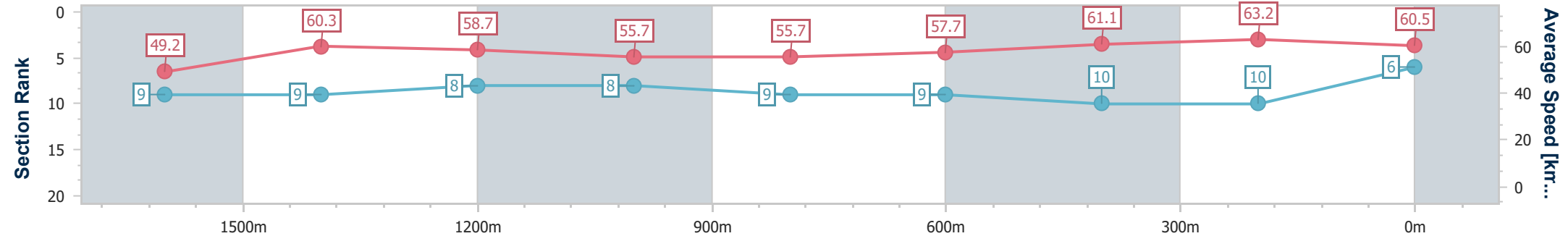
Sunshine Coast QLD Professional  
Race 7: GRINDERS COFFEE BENCHMARK 62 Handicap - 1800m



04 August 2024 - 16:20

Track Rating: Good 4, Weather: Fine, Rail Position: +8m Entire

Section	Overall	1600m	1400m	1200m	1000m	800m	600m	400m	200m				
Section Times	1:52.65 [6] (0:14.69)	1:37.96 [9] (0:11.99)	1:25.97 [9] (0:12.30)	1:13.67 [8] (0:12.90)	1:00.77 [8] (0:13.00)	0:47.77 [9] (0:12.60)	0:35.17 [9] (0:11.89)	0:23.28 [10] (0:11.40)	0:11.88 [10] (0:11.88)				
Average Speed [km/h]	49.2	60.3	58.7	55.7	55.7	57.7	61.1	63.2	60.5				
Top Speed [km/h]	61.3	60.9	59.6	58.2	57.0	59.6	61.5	64.3	62.7				
Avg. Dist. to Rail [m]	3.4	0.7	0.8	1.7	1.9	1.5	1.1	5.1	6.2				
Avg. Stride Freq. [Hz]	2.1	2.2	2.2	2.1	2.1	2.2	2.3	2.3	2.2				
Avg. Stride Length [m]	6.3	7.7	7.5	7.2	7.3	7.3	7.6	7.6	7.5				



- [ ] Ranking at each section and finish
- .-.- No data available at this section
- NA No data available



Horse/Jockey Name	Torque Leica Star
Final Rank	7
Fastest Section Time (Section)	0:11.35 (400m)
Top Speed [km/h] (Section)	64.5 (400m)
Race State	Finished



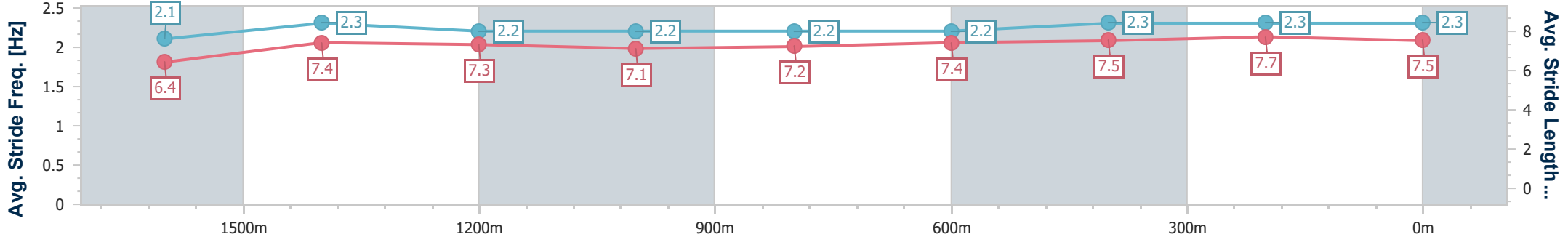
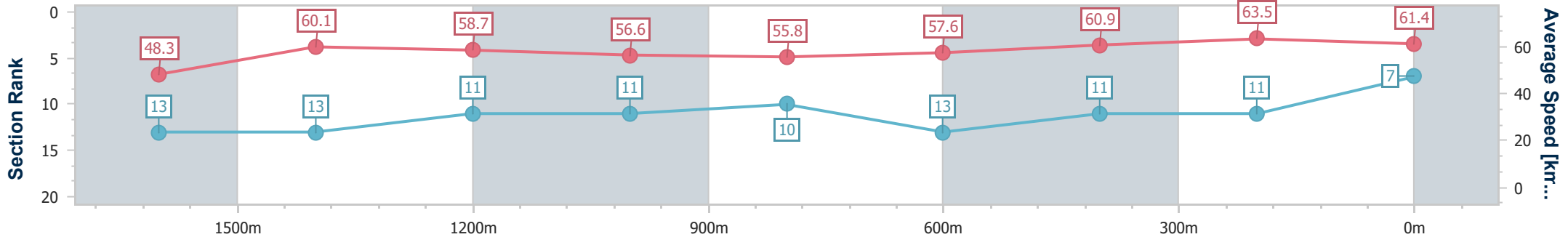
Sunshine Coast QLD Professional  
Race 7: GRINDERS COFFEE BENCHMARK 62 Handicap - 1800m



04 August 2024 - 16:20

Track Rating: Good 4, Weather: Fine, Rail Position: +8m Entire

Section	Overall	1600m	1400m	1200m	1000m	800m	600m	400m	200m				
Section Times	1:52.65 [7] (0:15.09)	1:37.56 [13] (0:12.01)	1:25.55 [13] (0:12.31)	1:13.24 [11] (0:12.72)	1:00.52 [11] (0:12.98)	0:47.54 [10] (0:12.62)	0:34.92 [13] (0:11.80)	0:23.12 [11] (0:11.35)	0:11.77 [11] (0:11.77)				
Average Speed [km/h]	48.3	60.1	58.7	56.6	55.8	57.6	60.9	63.5	61.4				
Top Speed [km/h]	61.6	61.6	59.2	59.2	56.8	59.6	63.2	64.5	63.3				
Avg. Dist. to Rail [m]	7.6	1.5	1.6	1.6	1.6	1.5	0.4	2.1	4.7				
Avg. Stride Freq. [Hz]	2.1	2.3	2.2	2.2	2.2	2.2	2.3	2.3	2.3				
Avg. Stride Length [m]	6.4	7.4	7.3	7.1	7.2	7.4	7.5	7.7	7.5				



- [ ] Ranking at each section and finish
- .-.- No data available at this section
- NA No data available



Horse/Jockey Name	Speak Now
Final Rank	8
Fastest Section Time (Section)	0:11.45 (400m)
Top Speed [km/h] (Section)	65.1 (1400m)
Race State	Finished



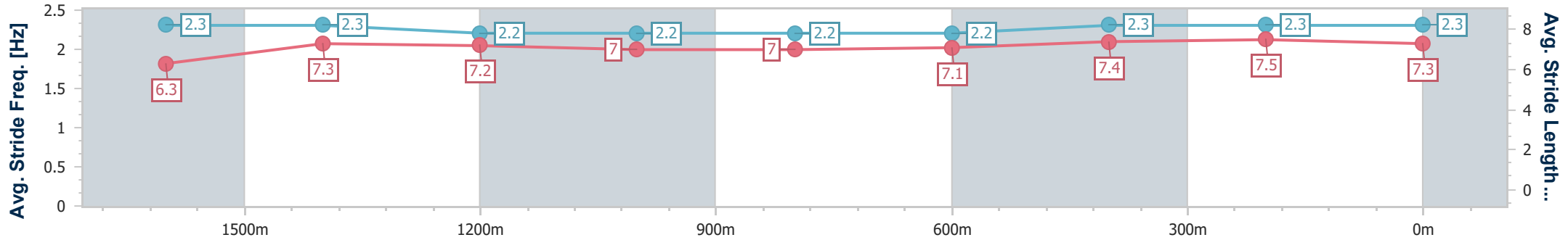
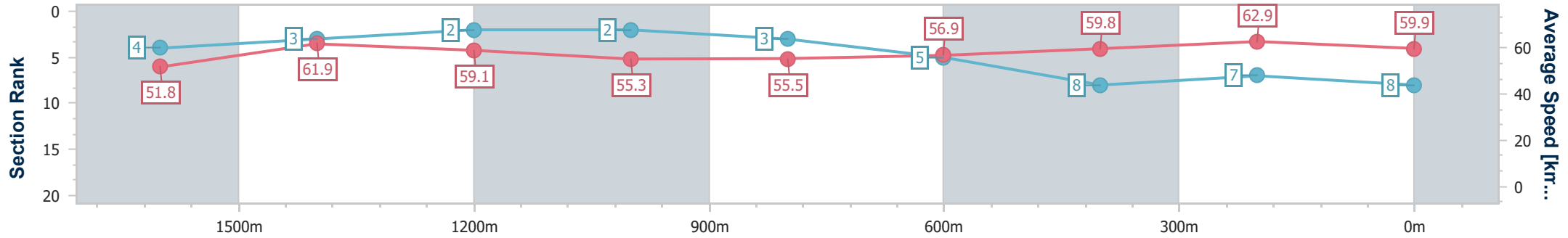
Sunshine Coast QLD Professional  
Race 7: GRINDERS COFFEE BENCHMARK 62 Handicap - 1800m



04 August 2024 - 16:20

Track Rating: Good 4, Weather: Fine, Rail Position: +8m Entire

Section	Overall	1600m	1400m	1200m	1000m	800m	600m	400m	200m
Section Times	1:52.69 [8] (0:14.17)	1:38.52 [4] (0:11.81)	1:26.71 [3] (0:12.26)	1:14.45 [2] (0:13.04)	1:01.41 [2] (0:13.06)	0:48.35 [3] (0:12.82)	0:35.53 [5] (0:12.07)	0:23.46 [8] (0:11.45)	0:12.01 [7] (0:12.01)
Average Speed [km/h]	51.8	61.9	59.1	55.3	55.5	56.9	59.8	62.9	59.9
Top Speed [km/h]	63.7	63.7	65.1	57.2	56.4	59.0	61.5	63.4	62.8
Avg. Dist. to Rail [m]	8.5	5.0	3.4	2.7	2.7	1.7	0.6	2.9	2.8
Avg. Stride Freq. [Hz]	2.3	2.3	2.2	2.2	2.2	2.2	2.3	2.3	2.3
Avg. Stride Length [m]	6.3	7.3	7.2	7.0	7.0	7.1	7.4	7.5	7.3



- [ ] Ranking at each section and finish
- .-.- No data available at this section
- NA No data available



Horse/Jockey Name	Matsuyama
Final Rank	9
Fastest Section Time (Section)	0:11.59 (1600m)
Top Speed [km/h] (Section)	64.0 (Overall)
Race State	Finished



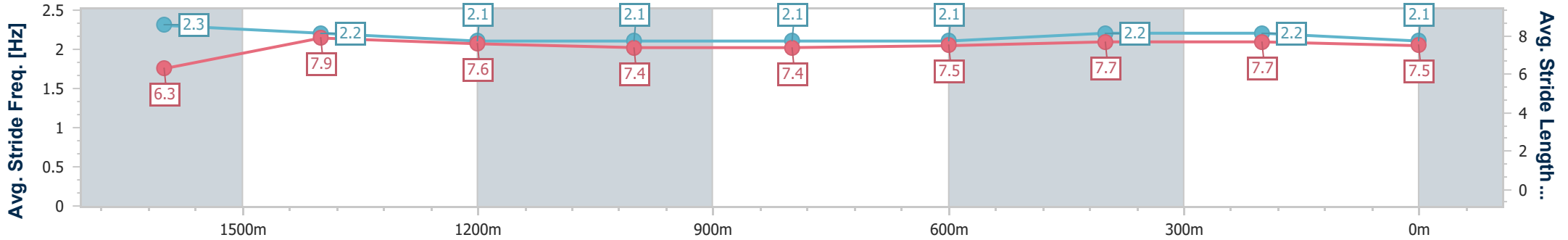
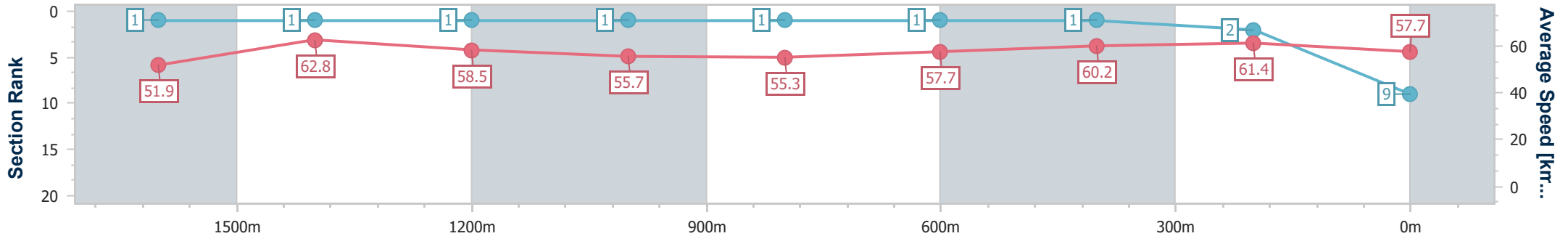
Sunshine Coast QLD Professional  
Race 7: GRINDERS COFFEE BENCHMARK 62 Handicap - 1800m



04 August 2024 - 16:20

Track Rating: Good 4, Weather: Fine, Rail Position: +8m Entire

Section	Overall	1600m	1400m	1200m	1000m	800m	600m	400m	200m				
Section Times	1:52.71 [9] (0:14.02)	1:38.69 [1] (0:11.59)	1:27.10 [1] (0:12.37)	1:14.73 [1] (0:12.94)	1:01.79 [1] (0:13.10)	0:48.69 [1] (0:12.56)	0:36.13 [1] (0:11.95)	0:24.18 [1] (0:11.72)	0:12.46 [2] (0:12.46)				
Average Speed [km/h]	51.9	62.8	58.5	55.7	55.3	57.7	60.2	61.4	57.7				
Top Speed [km/h]	64.0	63.9	60.8	57.5	55.9	59.1	61.5	62.4	60.1				
Avg. Dist. to Rail [m]	5.7	3.3	2.2	1.8	1.8	1.2	0.3	0.2	0.4				
Avg. Stride Freq. [Hz]	2.3	2.2	2.1	2.1	2.1	2.1	2.2	2.2	2.1				
Avg. Stride Length [m]	6.3	7.9	7.6	7.4	7.4	7.5	7.7	7.7	7.5				



- [ ] Ranking at each section and finish
- .-.- No data available at this section
- NA No data available



Horse/Jockey Name	Around The Buoy
Final Rank	10
Fastest Section Time (Section)	0:11.22 (400m)
Top Speed [km/h] (Section)	64.7 (400m)
Race State	Finished



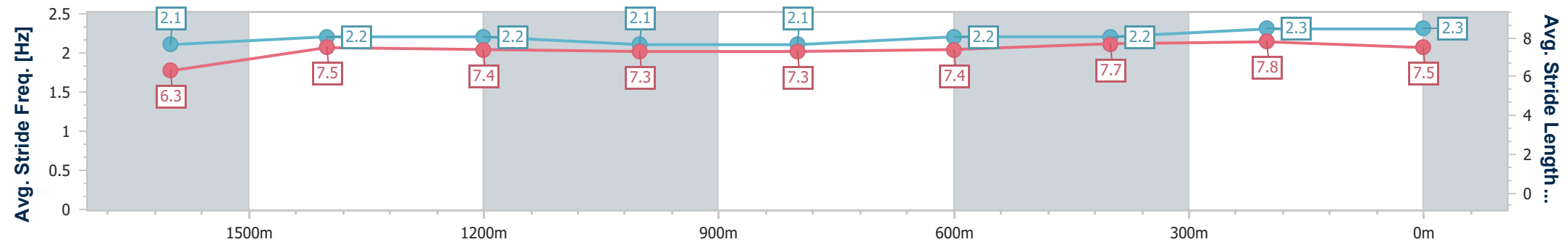
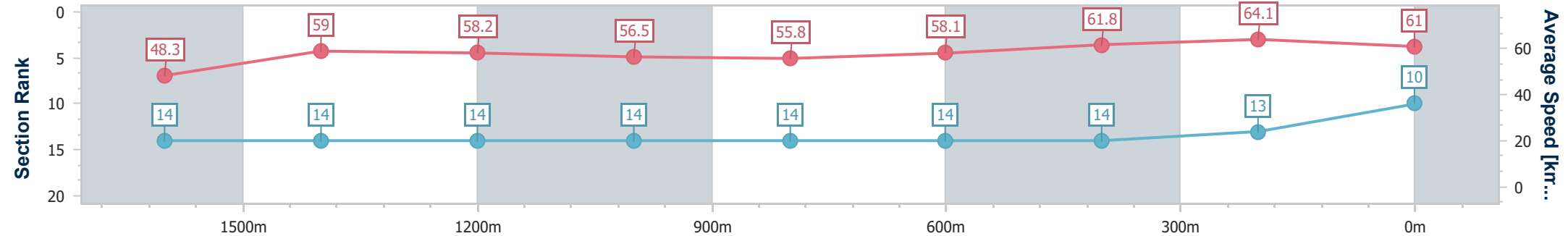
Sunshine Coast QLD Professional  
Race 7: GRINDERS COFFEE BENCHMARK 62 Handicap - 1800m



04 August 2024 - 16:20

Track Rating: Good 4, Weather: Fine, Rail Position: +8m Entire

Section	Overall	1600m	1400m	1200m	1000m	800m	600m	400m	200m				
Section Times	1:52.82 [10] (0:15.09)	1:37.73 [14] (0:12.34)	1:25.39 [14] (0:12.39)	1:13.00 [14] (0:12.76)	1:00.24 [14] (0:12.99)	0:47.25 [14] (0:12.46)	0:34.79 [14] (0:11.76)	0:23.03 [14] (0:11.22)	0:11.81 [13] (0:11.81)				
Average Speed [km/h]	48.3	59.0	58.2	56.5	55.8	58.1	61.8	64.1	61.0				
Top Speed [km/h]	60.4	60.8	59.7	59.2	58.6	59.4	63.5	64.7	63.4				
Avg. Dist. to Rail [m]	8.5	2.8	1.8	1.7	1.6	1.4	1.3	3.7	5.8				
Avg. Stride Freq. [Hz]	2.1	2.2	2.2	2.1	2.1	2.2	2.2	2.3	2.3				
Avg. Stride Length [m]	6.3	7.5	7.4	7.3	7.3	7.4	7.7	7.8	7.5				



- [ ] Ranking at each section and finish
- .-.- No data available at this section
- NA No data available



Horse/Jockey Name	Taupo Tiger
Final Rank	11
Fastest Section Time (Section)	0:11.77 (400m)
Top Speed [km/h] (Section)	62.7 (400m)
Race State	Finished



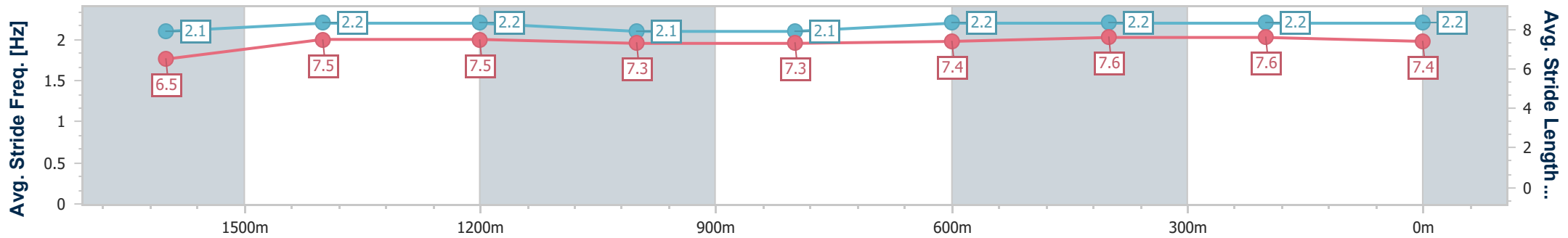
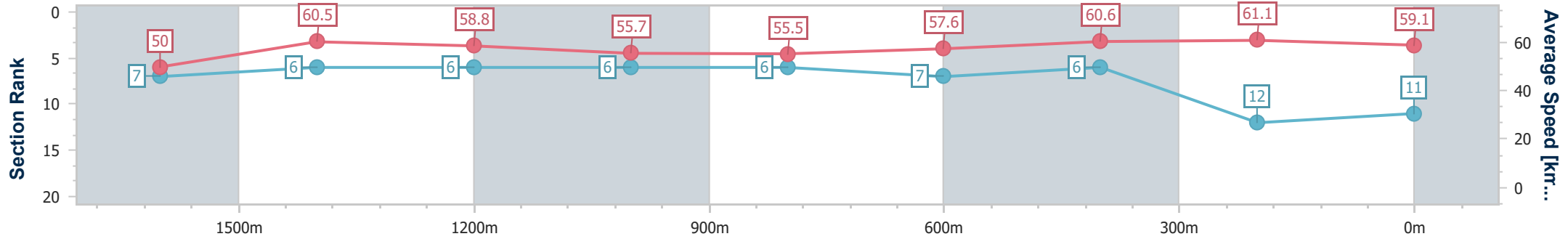
Sunshine Coast QLD Professional  
Race 7: GRINDERS COFFEE BENCHMARK 62 Handicap - 1800m



04 August 2024 - 16:20

Track Rating: Good 4, Weather: Fine, Rail Position: +8m Entire

Section	Overall	1600m	1400m	1200m	1000m	800m	600m	400m	200m			
Section Times	1:53.12 [11] (0:14.37)	1:38.75 [7] (0:12.00)	1:26.75 [6] (0:12.28)	1:14.47 [6] (0:12.93)	1:01.54 [6] (0:13.05)	0:48.49 [6] (0:12.62)	0:35.87 [7] (0:11.90)	0:23.97 [6] (0:11.77)	0:12.20 [12] (0:12.20)			
Average Speed [km/h]	50.0	60.5	58.8	55.7	55.5	57.6	60.6	61.1	59.1			
Top Speed [km/h]	60.5	61.2	59.9	57.8	56.9	59.2	62.0	62.7	60.7			
Avg. Dist. to Rail [m]	1.4	1.8	1.9	1.7	1.7	1.1	0.3	0.6	2.6			
Avg. Stride Freq. [Hz]	2.1	2.2	2.2	2.1	2.1	2.2	2.2	2.2	2.2			
Avg. Stride Length [m]	6.5	7.5	7.5	7.3	7.3	7.4	7.6	7.6	7.4			



- [ ] Ranking at each section and finish
- .-.- No data available at this section
- NA No data available



Horse/Jockey Name	Says Who
Final Rank	12
Fastest Section Time (Section)	0:11.43 (400m)
Top Speed [km/h] (Section)	63.5 (400m)
Race State	Finished



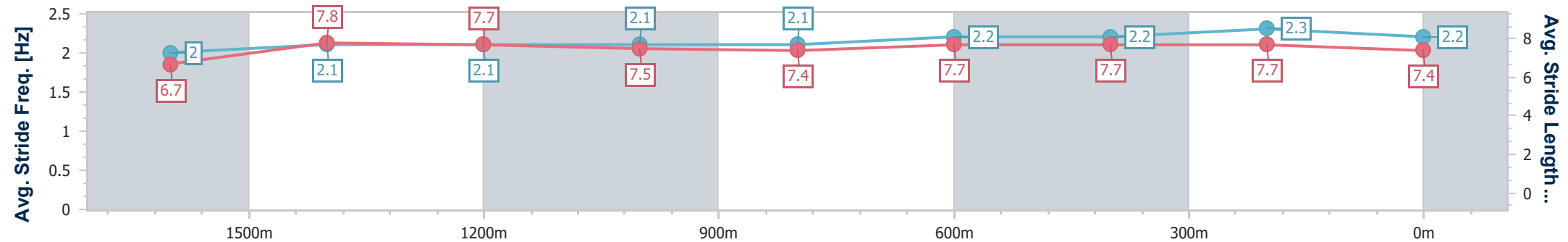
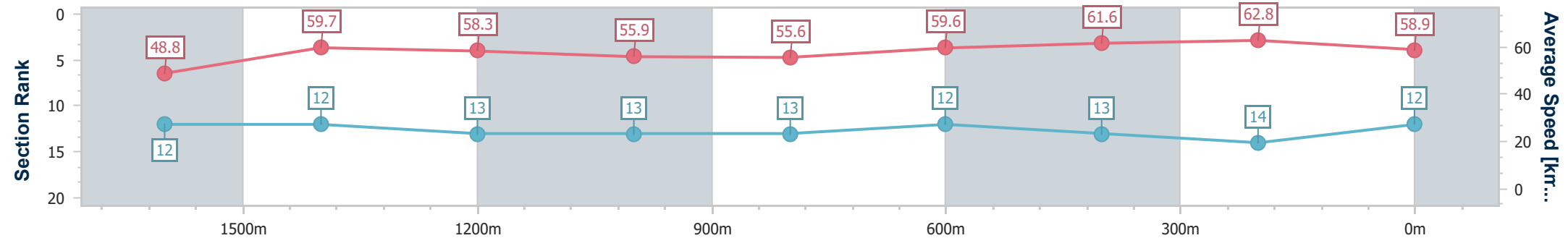
Sunshine Coast QLD Professional  
Race 7: GRINDERS COFFEE BENCHMARK 62 Handicap - 1800m



04 August 2024 - 16:20

Track Rating: Good 4, Weather: Fine, Rail Position: +8m Entire

Section	Overall	1600m	1400m	1200m	1000m	800m	600m	400m	200m				
Section Times	1:53.29 [12] (0:14.89)	1:38.40 [12] (0:12.19)	1:26.21 [12] (0:12.45)	1:13.76 [13] (0:12.90)	1:00.86 [13] (0:13.05)	0:47.81 [13] (0:12.24)	0:35.57 [12] (0:11.89)	0:23.68 [13] (0:11.43)	0:12.25 [14] (0:12.25)				
Average Speed [km/h]	48.8	59.7	58.3	55.9	55.6	59.6	61.6	62.8	58.9				
Top Speed [km/h]	60.5	60.5	60.5	58.5	59.6	60.6	62.8	63.5	62.1				
Avg. Dist. to Rail [m]	7.3	3.5	3.0	3.2	2.9	2.3	2.6	6.5	7.0				
Avg. Stride Freq. [Hz]	2.0	2.1	2.1	2.1	2.1	2.2	2.2	2.3	2.2				
Avg. Stride Length [m]	6.7	7.8	7.7	7.5	7.4	7.7	7.7	7.7	7.4				



- [ ] Ranking at each section and finish
- .-.- No data available at this section
- NA No data available





Horse/Jockey Name	Pintura Rosa
Final Rank	13
Fastest Section Time (Section)	0:11.85 (400m)
Top Speed [km/h] (Section)	64.0 (Overall)
Race State	Finished



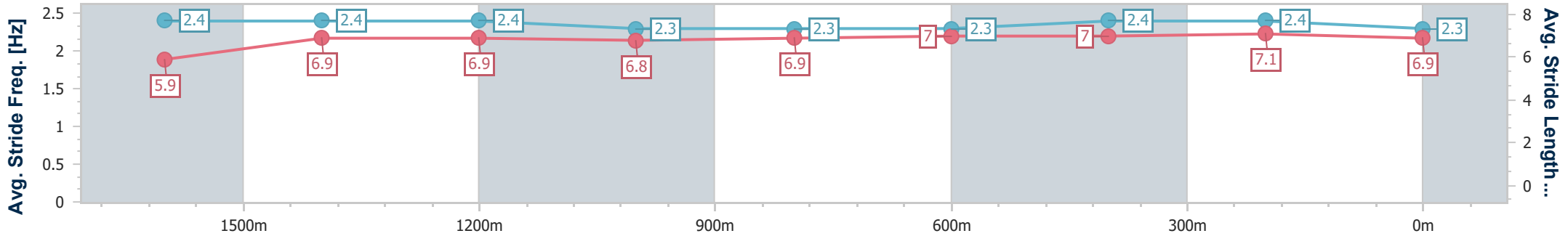
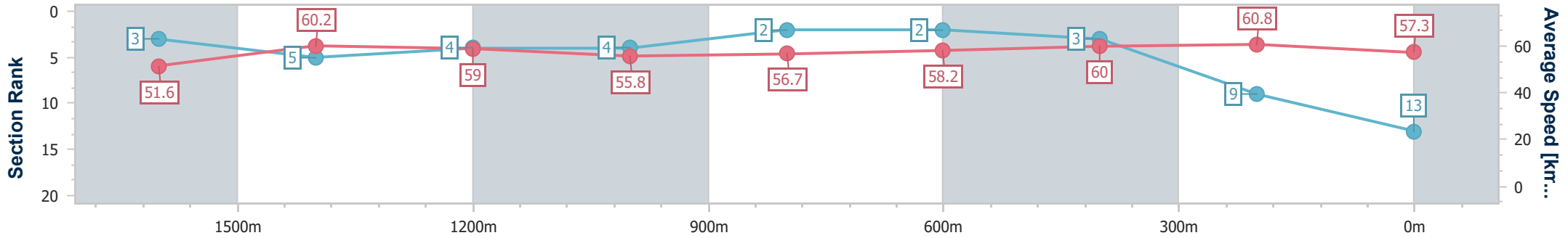
Sunshine Coast QLD Professional  
Race 7: GRINDERS COFFEE BENCHMARK 62 Handicap - 1800m



04 August 2024 - 16:20

Track Rating: Good 4, Weather: Fine, Rail Position: +8m Entire

Section	Overall	1600m	1400m	1200m	1000m	800m	600m	400m	200m
Section Times	1:53.33 [13] (0:14.09)	1:39.24 [3] (0:12.13)	1:27.11 [5] (0:12.28)	1:14.83 [4] (0:12.95)	1:01.88 [4] (0:12.82)	0:49.06 [2] (0:12.60)	0:36.46 [2] (0:12.03)	0:24.43 [3] (0:11.85)	0:12.58 [9] (0:12.58)
Average Speed [km/h]	51.6	60.2	59.0	55.8	56.7	58.2	60.0	60.8	57.3
Top Speed [km/h]	64.0	61.1	61.3	57.0	57.6	58.6	61.5	61.8	59.4
Avg. Dist. to Rail [m]	5.5	3.7	3.3	3.6	3.6	2.7	0.9	1.1	1.3
Avg. Stride Freq. [Hz]	2.4	2.4	2.4	2.3	2.3	2.3	2.4	2.4	2.3
Avg. Stride Length [m]	5.9	6.9	6.9	6.8	6.9	7.0	7.0	7.1	6.9



- [ ] Ranking at each section and finish
- .-.- No data available at this section
- NA No data available



Horse/Jockey Name	Confusion
Final Rank	14
Fastest Section Time (Section)	0:11.87 (1600m)
Top Speed [km/h] (Section)	62.9 (Overall)
Race State	Finished



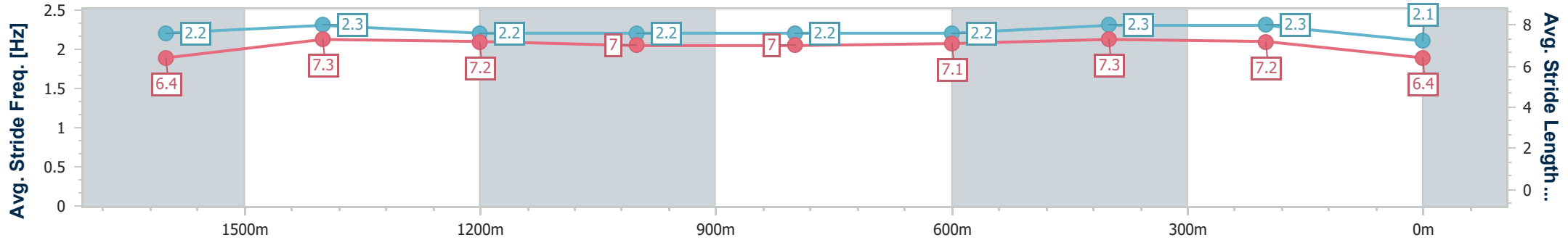
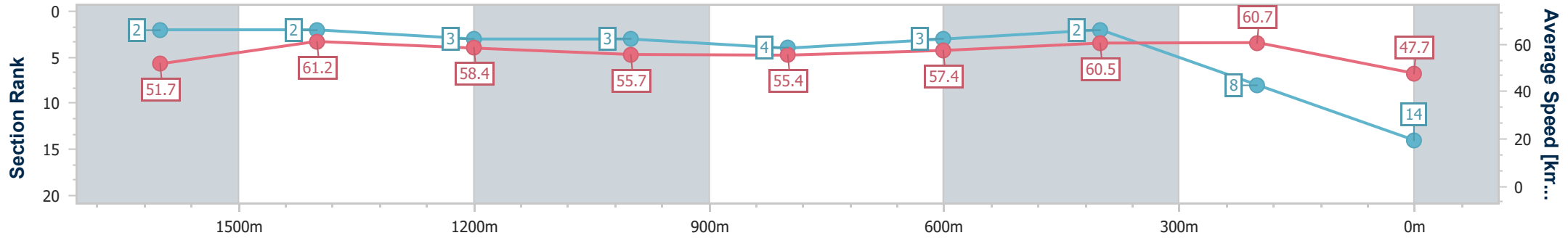
Sunshine Coast QLD Professional  
Race 7: GRINDERS COFFEE BENCHMARK 62 Handicap - 1800m



04 August 2024 - 16:20

Track Rating: Good 4, Weather: Fine, Rail Position: +8m Entire

Section	Overall	1600m	1400m	1200m	1000m	800m	600m	400m	200m
Section Times	1:55.82 [14] (0:14.07)	1:41.75 [2] (0:11.87)	1:29.88 [2] (0:12.37)	1:17.51 [3] (0:12.98)	1:04.53 [3] (0:13.06)	0:51.47 [4] (0:12.62)	0:38.85 [3] (0:11.88)	0:26.97 [2] (0:11.87)	0:15.10 [8] (0:15.10)
Average Speed [km/h]	51.7	61.2	58.4	55.7	55.4	57.4	60.5	60.7	47.7
Top Speed [km/h]	62.9	62.2	61.5	57.0	56.3	59.7	61.7	62.3	57.5
Avg. Dist. to Rail [m]	3.7	3.0	2.2	1.7	1.8	1.2	0.2	0.2	0.3
Avg. Stride Freq. [Hz]	2.2	2.3	2.2	2.2	2.2	2.2	2.3	2.3	2.1
Avg. Stride Length [m]	6.4	7.3	7.2	7.0	7.0	7.1	7.3	7.2	6.4



- [ ] Ranking at each section and finish
- .-.- No data available at this section
- NA No data available