



Doomben QLD Professional
Race 1: HENDRA STATE SCHOOL 160TH ANNIVERSARY QTIS Three-Year-Old Maiden Plate - 1350m
07 August 2024 - 12:34



Track Rating: Soft 5, Weather: Overcast, Rail Position: +7m Entire

Section											Last 600m					
Field Times											0:36.30					
	Overall	1200m	1000m	800m	600m	400m										
	1:20.84 (0:10.88)	1:09.96 (0:10.49)	0:59.47 (0:11.18)	0:48.29 (0:11.99)	0:36.30 (0:12.44)	0:23.86 (0:11.79)										
Rank	TAB	Horse/Jockey	Barrier	Top Speed [km/h]	Fastest Section											Distance Travelled [m]
1	14	TESSATORI Melea Castle	13	68.8 1200m	0:10.63 1200m	1:20.84 [1] (0:10.92)	1:09.92 [2] (0:10.63)	0:59.29 [3] (0:11.08)	0:48.21 [3] (0:12.20)	0:36.01 [3] (0:12.32)	0:23.69 [2] (0:11.62)	0:36.01				
2	4	FRATIANNO Ryan Maloney	8	66.9 1000m	0:11.05 1200m	1:20.99 [2] (0:11.41)	1:09.58 [8] (0:11.05)	0:58.53 [8] (0:11.08)	0:47.45 [8] (0:11.82)	0:35.63 [7] (0:12.27)	0:23.36 [7] (0:11.41)	0:35.63	-3			
3	7	THE DARK SIDE Justin Stanley	5	66.7 1000m	0:11.13 1200m	1:21.50 [3] (0:11.62)	1:09.88 [9] (0:11.13)	0:58.75 [10] (0:11.16)	0:47.59 [9] (0:11.61)	0:35.98 [8] (0:12.20)	0:23.78 [8] (0:11.62)	0:35.98	-5			
4	5	PRIDE OF SAVABELLA Georgina Cartwright	6	69.4 1200m	0:10.56 1200m	1:21.50 [4] (0:11.01)	1:10.49 [4] (0:10.56)	0:59.93 [4] (0:11.18)	0:48.75 [4] (0:12.13)	0:36.62 [4] (0:12.35)	0:24.27 [4] (0:11.95)	0:36.62	-7			
5	6	SAMURAI WAND Samantha Collett	15	69.6 1200m	0:10.49 1200m	1:22.31 [5] (0:10.88)	1:11.43 [1] (0:10.49)	1:00.94 [1] (0:11.19)	0:49.75 [2] (0:11.98)	0:37.77 [1] (0:12.44)	0:25.33 [1] (0:12.17)	0:37.77	-7			
6	15	UMABETT Kyle Wilson-Taylor	3	68.5 1200m	0:10.65 1200m	1:22.32 [6] (0:11.15)	1:11.17 [5] (0:10.65)	1:00.52 [5] (0:11.14)	0:49.38 [5] (0:12.20)	0:37.18 [5] (0:12.45)	0:24.73 [6] (0:11.80)	0:37.18	-1			
7	13	LADY BOSSA NOVA Kenji Yoshida	1	67.6 1200m	0:10.71 1200m	1:22.40 [7] (0:11.18)	1:11.22 [6] (0:10.71)	1:00.51 [6] (0:11.15)	0:49.36 [6] (0:12.10)	0:37.26 [6] (0:12.39)	0:24.87 [5] (0:12.20)	0:37.26	-3			
8	2	ENTERPRISE VALOUR Cody Collis	7	67.1 1200m	0:10.96 1200m	1:22.56 [8] (0:11.30)	1:11.26 [7] (0:10.96)	1:00.30 [7] (0:11.26)	0:49.04 [7] (0:12.04)	0:37.00 [9] (0:12.41)	0:24.59 [9] (0:11.93)	0:37.00	-3			
9	10	WHATABOOM Bailey Wheeler	4	67.1 1200m	0:10.95 1200m	1:23.17 [9] (0:11.64)	1:11.53 [10] (0:10.95)	1:00.58 [9] (0:11.37)	0:49.21 [10] (0:11.94)	0:37.27 [10] (0:12.56)	0:24.71 [10] (0:12.13)	0:37.27	-4			
10	3	EXPLOSIVE TYCOON James Orman	14	69.1 1200m	0:10.49 1200m	1:23.36 [10] (0:10.98)	1:12.38 [3] (0:10.49)	1:01.89 [2] (0:11.08)	0:50.81 [1] (0:12.15)	0:38.66 [2] (0:12.48)	0:26.18 [3] (0:12.48)	0:38.66	+0			

Scratched: Unega Wahy'a (#9), Cherry Lips (#12), Alpine Raider (#1), Toro Strike (#8), Aima Sun (#11)

[] Ranking at each section and finish
 -:-:- No data available at this section
 NA No data available

SCN Saddle cloth number
 DNF Did not finish
 DNT Did not track



Doomben QLD Professional
Race 1: HENDRA STATE SCHOOL 160TH ANNIVERSARY QTIS Three-Year-Old Maiden Plate - 1350m
07 August 2024 - 12:34



Track Rating: Soft 5, Weather: Overcast, Rail Position: +7m Entire

Section				200m				Last 600m	
Field Times				0:12.07				0:36.30	
				(0:12.07)					
Rank	TAB Horse/Jockey	Barrier	Top Speed [km/h]	Fastest Section	Margin				Distance Travelled [m]
1	14 TESSATORI Melea Castle	13	68.8 1200m	0:10.63 1200m	0:12.07 [1] (0:12.07)	1:20.84		0:36.01	
2	4 FRATIANNO Ryan Maloney	8	66.9 1000m	0:11.05 1200m	0:11.95 [2] (0:11.95)	0.87L		0:35.63	-3
3	7 THE DARK SIDE Justin Stanley	5	66.7 1000m	0:11.13 1200m	0:12.16 [5] (0:12.16)	3.87L		0:35.98	-5
4	5 PRIDE OF SAVABELLA Georgina Cartwright	6	69.4 1200m	0:10.56 1200m	0:12.32 [4] (0:12.32)	3.88L		0:36.62	-7
5	6 SAMURAI WAND Samantha Collett	15	69.6 1200m	0:10.49 1200m	0:13.16 [3] (0:13.16)	8.64L		0:37.77	-7
6	15 UMABETT Kyle Wilson-Taylor	3	68.5 1200m	0:10.65 1200m	0:12.93 [6] (0:12.93)	8.71L		0:37.18	-1
7	13 LADY BOSSA NOVA Kenji Yoshida	1	67.6 1200m	0:10.71 1200m	0:12.67 [8] (0:12.67)	9.17L		0:37.26	-3
8	2 ENTERPRISE VALOUR Cody Collis	7	67.1 1200m	0:10.96 1200m	0:12.66 [9] (0:12.66)	10.12L		0:37.00	-3
9	10 WHATABOOM Bailey Wheeler	4	67.1 1200m	0:10.95 1200m	0:12.58 [10] (0:12.58)	13.68L		0:37.27	-4
10	3 EXPLOSIVE TYCOON James Orman	14	69.1 1200m	0:10.49 1200m	0:13.70 [7] (0:13.70)	14.83L		0:38.66	+0

Scratched: Unega Wahy'a (#9), Cherry Lips (#12), Alpine Raider (#1), Toro Strike (#8), Aima Sun (#11)

[] Ranking at each section and finish
 -:-:- No data available at this section
 NA No data available

SCN Saddle cloth number
 DNF Did not finish
 DNT Did not track



Horse/Jockey Name	Tessatori
Final Rank	1
Fastest Section Time (Section)	0:10.63 (1200m)
Top Speed [km/h] (Section)	68.8 (1200m)
Race State	Finished



Doomben QLD Professional
Race 1: HENDRA STATE SCHOOL 160TH ANNIVERSARY QTIS
Three-Year-Old Maiden Plate - 1350m

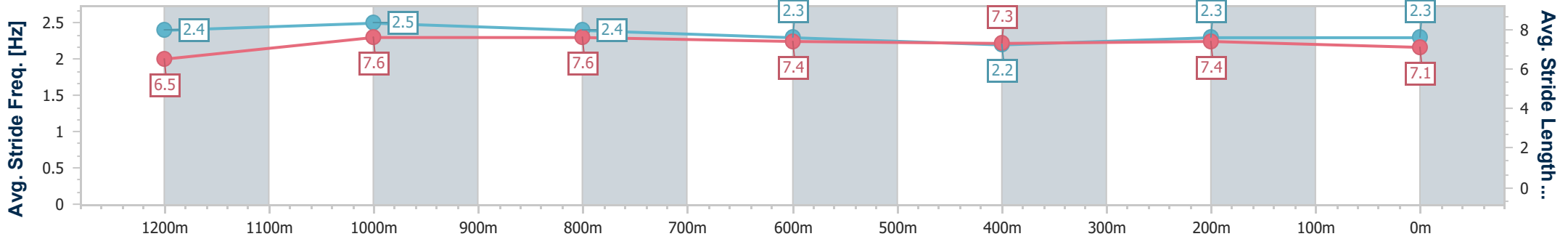
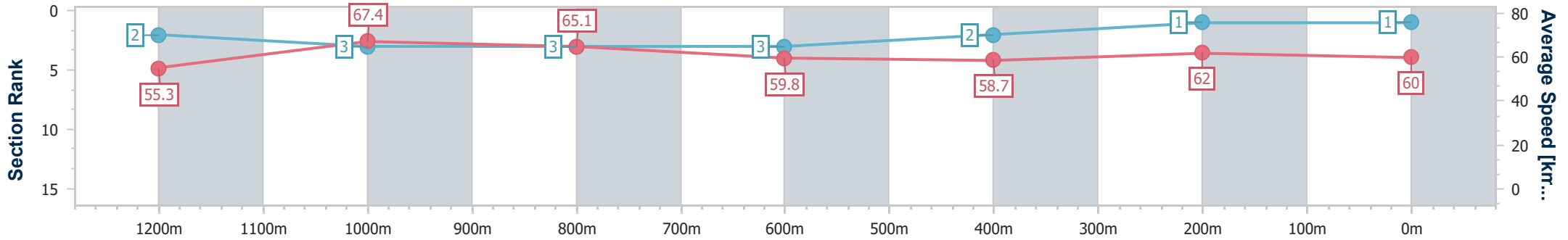


BRISBANE
 RACING CLUB

07 August 2024 - 12:34

Track Rating: Soft 5, Weather: Overcast, Rail Position: +7m Entire

Section	Overall	1200m	1000m	800m	600m	400m	200m
Section Times	1:20.84 [1] (0:10.92)	1:09.92 [2] (0:10.63)	0:59.29 [3] (0:11.08)	0:48.21 [3] (0:12.20)	0:36.01 [3] (0:12.32)	0:23.69 [2] (0:11.62)	0:12.07 [1] (0:12.07)
Average Speed [km/h]	55.3	67.4	65.1	59.8	58.7	62.0	60.0
Top Speed [km/h]	55.5	68.8	68.6	66.0	60.2	63.0	63.1
Avg. Dist. to Rail [m]	8.4	3.0	1.2	1.5	0.8	1.0	1.4
Avg. Stride Freq. [Hz]	2.4	2.5	2.4	2.3	2.2	2.3	2.3
Avg. Stride Length [m]	6.5	7.6	7.6	7.4	7.3	7.4	7.1



- [] Ranking at each section and finish
- .-.- No data available at this section
- NA No data available



Horse/Jockey Name	Fratianno
Final Rank	2
Fastest Section Time (Section)	0:11.05 (1200m)
Top Speed [km/h] (Section)	66.9 (1000m)
Race State	Finished



Doomben QLD Professional
Race 1: HENDRA STATE SCHOOL 160TH ANNIVERSARY QTIS
Three-Year-Old Maiden Plate - 1350m

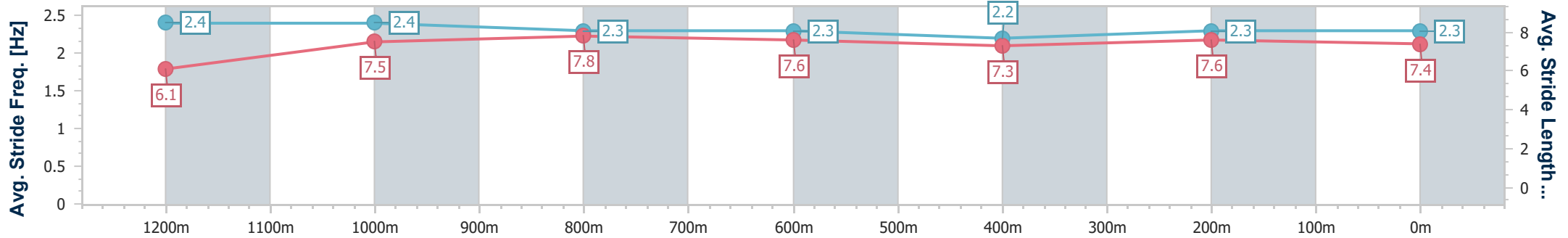
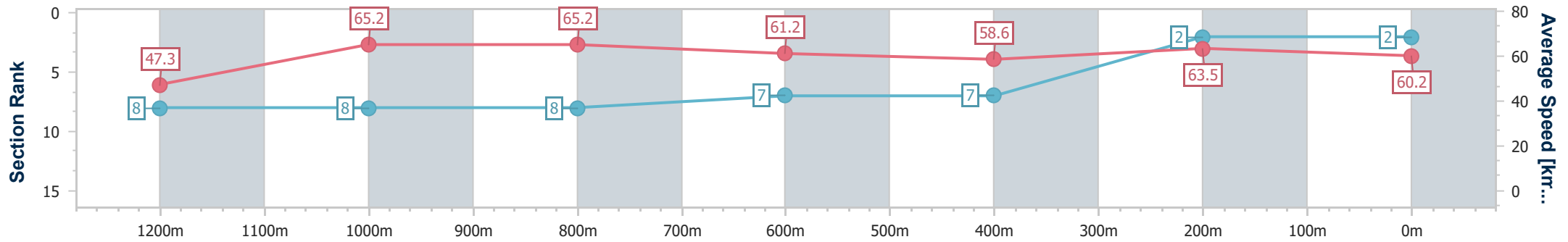


07 August 2024 - 12:34

BRISBANE
RACING CLUB

Track Rating: Soft 5, Weather: Overcast, Rail Position: +7m Entire

Section	Overall	1200m	1000m	800m	600m	400m	200m
Section Times	1:20.99 [2] (0:11.41)	1:09.58 [8] (0:11.05)	0:58.53 [8] (0:11.08)	0:47.45 [8] (0:11.82)	0:35.63 [7] (0:12.27)	0:23.36 [7] (0:11.41)	0:11.95 [2] (0:11.95)
Average Speed [km/h]	47.3	65.2	65.2	61.2	58.6	63.5	60.2
Top Speed [km/h]	61.6	66.9	66.9	65.0	62.5	64.8	63.0
Avg. Dist. to Rail [m]	6.6	1.7	0.3	1.1	0.4	2.5	4.3
Avg. Stride Freq. [Hz]	2.4	2.4	2.3	2.3	2.2	2.3	2.3
Avg. Stride Length [m]	6.1	7.5	7.8	7.6	7.3	7.6	7.4



- [] Ranking at each section and finish
- .-.- No data available at this section
- NA No data available



Horse/Jockey Name	The Dark Side
Final Rank	3
Fastest Section Time (Section)	0:11.13 (1200m)
Top Speed [km/h] (Section)	66.7 (1000m)
Race State	Finished



Doomben QLD Professional
Race 1: HENDRA STATE SCHOOL 160TH ANNIVERSARY QTIS
Three-Year-Old Maiden Plate - 1350m

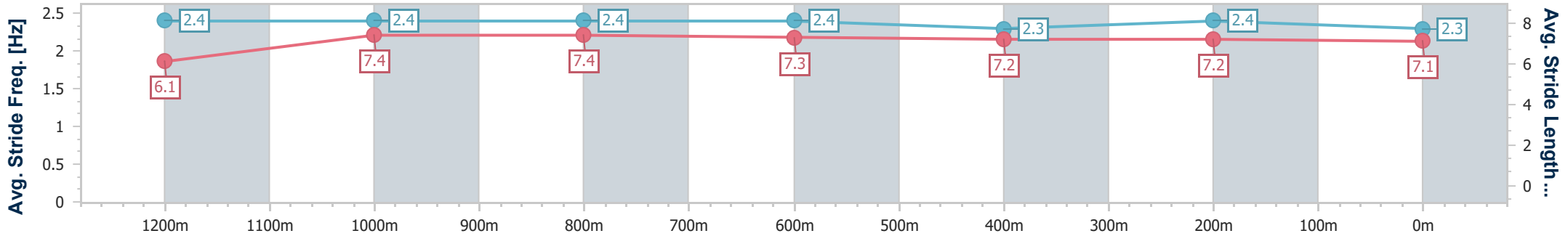
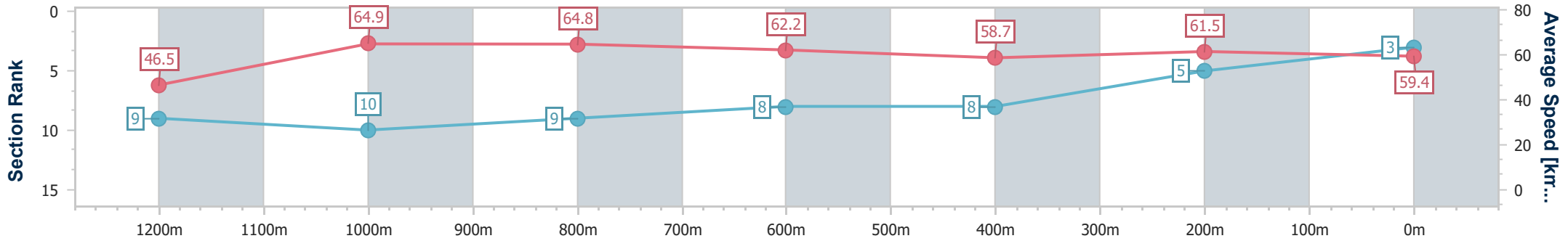


BRISBANE
 RACING CLUB

07 August 2024 - 12:34

Track Rating: Soft 5, Weather: Overcast, Rail Position: +7m Entire

Section	Overall	1200m	1000m	800m	600m	400m	200m
Section Times	1:21.50 [3] (0:11.62)	1:09.88 [9] (0:11.13)	0:58.75 [10] (0:11.16)	0:47.59 [9] (0:11.61)	0:35.98 [8] (0:12.20)	0:23.78 [8] (0:11.62)	0:12.16 [5] (0:12.16)
Average Speed [km/h]	46.5	64.9	64.8	62.2	58.7	61.5	59.4
Top Speed [km/h]	63.7	65.9	66.7	63.8	60.2	62.9	61.3
Avg. Dist. to Rail [m]	4.9	1.3	2.0	0.7	1.1	1.4	2.0
Avg. Stride Freq. [Hz]	2.4	2.4	2.4	2.4	2.3	2.4	2.3
Avg. Stride Length [m]	6.1	7.4	7.4	7.3	7.2	7.2	7.1



- [] Ranking at each section and finish
- .-.- No data available at this section
- NA No data available



Horse/Jockey Name	Pride Of Savabella
Final Rank	4
Fastest Section Time (Section)	0:10.56 (1200m)
Top Speed [km/h] (Section)	69.4 (1200m)
Race State	Finished



Doomben QLD Professional
Race 1: HENDRA STATE SCHOOL 160TH ANNIVERSARY QTIS
Three-Year-Old Maiden Plate - 1350m

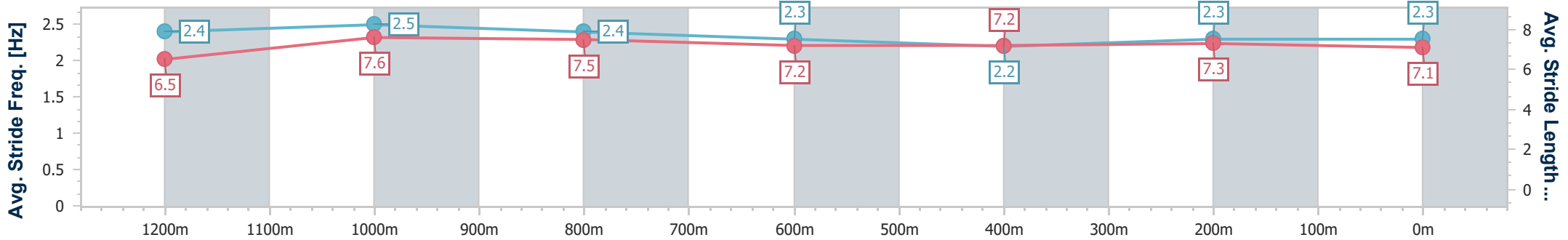
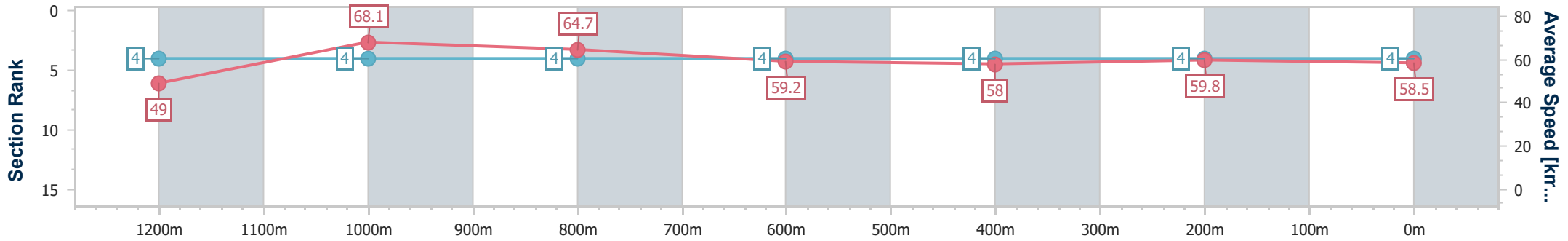


07 August 2024 - 12:34

BRISBANE
RACING CLUB

Track Rating: Soft 5, Weather: Overcast, Rail Position: +7m Entire

Section	Overall	1200m	1000m	800m	600m	400m	200m
Section Times	1:21.50 [4] (0:11.01)	1:10.49 [4] (0:10.56)	0:59.93 [4] (0:11.18)	0:48.75 [4] (0:12.13)	0:36.62 [4] (0:12.35)	0:24.27 [4] (0:11.95)	0:12.32 [4] (0:12.32)
Average Speed [km/h]	49.0	68.1	64.7	59.2	58.0	59.8	58.5
Top Speed [km/h]	67.6	69.4	67.3	60.1	59.7	61.3	60.4
Avg. Dist. to Rail [m]	4.3	1.5	0.8	0.3	1.5	0.8	0.7
Avg. Stride Freq. [Hz]	2.4	2.5	2.4	2.3	2.2	2.3	2.3
Avg. Stride Length [m]	6.5	7.6	7.5	7.2	7.2	7.3	7.1



- [] Ranking at each section and finish
- .-.- No data available at this section
- NA No data available



Horse/Jockey Name	Samurai Wand
Final Rank	5
Fastest Section Time (Section)	0:10.49 (1200m)
Top Speed [km/h] (Section)	69.6 (1200m)
Race State	Finished



Doomben QLD Professional
Race 1: HENDRA STATE SCHOOL 160TH ANNIVERSARY QTIS
Three-Year-Old Maiden Plate - 1350m

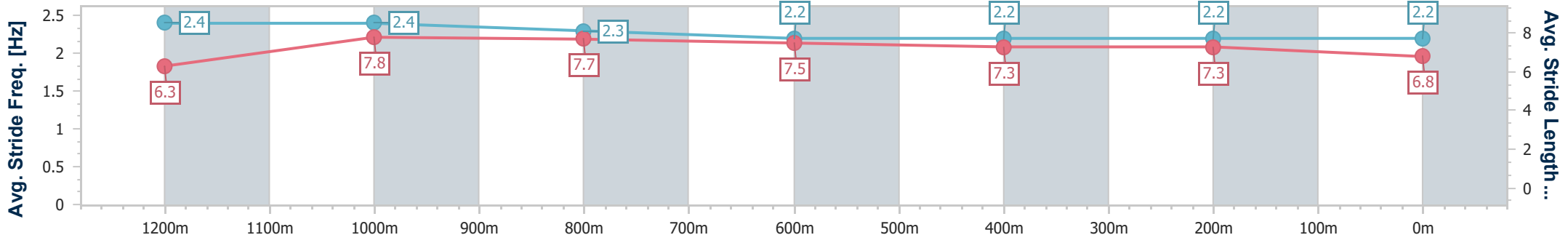
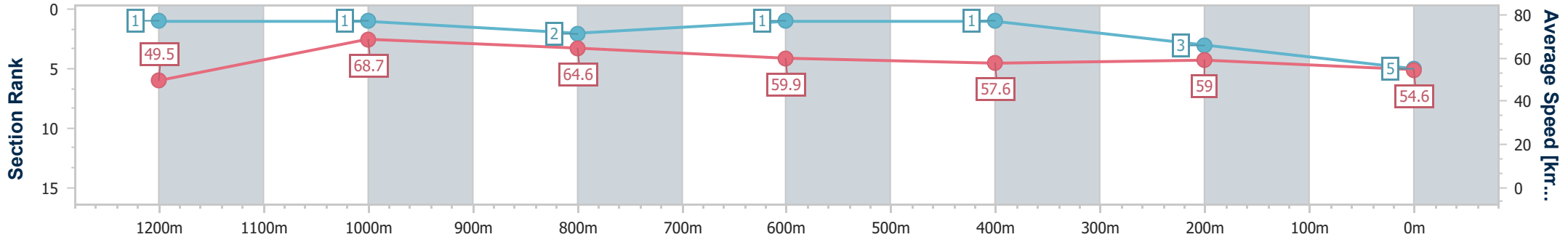
07 August 2024 - 12:34

Track Rating: Soft 5, Weather: Overcast, Rail Position: +7m Entire



BRISBANE
RACING CLUB

Section	Overall	1200m	1000m	800m	600m	400m	200m
Section Times	1:22.31 [5] (0:10.88)	1:11.43 [1] (0:10.49)	1:00.94 [1] (0:11.19)	0:49.75 [2] (0:11.98)	0:37.77 [1] (0:12.44)	0:25.33 [1] (0:12.17)	0:13.16 [3] (0:13.16)
Average Speed [km/h]	49.5	68.7	64.6	59.9	57.6	59.0	54.6
Top Speed [km/h]	68.3	69.6	69.0	61.1	58.3	59.9	57.9
Avg. Dist. to Rail [m]	10.3	7.3	2.4	0.2	1.0	1.2	0.5
Avg. Stride Freq. [Hz]	2.4	2.4	2.3	2.2	2.2	2.2	2.2
Avg. Stride Length [m]	6.3	7.8	7.7	7.5	7.3	7.3	6.8



- [] Ranking at each section and finish
- .-.- No data available at this section
- NA No data available



Horse/Jockey Name	Umabett
Final Rank	6
Fastest Section Time (Section)	0:10.65 (1200m)
Top Speed [km/h] (Section)	68.5 (1200m)
Race State	Finished



Doomben QLD Professional
Race 1: HENDRA STATE SCHOOL 160TH ANNIVERSARY QTIS
Three-Year-Old Maiden Plate - 1350m

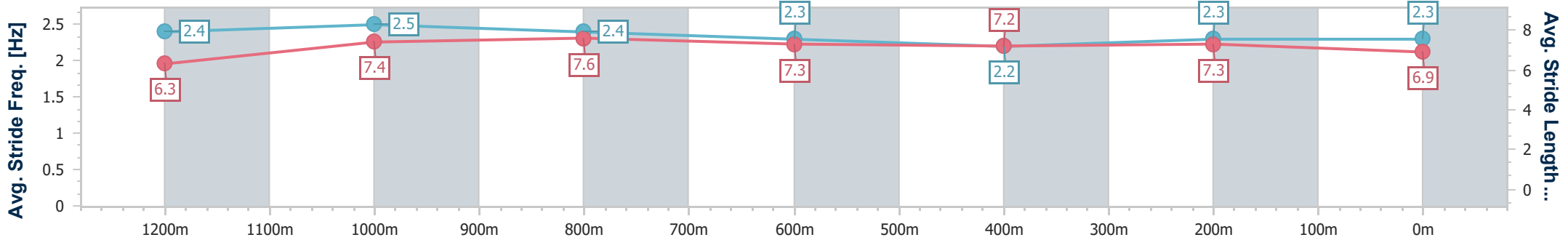
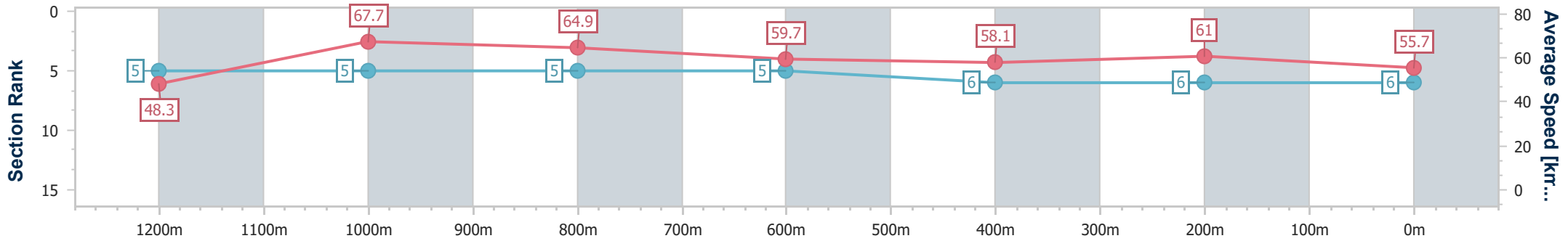


BRISBANE
 RACING CLUB

07 August 2024 - 12:34

Track Rating: Soft 5, Weather: Overcast, Rail Position: +7m Entire

Section	Overall	1200m	1000m	800m	600m	400m	200m
Section Times	1:22.32 [6] (0:11.15)	1:11.17 [5] (0:10.65)	1:00.52 [5] (0:11.14)	0:49.38 [5] (0:12.20)	0:37.18 [5] (0:12.45)	0:24.73 [6] (0:11.80)	0:12.93 [6] (0:12.93)
Average Speed [km/h]	48.3	67.7	64.9	59.7	58.1	61.0	55.7
Top Speed [km/h]	67.4	68.5	66.7	62.8	60.4	62.9	58.6
Avg. Dist. to Rail [m]	2.7	0.8	1.0	2.2	1.2	1.1	2.3
Avg. Stride Freq. [Hz]	2.4	2.5	2.4	2.3	2.2	2.3	2.3
Avg. Stride Length [m]	6.3	7.4	7.6	7.3	7.2	7.3	6.9



- [] Ranking at each section and finish
- .-.- No data available at this section
- NA No data available



Horse/Jockey Name	Lady Bossa Nova
Final Rank	7
Fastest Section Time (Section)	0:10.71 (1200m)
Top Speed [km/h] (Section)	67.6 (1200m)
Race State	Finished



Doomben QLD Professional
 Race 1: HENDRA STATE SCHOOL 160TH ANNIVERSARY QTIS
 Three-Year-Old Maiden Plate - 1350m

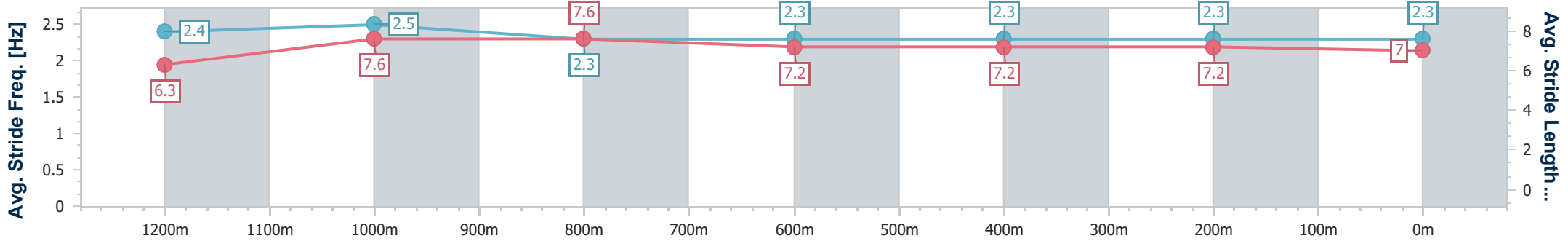
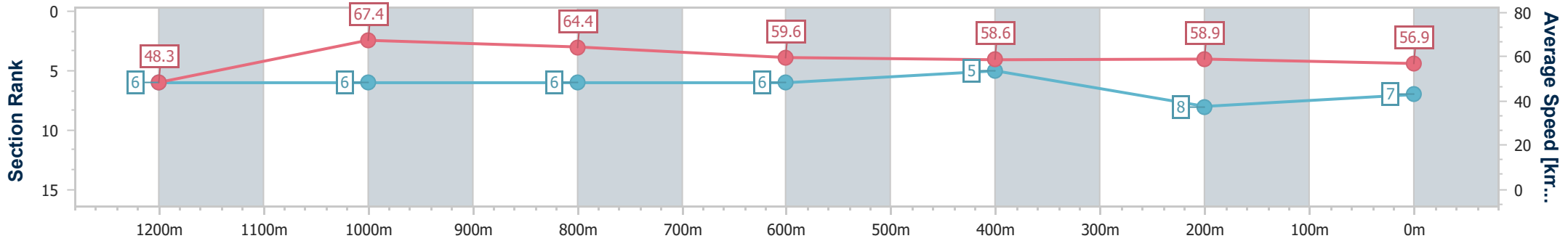


BRISBANE
 RACING CLUB

07 August 2024 - 12:34

Track Rating: Soft 5, Weather: Overcast, Rail Position: +7m Entire

Section	Overall	1200m	1000m	800m	600m	400m	200m
Section Times	1:22.40 [7] (0:11.18)	1:11.22 [6] (0:10.71)	1:00.51 [6] (0:11.15)	0:49.36 [6] (0:12.10)	0:37.26 [6] (0:12.39)	0:24.87 [5] (0:12.20)	0:12.67 [8] (0:12.67)
Average Speed [km/h]	48.3	67.4	64.4	59.6	58.6	58.9	56.9
Top Speed [km/h]	66.4	67.6	67.2	62.3	59.7	60.2	59.8
Avg. Dist. to Rail [m]	1.9	0.7	1.1	0.8	1.1	1.6	3.0
Avg. Stride Freq. [Hz]	2.4	2.5	2.3	2.3	2.3	2.3	2.3
Avg. Stride Length [m]	6.3	7.6	7.6	7.2	7.2	7.2	7.0



- [] Ranking at each section and finish
- .-.- No data available at this section
- NA No data available



Horse/Jockey Name	Enterprise Valour
Final Rank	8
Fastest Section Time (Section)	0:10.96 (1200m)
Top Speed [km/h] (Section)	67.1 (1200m)
Race State	Finished



Doomben QLD Professional
 Race 1: HENDRA STATE SCHOOL 160TH ANNIVERSARY QTIS
 Three-Year-Old Maiden Plate - 1350m

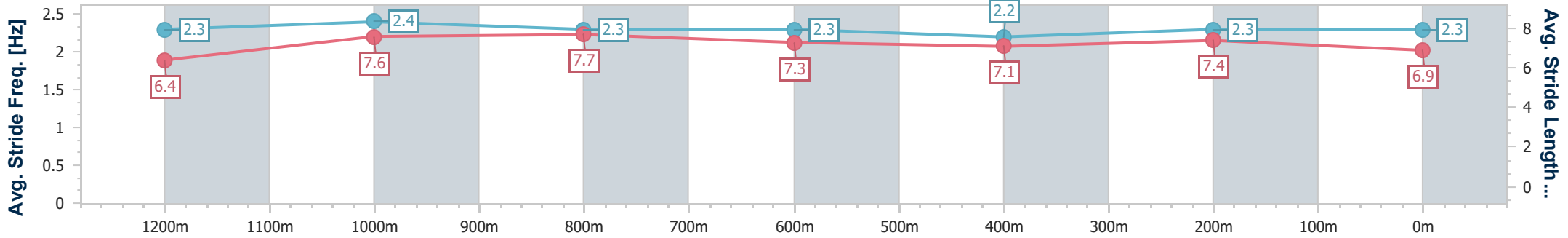
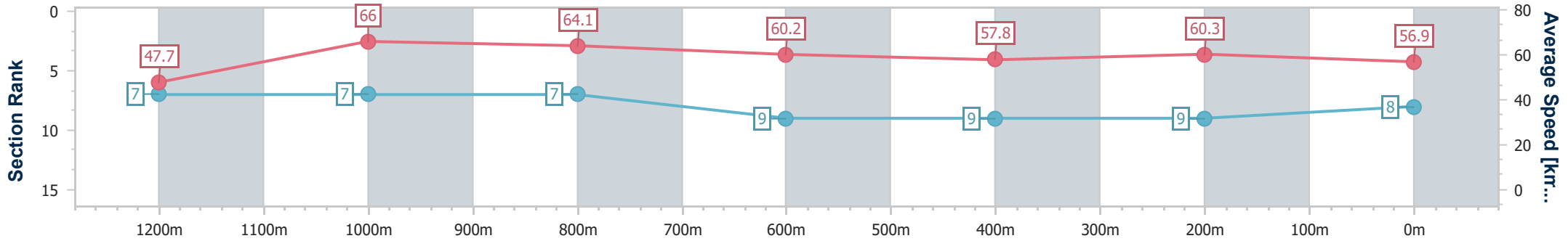
07 August 2024 - 12:34

Track Rating: Soft 5, Weather: Overcast, Rail Position: +7m Entire



BRISBANE
RACING CLUB

Section	Overall	1200m	1000m	800m	600m	400m	200m
Section Times	1:22.56 [8] (0:11.30)	1:11.26 [7] (0:10.96)	1:00.30 [7] (0:11.26)	0:49.04 [7] (0:12.04)	0:37.00 [9] (0:12.41)	0:24.59 [9] (0:11.93)	0:12.66 [9] (0:12.66)
Average Speed [km/h]	47.7	66.0	64.1	60.2	57.8	60.3	56.9
Top Speed [km/h]	64.6	67.1	66.2	64.1	59.7	61.2	58.9
Avg. Dist. to Rail [m]	6.0	2.9	1.9	1.4	0.7	2.1	4.6
Avg. Stride Freq. [Hz]	2.3	2.4	2.3	2.3	2.2	2.3	2.3
Avg. Stride Length [m]	6.4	7.6	7.7	7.3	7.1	7.4	6.9



- [] Ranking at each section and finish
- .-.- No data available at this section
- NA No data available



Horse/Jockey Name	Whataboom
Final Rank	9
Fastest Section Time (Section)	0:10.95 (1200m)
Top Speed [km/h] (Section)	67.1 (1200m)
Race State	Finished



Doomben QLD Professional
Race 1: HENDRA STATE SCHOOL 160TH ANNIVERSARY QTIS
Three-Year-Old Maiden Plate - 1350m

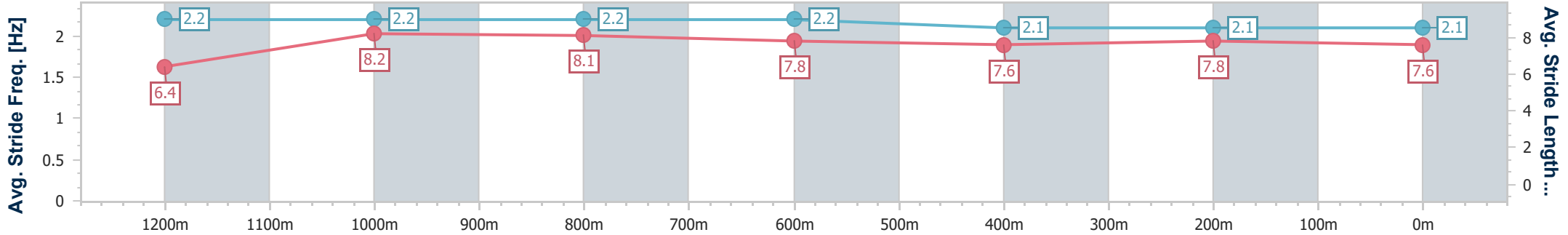
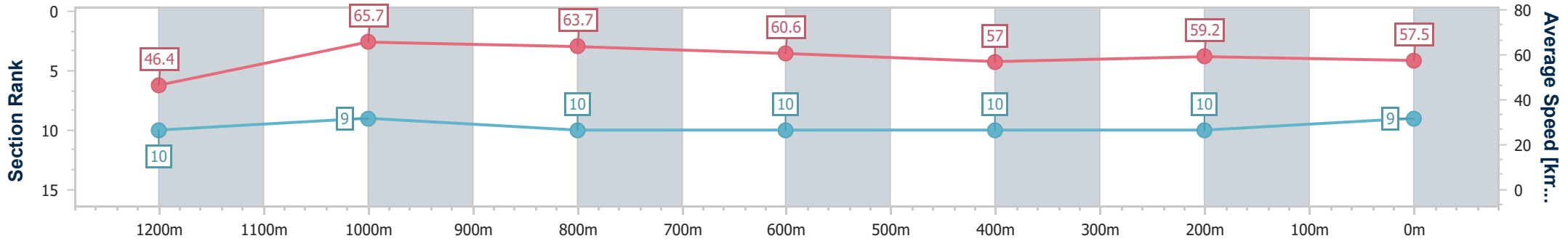
07 August 2024 - 12:34

Track Rating: Soft 5, Weather: Overcast, Rail Position: +7m Entire



BRISBANE
RACING CLUB

Section	Overall	1200m	1000m	800m	600m	400m	200m
Section Times	1:23.17 [9] (0:11.64)	1:11.53 [10] (0:10.95)	1:00.58 [9] (0:11.37)	0:49.21 [10] (0:11.94)	0:37.27 [10] (0:12.56)	0:24.71 [10] (0:12.13)	0:12.58 [10] (0:12.58)
Average Speed [km/h]	46.4	65.7	63.7	60.6	57.0	59.2	57.5
Top Speed [km/h]	65.4	67.1	66.4	62.7	60.4	60.1	59.3
Avg. Dist. to Rail [m]	3.9	0.8	1.1	1.1	0.7	1.0	1.4
Avg. Stride Freq. [Hz]	2.2	2.2	2.2	2.2	2.1	2.1	2.1
Avg. Stride Length [m]	6.4	8.2	8.1	7.8	7.6	7.8	7.6



- [] Ranking at each section and finish
- .-.- No data available at this section
- NA No data available



Horse/Jockey Name	Explosive Tycoon
Final Rank	10
Fastest Section Time (Section)	0:10.49 (1200m)
Top Speed [km/h] (Section)	69.1 (1200m)
Race State	Finished



Doomben QLD Professional
Race 1: HENDRA STATE SCHOOL 160TH ANNIVERSARY QTIS
Three-Year-Old Maiden Plate - 1350m

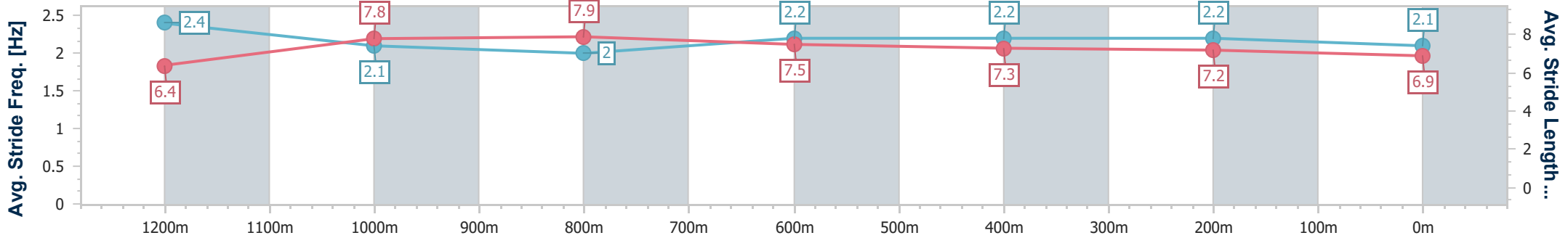
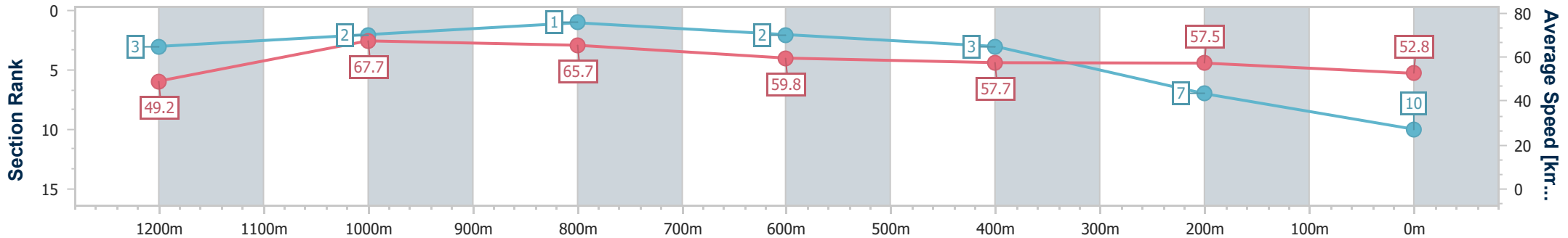


07 August 2024 - 12:34

BRISBANE
RACING CLUB

Track Rating: Soft 5, Weather: Overcast, Rail Position: +7m Entire

Section	Overall	1200m	1000m	800m	600m	400m	200m
Section Times	1:23.36 [10] (0:10.98)	1:12.38 [3] (0:10.49)	1:01.89 [2] (0:11.08)	0:50.81 [1] (0:12.15)	0:38.66 [2] (0:12.48)	0:26.18 [3] (0:12.48)	0:13.70 [7] (0:13.70)
Average Speed [km/h]	49.2	67.7	65.7	59.8	57.7	57.5	52.8
Top Speed [km/h]	68.7	69.1	68.4	62.4	58.6	59.1	56.4
Avg. Dist. to Rail [m]	10.0	5.8	3.6	1.7	0.5	1.0	0.6
Avg. Stride Freq. [Hz]	2.4	2.1	2.0	2.2	2.2	2.2	2.1
Avg. Stride Length [m]	6.4	7.8	7.9	7.5	7.3	7.2	6.9



- [] Ranking at each section and finish
- .-.- No data available at this section
- NA No data available