



# Doomben QLD Professional

## Race 5: THE GIBSON BENCHMARK 65 Handicap - 1640m

07 August 2024 - 14:55



BRISBANE  
RACING CLUB

Track Rating: Soft 5, Weather: Overcast, Rail Position: +7m Entire

Section		Overall	1400m	1200m	1000m	800m	600m	400m	Last 600m				
Field Times		1:39.38 (0:16.04)	1:23.34 (0:11.26)	1:12.08 (0:12.04)	1:00.04 (0:12.38)	0:47.66 (0:11.78)	0:35.88 (0:11.78)	0:24.10 (0:11.63)	0:35.88				
Rank	TAB Horse/Jockey	Barrier	Top Speed [km/h]	Fastest Section									Distance Travelled [m]
1	9 FREE CARRY Emily Lang	11	66.8 Overall	0:11.26 1400m	1:39.38 [1] (0:16.04)	1:23.34 [1] (0:11.26)	1:12.08 [1] (0:12.04)	1:00.04 [1] (0:12.38)	0:47.66 [1] (0:11.78)	0:35.88 [1] (0:11.78)	0:24.10 [1] (0:11.63)	0:35.88	
2	5 TAMBOURINE MAN Melea Castle	7	64.6 1400m	0:11.45 1400m	1:39.50 [2] (0:16.76)	1:22.74 [8] (0:11.45)	1:11.29 [8] (0:11.83)	0:59.46 [7] (0:12.16)	0:47.30 [5] (0:11.67)	0:35.63 [3] (0:11.73)	0:23.90 [3] (0:11.60)	0:35.63	+12
3	8 CAPE CRUSADER Angela Jones	9	64.1 800m	0:11.58 400m	1:39.59 [3] (0:16.83)	1:22.76 [9] (0:11.67)	1:11.09 [9] (0:11.84)	0:59.25 [9] (0:12.29)	0:46.96 [8] (0:11.63)	0:35.33 [7] (0:11.70)	0:23.63 [6] (0:11.58)	0:35.33	+15
4	13 BIG TICKET BOY Georgina Cartwright	1	64.4 Overall	0:11.48 1400m	1:39.64 [4] (0:16.40)	1:23.24 [5] (0:11.48)	1:11.76 [5] (0:11.92)	0:59.84 [5] (0:12.62)	0:47.22 [6] (0:11.75)	0:35.47 [6] (0:11.69)	0:23.78 [5] (0:11.59)	0:35.47	+3
5	6 KIND WISH Bailey Wheeler	8	65.6 Overall	0:11.55 1400m	1:39.99 [5] (0:16.10)	1:23.89 [3] (0:11.55)	1:12.34 [4] (0:12.13)	1:00.21 [4] (0:11.97)	0:48.24 [2] (0:11.92)	0:36.32 [2] (0:11.81)	0:24.51 [2] (0:11.71)	0:36.32	+10
6	12 PICKAXE Cody Collis	3	63.9 Overall	0:11.57 1400m	1:40.33 [6] (0:16.42)	1:23.91 [6] (0:11.57)	1:12.34 [6] (0:12.03)	1:00.31 [6] (0:12.41)	0:47.90 [7] (0:11.84)	0:36.06 [8] (0:12.02)	0:24.04 [8] (0:11.71)	0:36.06	+8
7	4 PEROVIC James Orman	2	64.2 600m	0:11.63 1400m	1:40.35 [7] (0:16.57)	1:23.78 [7] (0:11.63)	1:12.15 [7] (0:11.84)	1:00.31 [7] (0:12.62)	0:47.69 [9] (0:11.89)	0:35.80 [9] (0:11.79)	0:24.01 [9] (0:11.76)	0:35.80	+11
8	10 SLY CORNER Karl Zechner	6	65.7 1400m	0:11.31 1400m	1:41.04 [8] (0:16.28)	1:24.76 [4] (0:11.31)	1:13.45 [2] (0:12.03)	1:01.42 [3] (0:12.51)	0:48.91 [4] (0:12.04)	0:36.87 [5] (0:12.03)	0:24.84 [7] (0:11.94)	0:36.87	+11
9	2 NO GOING BACK Tahlia Fenlon	4	65.6 Overall	0:11.56 1400m	1:41.96 [9] (0:16.09)	1:25.87 [2] (0:11.56)	1:14.31 [3] (0:11.96)	1:02.35 [2] (0:12.52)	0:49.83 [3] (0:11.82)	0:38.01 [4] (0:11.82)	0:26.19 [4] (0:12.03)	0:38.01	+4

Scratched: Grecian Lass (#3), Delorme (#14), Bluestone Lane (#7), Silver Warrior (#1), Reggae Fire (#11)

[ ] Ranking at each section and finish  
 -:-:- No data available at this section  
 NA No data available

SCN Saddle cloth number  
 DNF Did not finish  
 DNT Did not track



# Doomben QLD Professional

## Race 5: THE GIBSON BENCHMARK 65 Handicap - 1640m

07 August 2024 - 14:55



BRISBANE  
RACING CLUB

Track Rating: Soft 5, Weather: Overcast, Rail Position: +7m Entire

Section				200m				Last 600m	
Field Times				0:12.47 (0:12.47)				0:35.88	
Rank	TAB Horse/Jockey	Barrier	Top Speed [km/h]	Fastest Section	Margin				Distance Travelled [m]
1	9 FREE CARRY Emily Lang	11	66.8 Overall	0:11.26 1400m	0:12.47 [1] (0:12.47)	1:39.38		0:35.88	
2	5 TAMBOURINE MAN Melea Castle	7	64.6 1400m	0:11.45 1400m	0:12.30 [3] (0:12.30)	0.67L		0:35.63	+12
3	8 CAPE CRUSADER Angela Jones	9	64.1 800m	0:11.58 400m	0:12.05 [5] (0:12.05)	1.18L		0:35.33	+15
4	13 BIG TICKET BOY Georgina Cartwright	1	64.4 Overall	0:11.48 1400m	0:12.19 [4] (0:12.19)	1.49L		0:35.47	+3
5	6 KIND WISH Bailey Wheeler	8	65.6 Overall	0:11.55 1400m	0:12.80 [2] (0:12.80)	3.54L		0:36.32	+10
6	12 PICKAXE Cody Collis	3	63.9 Overall	0:11.57 1400m	0:12.33 [7] (0:12.33)	5.53L		0:36.06	+8
7	4 PEROVIC James Orman	2	64.2 600m	0:11.63 1400m	0:12.25 [8] (0:12.25)	5.69L		0:35.80	+11
8	10 SLY CORNER Karl Zechner	6	65.7 1400m	0:11.31 1400m	0:12.90 [9] (0:12.90)	9.71L		0:36.87	+11
9	2 NO GOING BACK Tahlia Fenlon	4	65.6 Overall	0:11.56 1400m	0:14.16 [6] (0:14.16)	15.12L		0:38.01	+4

Scratched: Grecian Lass (#3), Delorme (#14), Bluestone Lane (#7), Silver Warrior (#1), Reggae Fire (#11)

[ ] Ranking at each section and finish  
-:-:- No data available at this section  
NA No data available

SCN Saddle cloth number  
DNF Did not finish  
DNT Did not track



Horse/Jockey Name	Free Carry
Final Rank	1
Fastest Section Time (Section)	0:11.26 (1400m)
Top Speed [km/h] (Section)	66.8 (Overall)
Race State	Finished



Doomben QLD Professional

Race 5: THE GIBSON BENCHMARK 65 Handicap - 1640m

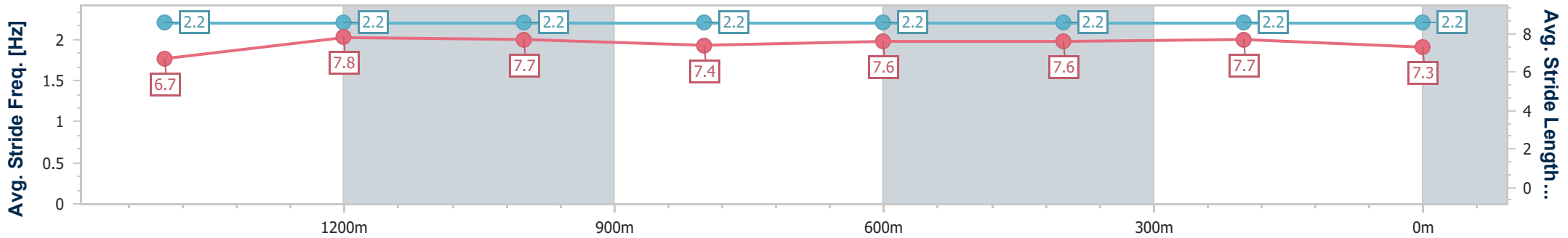
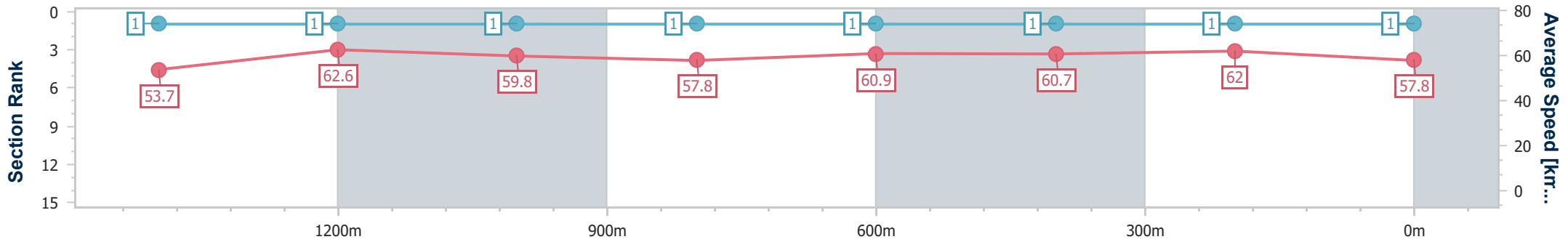
07 August 2024 - 14:55

Track Rating: Soft 5, Weather: Overcast, Rail Position: +7m Entire



BRISBANE RACING CLUB

Section	Overall	1400m	1200m	1000m	800m	600m	400m	200m
Section Times	1:39.38 [1] (0:16.04)	1:23.34 [1] (0:11.26)	1:12.08 [1] (0:12.04)	1:00.04 [1] (0:12.38)	0:47.66 [1] (0:11.78)	0:35.88 [1] (0:11.78)	0:24.10 [1] (0:11.63)	0:12.47 [1] (0:12.47)
Average Speed [km/h]	53.7	62.6	59.8	57.8	60.9	60.7	62.0	57.8
Top Speed [km/h]	66.8	65.3	62.4	60.4	61.3	61.3	62.9	60.5
Avg. Dist. to Rail [m]	3.3	3.4	2.3	1.5	1.1	0.7	0.8	0.9
Avg. Stride Freq. [Hz]	2.2	2.2	2.2	2.2	2.2	2.2	2.2	2.2
Avg. Stride Length [m]	6.7	7.8	7.7	7.4	7.6	7.6	7.7	7.3



- [ ] Ranking at each section and finish
- .-.- No data available at this section
- NA No data available



Horse/Jockey Name	Tambourine Man
Final Rank	2
Fastest Section Time (Section)	0:11.45 (1400m)
Top Speed [km/h] (Section)	64.6 (1400m)
Race State	Finished



Doomben QLD Professional

Race 5: THE GIBSON BENCHMARK 65 Handicap - 1640m

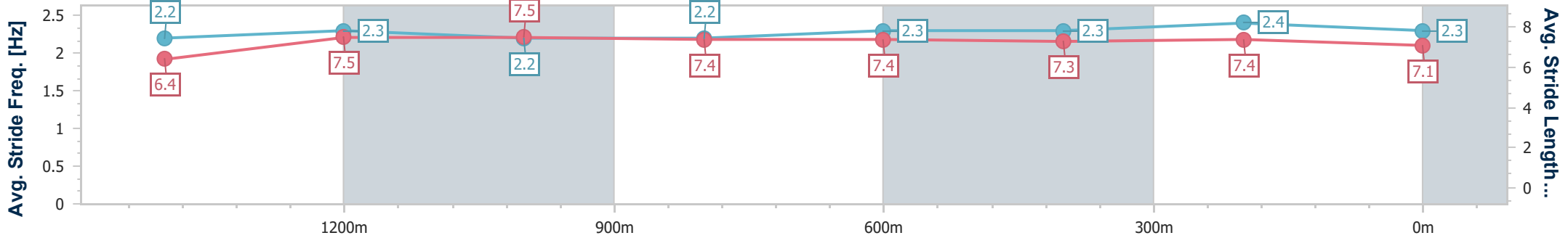
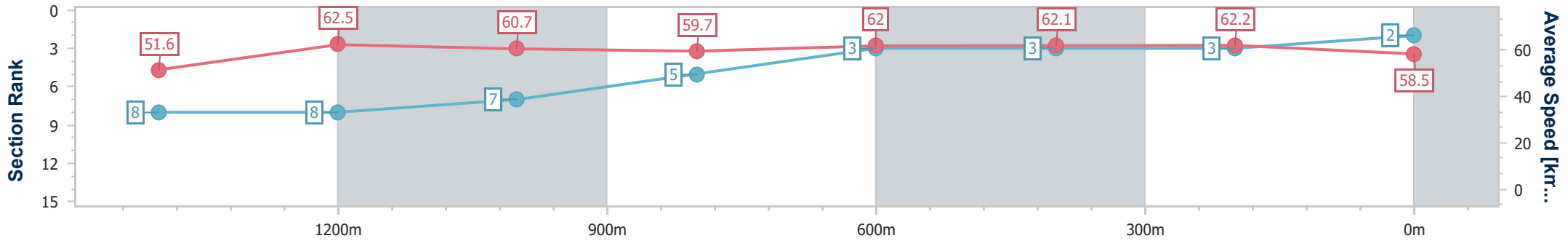
07 August 2024 - 14:55

Track Rating: Soft 5, Weather: Overcast, Rail Position: +7m Entire



BRISBANE RACING CLUB

Section	Overall	1400m	1200m	1000m	800m	600m	400m	200m
Section Times	1:39.50 [2] (0:16.76)	1:22.74 [8] (0:11.45)	1:11.29 [8] (0:11.83)	0:59.46 [7] (0:12.16)	0:47.30 [5] (0:11.67)	0:35.63 [3] (0:11.73)	0:23.90 [3] (0:11.60)	0:12.30 [3] (0:12.30)
Average Speed [km/h]	51.6	62.5	60.7	59.7	62.0	62.1	62.2	58.5
Top Speed [km/h]	64.6	64.6	63.1	60.4	63.1	62.7	62.9	62.1
Avg. Dist. to Rail [m]	2.2	1.1	0.4	1.7	1.7	1.5	1.6	2.9
Avg. Stride Freq. [Hz]	2.2	2.3	2.2	2.2	2.3	2.3	2.4	2.3
Avg. Stride Length [m]	6.4	7.5	7.5	7.4	7.4	7.3	7.4	7.1



- [ ] Ranking at each section and finish
- .-.- No data available at this section
- NA No data available



Horse/Jockey Name	Cape Crusader
Final Rank	3
Fastest Section Time (Section)	0:11.58 (400m)
Top Speed [km/h] (Section)	64.1 (800m)
Race State	Finished



Doomben QLD Professional

Race 5: THE GIBSON BENCHMARK 65 Handicap - 1640m

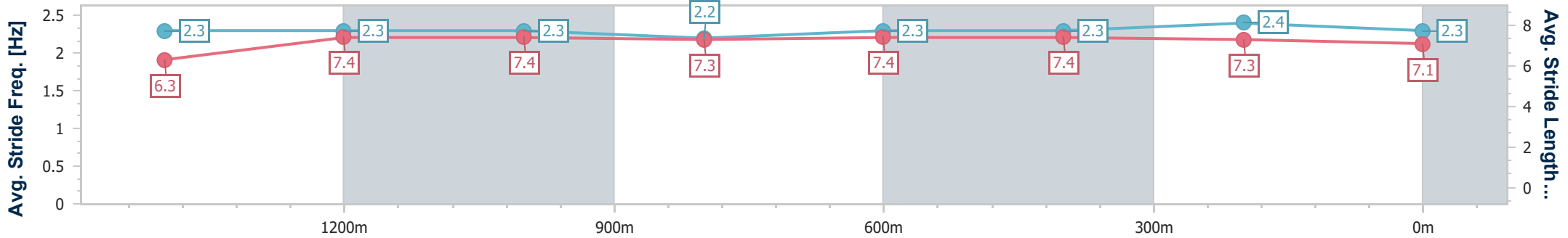
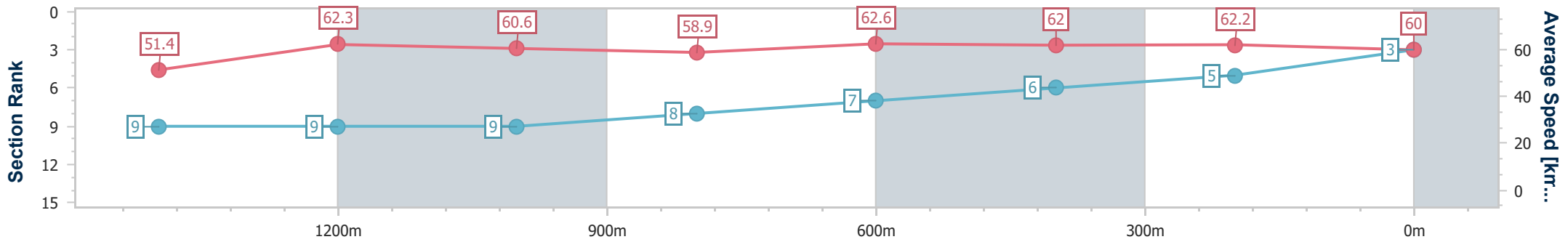
07 August 2024 - 14:55

Track Rating: Soft 5, Weather: Overcast, Rail Position: +7m Entire



BRISBANE RACING CLUB

Section	Overall	1400m	1200m	1000m	800m	600m	400m	200m
Section Times	1:39.59 [3] (0:16.83)	1:22.76 [9] (0:11.67)	1:11.09 [9] (0:11.84)	0:59.25 [9] (0:12.29)	0:46.96 [8] (0:11.63)	0:35.33 [7] (0:11.70)	0:23.63 [6] (0:11.58)	0:12.05 [5] (0:12.05)
Average Speed [km/h]	51.4	62.3	60.6	58.9	62.6	62.0	62.2	60.0
Top Speed [km/h]	63.7	63.7	63.2	61.1	64.1	63.4	63.8	62.6
Avg. Dist. to Rail [m]	3.6	1.0	1.3	1.8	1.7	1.2	2.1	4.3
Avg. Stride Freq. [Hz]	2.3	2.3	2.3	2.2	2.3	2.3	2.4	2.3
Avg. Stride Length [m]	6.3	7.4	7.4	7.3	7.4	7.4	7.3	7.1



- [ ] Ranking at each section and finish
- .-.- No data available at this section
- NA No data available



Horse/Jockey Name	Big Ticket Boy
Final Rank	4
Fastest Section Time (Section)	0:11.48 (1400m)
Top Speed [km/h] (Section)	64.4 (Overall)
Race State	Finished



Doomben QLD Professional

Race 5: THE GIBSON BENCHMARK 65 Handicap - 1640m

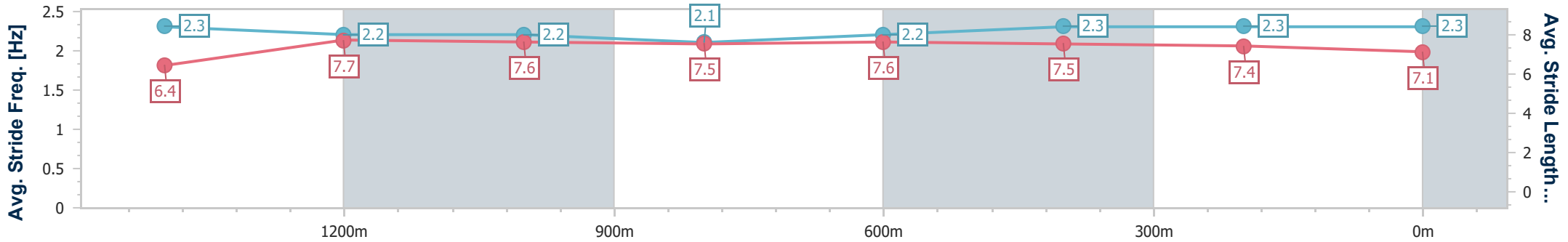
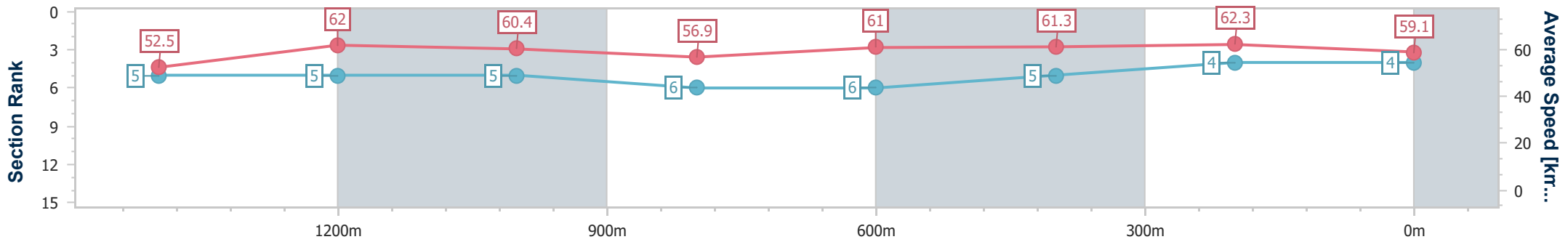
07 August 2024 - 14:55

Track Rating: Soft 5, Weather: Overcast, Rail Position: +7m Entire



BRISBANE RACING CLUB

Section	Overall	1400m	1200m	1000m	800m	600m	400m	200m
Section Times	1:39.64 [4] (0:16.40)	1:23.24 [5] (0:11.48)	1:11.76 [5] (0:11.92)	0:59.84 [5] (0:12.62)	0:47.22 [6] (0:11.75)	0:35.47 [6] (0:11.69)	0:23.78 [5] (0:11.59)	0:12.19 [4] (0:12.19)
Average Speed [km/h]	52.5	62.0	60.4	56.9	61.0	61.3	62.3	59.1
Top Speed [km/h]	64.4	63.9	62.0	58.2	62.2	62.0	63.1	62.1
Avg. Dist. to Rail [m]	1.9	1.9	1.1	0.3	0.5	0.8	1.5	2.9
Avg. Stride Freq. [Hz]	2.3	2.2	2.2	2.1	2.2	2.3	2.3	2.3
Avg. Stride Length [m]	6.4	7.7	7.6	7.5	7.6	7.5	7.4	7.1



- [ ] Ranking at each section and finish
- .-.- No data available at this section
- NA No data available



Horse/Jockey Name	Kind Wish
Final Rank	5
Fastest Section Time (Section)	0:11.55 (1400m)
Top Speed [km/h] (Section)	65.6 (Overall)
Race State	Finished



Doomben QLD Professional

Race 5: THE GIBSON BENCHMARK 65 Handicap - 1640m

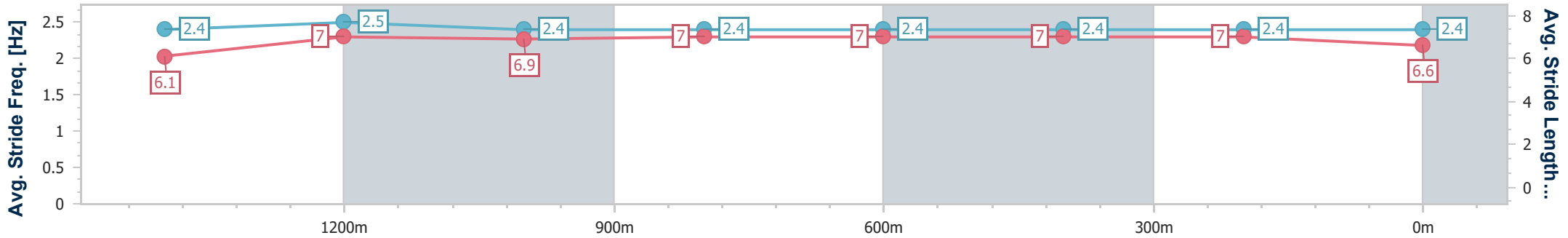
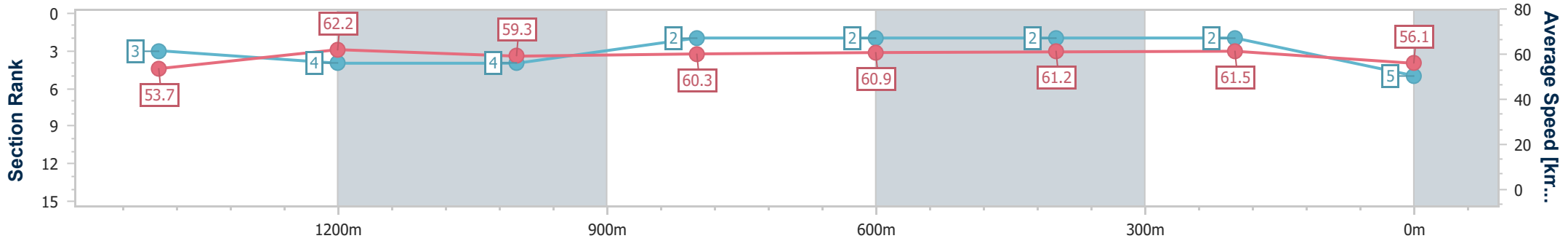
07 August 2024 - 14:55

Track Rating: Soft 5, Weather: Overcast, Rail Position: +7m Entire



BRISBANE RACING CLUB

Section	Overall	1400m	1200m	1000m	800m	600m	400m	200m
Section Times	1:39.99 [5] (0:16.10)	1:23.89 [3] (0:11.55)	1:12.34 [4] (0:12.13)	1:00.21 [4] (0:11.97)	0:48.24 [2] (0:11.92)	0:36.32 [2] (0:11.81)	0:24.51 [2] (0:11.71)	0:12.80 [2] (0:12.80)
Average Speed [km/h]	53.7	62.2	59.3	60.3	60.9	61.2	61.5	56.1
Top Speed [km/h]	65.6	62.9	61.6	62.0	61.3	62.1	62.7	59.1
Avg. Dist. to Rail [m]	3.5	0.6	0.5	1.4	1.0	0.8	0.4	0.3
Avg. Stride Freq. [Hz]	2.4	2.5	2.4	2.4	2.4	2.4	2.4	2.4
Avg. Stride Length [m]	6.1	7.0	6.9	7.0	7.0	7.0	7.0	6.6



- [ ] Ranking at each section and finish
- .-.- No data available at this section
- NA No data available



Horse/Jockey Name	Pickaxe
Final Rank	6
Fastest Section Time (Section)	0:11.57 (1400m)
Top Speed [km/h] (Section)	63.9 (Overall)
Race State	Finished



Doomben QLD Professional

Race 5: THE GIBSON BENCHMARK 65 Handicap - 1640m

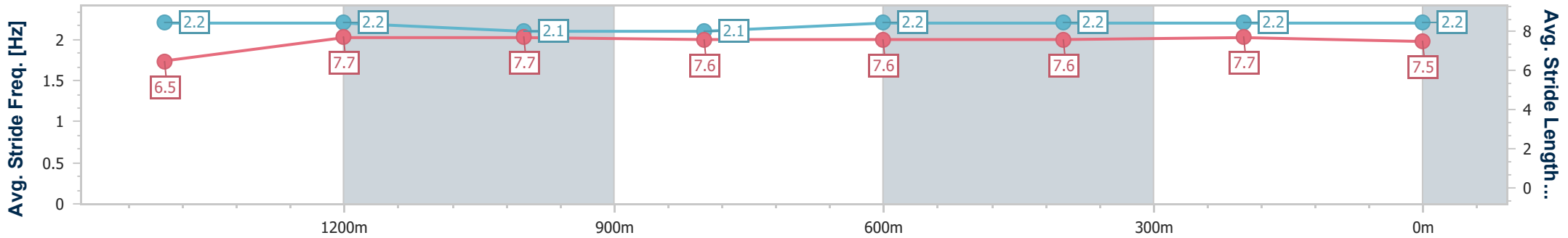
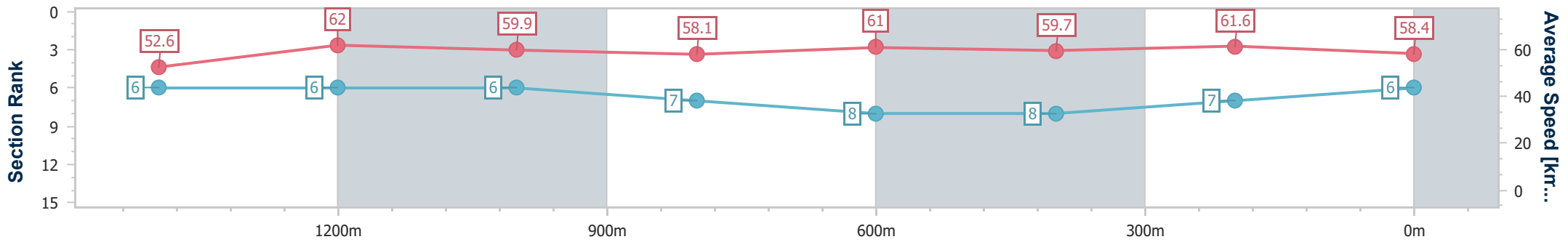
07 August 2024 - 14:55

Track Rating: Soft 5, Weather: Overcast, Rail Position: +7m Entire



BRISBANE RACING CLUB

Section	Overall	1400m	1200m	1000m	800m	600m	400m	200m
Section Times	1:40.33 [6] (0:16.42)	1:23.91 [6] (0:11.57)	1:12.34 [6] (0:12.03)	1:00.31 [6] (0:12.41)	0:47.90 [7] (0:11.84)	0:36.06 [8] (0:12.02)	0:24.04 [8] (0:11.71)	0:12.33 [7] (0:12.33)
Average Speed [km/h]	52.6	62.0	59.9	58.1	61.0	59.7	61.6	58.4
Top Speed [km/h]	63.9	63.1	62.0	58.9	62.8	61.3	62.2	60.8
Avg. Dist. to Rail [m]	1.6	1.1	0.7	0.8	0.5	0.7	0.8	2.1
Avg. Stride Freq. [Hz]	2.2	2.2	2.1	2.1	2.2	2.2	2.2	2.2
Avg. Stride Length [m]	6.5	7.7	7.7	7.6	7.6	7.6	7.7	7.5



- [ ] Ranking at each section and finish
- .-.-.- No data available at this section
- NA No data available





Horse/Jockey Name	Perovic
Final Rank	7
Fastest Section Time (Section)	0:11.63 (1400m)
Top Speed [km/h] (Section)	64.2 (600m)
Race State	Finished



Doomben QLD Professional

Race 5: THE GIBSON BENCHMARK 65 Handicap - 1640m

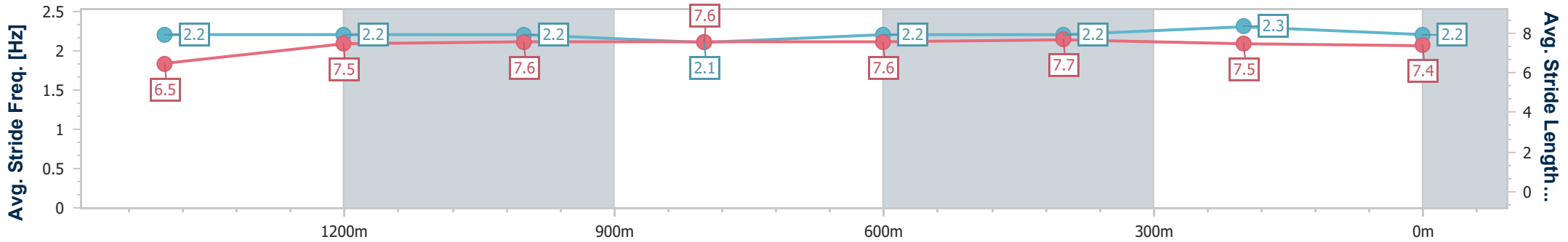
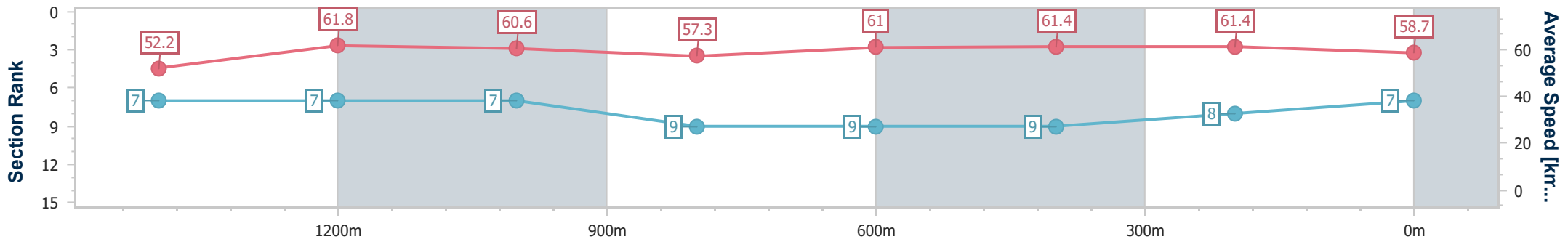
07 August 2024 - 14:55

Track Rating: Soft 5, Weather: Overcast, Rail Position: +7m Entire



BRISBANE RACING CLUB

Section	Overall	1400m	1200m	1000m	800m	600m	400m	200m
Section Times	1:40.35 [7] (0:16.57)	1:23.78 [7] (0:11.63)	1:12.15 [7] (0:11.84)	1:00.31 [7] (0:12.62)	0:47.69 [9] (0:11.89)	0:35.80 [9] (0:11.79)	0:24.01 [9] (0:11.76)	0:12.25 [8] (0:12.25)
Average Speed [km/h]	52.2	61.8	60.6	57.3	61.0	61.4	61.4	58.7
Top Speed [km/h]	63.7	63.2	62.4	58.1	64.2	64.2	62.3	61.2
Avg. Dist. to Rail [m]	0.5	0.5	0.2	0.7	0.8	0.9	2.5	3.8
Avg. Stride Freq. [Hz]	2.2	2.2	2.2	2.1	2.2	2.2	2.3	2.2
Avg. Stride Length [m]	6.5	7.5	7.6	7.6	7.6	7.7	7.5	7.4



- [ ] Ranking at each section and finish
- .-.- No data available at this section
- NA No data available



Horse/Jockey Name	Sly Corner
Final Rank	8
Fastest Section Time (Section)	0:11.31 (1400m)
Top Speed [km/h] (Section)	65.7 (1400m)
Race State	Finished



Doomben QLD Professional

Race 5: THE GIBSON BENCHMARK 65 Handicap - 1640m

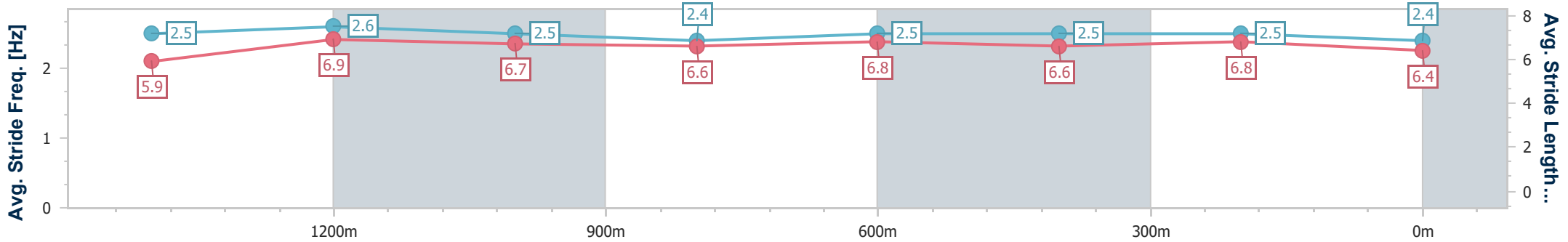
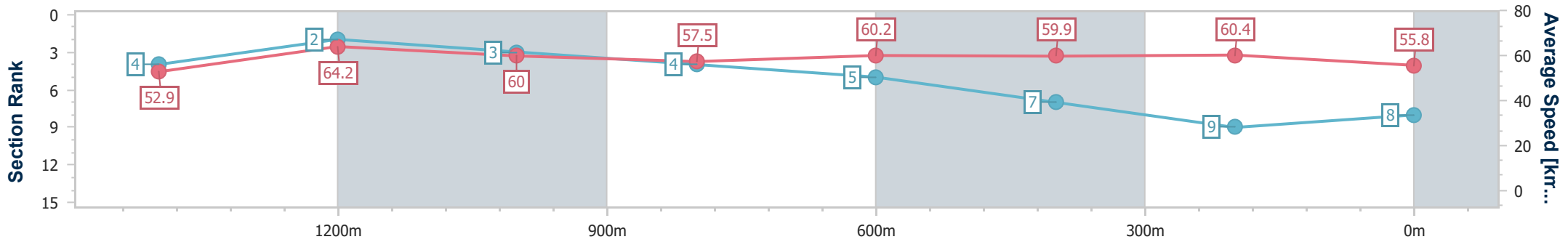
07 August 2024 - 14:55

Track Rating: Soft 5, Weather: Overcast, Rail Position: +7m Entire



BRISBANE RACING CLUB

Section	Overall	1400m	1200m	1000m	800m	600m	400m	200m
Section Times	1:41.04 [8] (0:16.28)	1:24.76 [4] (0:11.31)	1:13.45 [2] (0:12.03)	1:01.42 [3] (0:12.51)	0:48.91 [4] (0:12.04)	0:36.87 [5] (0:12.03)	0:24.84 [7] (0:11.94)	0:12.90 [9] (0:12.90)
Average Speed [km/h]	52.9	64.2	60.0	57.5	60.2	59.9	60.4	55.8
Top Speed [km/h]	65.2	65.7	62.9	59.1	61.3	60.6	61.2	60.9
Avg. Dist. to Rail [m]	1.6	1.4	1.2	0.4	1.1	0.7	0.8	2.2
Avg. Stride Freq. [Hz]	2.5	2.6	2.5	2.4	2.5	2.5	2.5	2.4
Avg. Stride Length [m]	5.9	6.9	6.7	6.6	6.8	6.6	6.8	6.4



- [ ] Ranking at each section and finish
- .-.-.- No data available at this section
- NA No data available



Horse/Jockey Name	No Going Back
Final Rank	9
Fastest Section Time (Section)	0:11.56 (1400m)
Top Speed [km/h] (Section)	65.6 (Overall)
Race State	Finished



Doomben QLD Professional

Race 5: THE GIBSON BENCHMARK 65 Handicap - 1640m

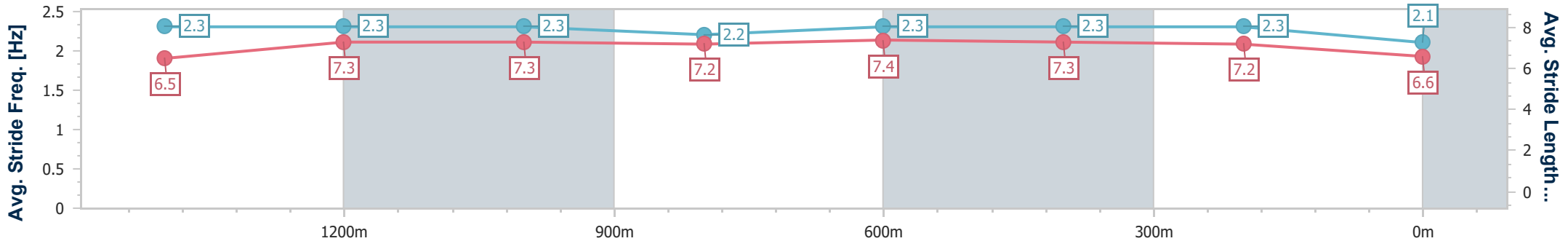
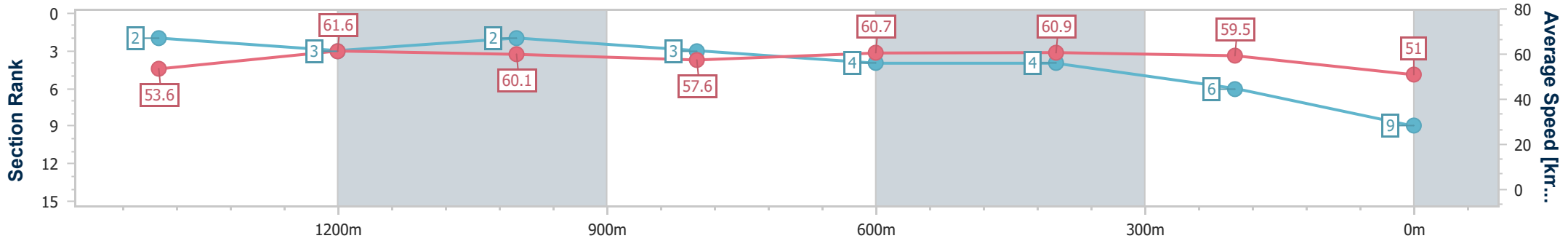
07 August 2024 - 14:55

Track Rating: Soft 5, Weather: Overcast, Rail Position: +7m Entire



BRISBANE RACING CLUB

Section	Overall	1400m	1200m	1000m	800m	600m	400m	200m
Section Times	1:41.96 [9] (0:16.09)	1:25.87 [2] (0:11.56)	1:14.31 [3] (0:11.96)	1:02.35 [2] (0:12.52)	0:49.83 [3] (0:11.82)	0:38.01 [4] (0:11.82)	0:26.19 [4] (0:12.03)	0:14.16 [6] (0:14.16)
Average Speed [km/h]	53.6	61.6	60.1	57.6	60.7	60.9	59.5	51.0
Top Speed [km/h]	65.6	63.6	61.7	59.8	62.4	62.3	61.1	56.9
Avg. Dist. to Rail [m]	1.2	1.7	0.8	0.4	0.4	0.6	0.9	0.8
Avg. Stride Freq. [Hz]	2.3	2.3	2.3	2.2	2.3	2.3	2.3	2.1
Avg. Stride Length [m]	6.5	7.3	7.3	7.2	7.4	7.3	7.2	6.6



- [ ] Ranking at each section and finish
- .-.- No data available at this section
- NA No data available