



Ipswich QLD Professional
Race 2: BARRIER REEF POOLS QTIS Three-Year-Old Maiden Plate - 800m
09 August 2024 - 12:13



Track Rating: Soft 5, Weather: Fine, Rail Position: +10m Entire

Section										Last 600m		
Field Times		Overall	600m	400m	200m						0:32.72	
		0:46.26 (0:13.54)	0:32.72 (0:10.28)	0:22.44 (0:10.94)	0:11.50 (0:11.50)							
Rank	TAB	Horse/Jockey	Barrier	Top Speed [km/h]	Fastest Section	Overall	600m	400m	200m	Margin	Last 600m	Distance Travelled [m]
1	10	TIPSY TIGER Angela Jones	2	71.4 600m	0:10.29 600m	0:46.26 [1] (0:13.54)	0:32.72 [1] (0:10.29)	0:22.43 [2] (0:10.93)	0:11.50 [1] (0:11.50)	0:46.26	0:32.72	
2	7	KIRRA'S SISTER Karl Zechner	11	70.3 600m	0:10.44 600m	0:46.50 [2] (0:13.56)	0:32.94 [2] (0:10.44)	0:22.50 [3] (0:10.89)	0:11.61 [3] (0:11.61)	1.38L	0:32.94	+3
3	11	PARTY ISLAND Taylor Marshall	1	70.2 600m	0:10.34 600m	0:46.59 [3] (0:13.67)	0:32.92 [4] (0:10.34)	0:22.58 [4] (0:10.93)	0:11.65 [4] (0:11.65)	1.92L	0:32.92	+1
4	2	STATE IN TEXAS Anthony Allen	9	72.4 Overall	0:10.23 600m	0:46.79 [4] (0:13.59)	0:33.20 [3] (0:10.23)	0:22.97 [1] (0:10.98)	0:11.99 [2] (0:11.99)	3.07L	0:33.20	+1
5	9	READY TO SCHIPP Cejay Graham	8	67.7 600m	0:10.79 600m	0:47.19 [5] (0:14.03)	0:33.16 [8] (0:10.79)	0:22.37 [9] (0:11.30)	0:11.07 [8] (0:11.07)	5.46L	0:33.16	+1
6	13	SHE AIN'T SWEET Nozi Tomizawa	10	70.6 600m	0:10.46 600m	0:47.60 [6] (0:13.86)	0:33.74 [5] (0:10.46)	0:23.28 [5] (0:11.58)	0:11.70 [5] (0:11.70)	7.88L	0:33.74	+2
7	4	DEEBEE'S GIRL Noriyuki Masuda	7	68.8 Overall	0:10.77 600m	0:47.67 [7] (0:13.93)	0:33.74 [6] (0:10.77)	0:22.97 [8] (0:11.42)	0:11.55 [9] (0:11.55)	8.26L	0:33.74	+4
8	6	GRANDMA'S LOVE Georgina Cartwright	5	69.6 600m	0:10.51 600m	0:47.69 [8] (0:14.08)	0:33.61 [9] (0:10.51)	0:23.10 [7] (0:11.41)	0:11.69 [7] (0:11.69)	8.38L	0:33.61	+0
9	1	RAMP IT UP Bailey Wheeler	6	68.4 600m	0:10.64 600m	0:47.69 [9] (0:14.48)	0:33.21 [10] (0:10.64)	0:22.57 [10] (0:11.05)	0:11.52 [10] (0:11.52)	8.39L	0:33.21	+2
10	12	MISHANI DELTA Samantha Collett	4	69.3 600m	0:10.54 600m	0:47.73 [10] (0:14.01)	0:33.72 [7] (0:10.54)	0:23.18 [6] (0:11.38)	0:11.80 [6] (0:11.80)	8.63L	0:33.72	+0

Scratched: Blue Eye Dame (#3), Maragical (#8), Elemis (#5), Framed It (#14), Ski By (#15)

[] Ranking at each section and finish
 -:-:- No data available at this section
 NA No data available

SCN Saddle cloth number
 DNF Did not finish
 DNT Did not track



Horse/Jockey Name	Tipsy Tiger
Final Rank	1
Fastest Section Time (Section)	0:10.29 (600m)
Top Speed [km/h] (Section)	71.4 (600m)
Race State	Finished



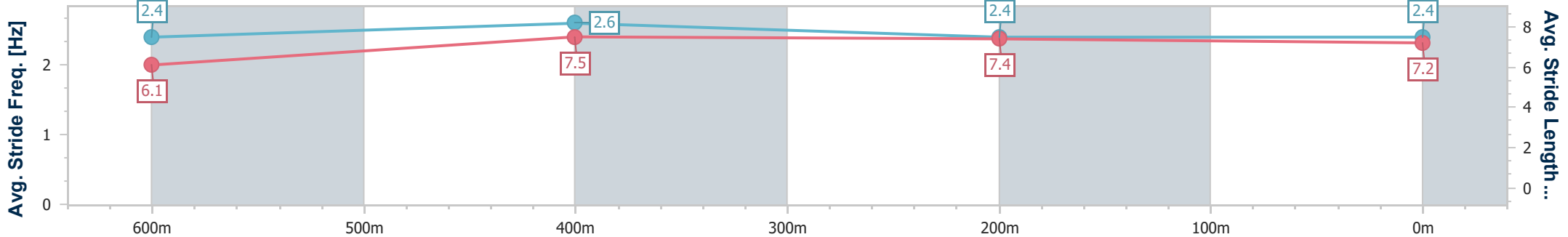
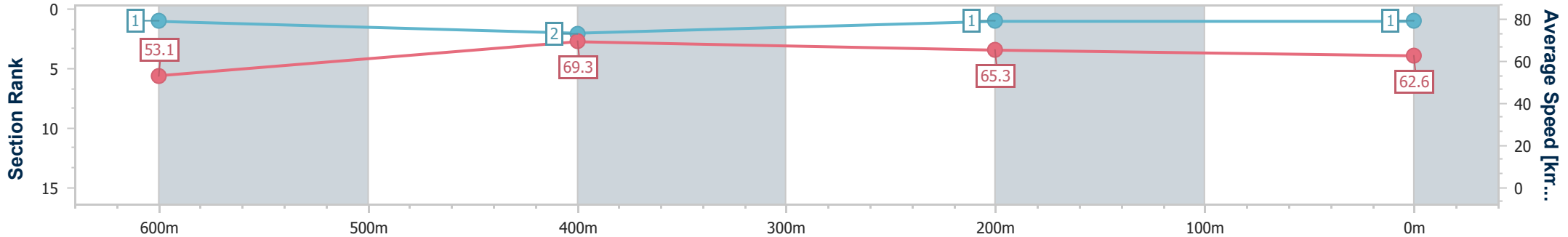
Ipswich QLD Professional
 Race 2: BARRIER REEF POOLS QTIS Three-Year-Old Maiden
 Plate - 800m



09 August 2024 - 12:13

Track Rating: Soft 5, Weather: Fine, Rail Position: +10m Entire

Section	Overall	600m	400m	200m
Section Times	0:46.26 [1] (0:13.54)	0:32.72 [1] (0:10.29)	0:22.43 [2] (0:10.93)	0:11.50 [1] (0:11.50)
Average Speed [km/h]	53.1	69.3	65.3	62.6
Top Speed [km/h]	70.3	71.4	66.9	64.8
Avg. Dist. to Rail [m]	0.7	2.4	3.1	2.9
Avg. Stride Freq. [Hz]	2.4	2.6	2.4	2.4
Avg. Stride Length [m]	6.1	7.5	7.4	7.2



- [] Ranking at each section and finish
- .-.- No data available at this section
- NA No data available



Horse/Jockey Name	Kirra's Sister
Final Rank	2
Fastest Section Time (Section)	0:10.44 (600m)
Top Speed [km/h] (Section)	70.3 (600m)
Race State	Finished



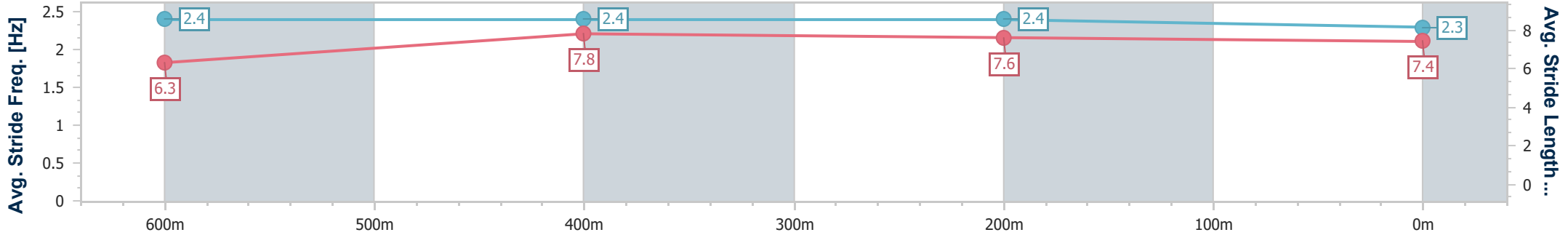
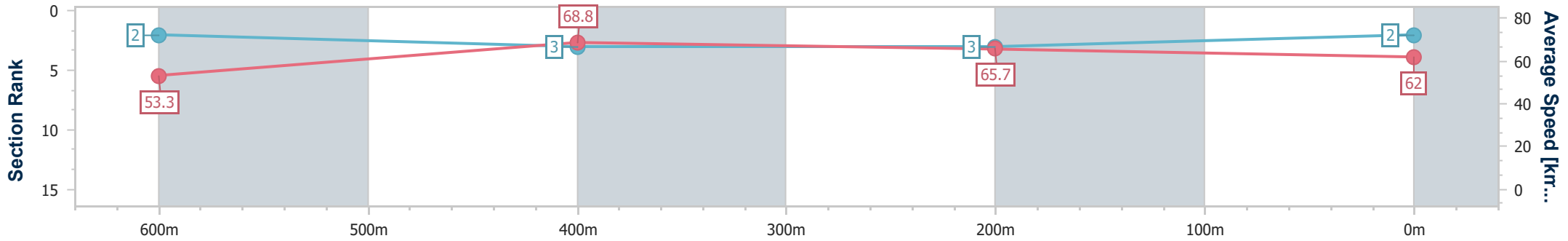
Ipswich QLD Professional
Race 2: BARRIER REEF POOLS QTIS Three-Year-Old Maiden Plate - 800m



09 August 2024 - 12:13

Track Rating: Soft 5, Weather: Fine, Rail Position: +10m Entire

Section	Overall	600m	400m	200m
Section Times	0:46.50 [2] (0:13.56)	0:32.94 [2] (0:10.44)	0:22.50 [3] (0:10.89)	0:11.61 [3] (0:11.61)
Average Speed [km/h]	53.3	68.8	65.7	62.0
Top Speed [km/h]	70.2	70.3	66.6	64.4
Avg. Dist. to Rail [m]	6.7	0.8	1.3	1.4
Avg. Stride Freq. [Hz]	2.4	2.4	2.4	2.3
Avg. Stride Length [m]	6.3	7.8	7.6	7.4



- [] Ranking at each section and finish
- .-.- No data available at this section
- NA No data available



Horse/Jockey Name	Party Island
Final Rank	3
Fastest Section Time (Section)	0:10.34 (600m)
Top Speed [km/h] (Section)	70.2 (600m)
Race State	Finished



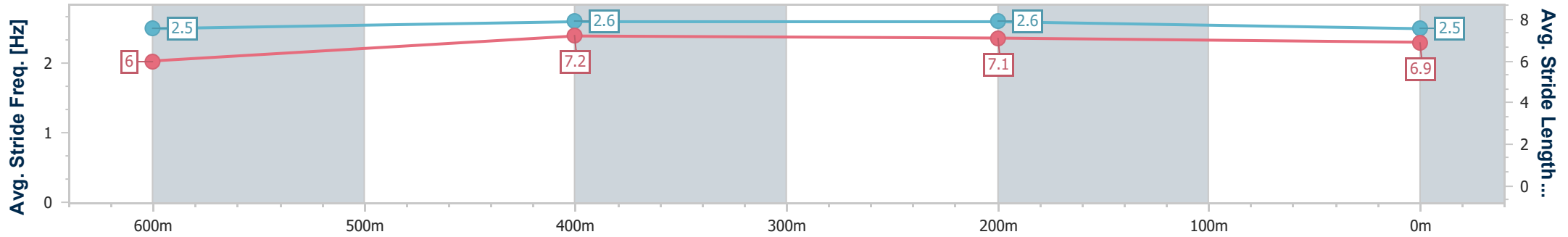
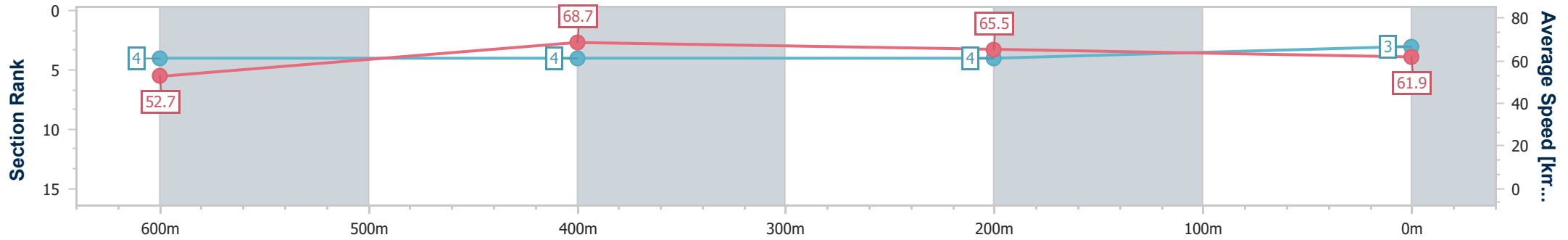
Ipswich QLD Professional
 Race 2: BARRIER REEF POOLS QTIS Three-Year-Old Maiden
 Plate - 800m



09 August 2024 - 12:13

Track Rating: Soft 5, Weather: Fine, Rail Position: +10m Entire

Section	Overall	600m	400m	200m
Section Times	0:46.59 [3] (0:13.67)	0:32.92 [4] (0:10.34)	0:22.58 [4] (0:10.93)	0:11.65 [4] (0:11.65)
Average Speed [km/h]	52.7	68.7	65.5	61.9
Top Speed [km/h]	69.0	70.2	67.5	63.6
Avg. Dist. to Rail [m]	0.4	2.0	1.5	1.3
Avg. Stride Freq. [Hz]	2.5	2.6	2.6	2.5
Avg. Stride Length [m]	6.0	7.2	7.1	6.9



- [] Ranking at each section and finish
- .-.- No data available at this section
- NA No data available



Horse/Jockey Name	State In Texas
Final Rank	4
Fastest Section Time (Section)	0:10.23 (600m)
Top Speed [km/h] (Section)	72.4 (Overall)
Race State	Finished



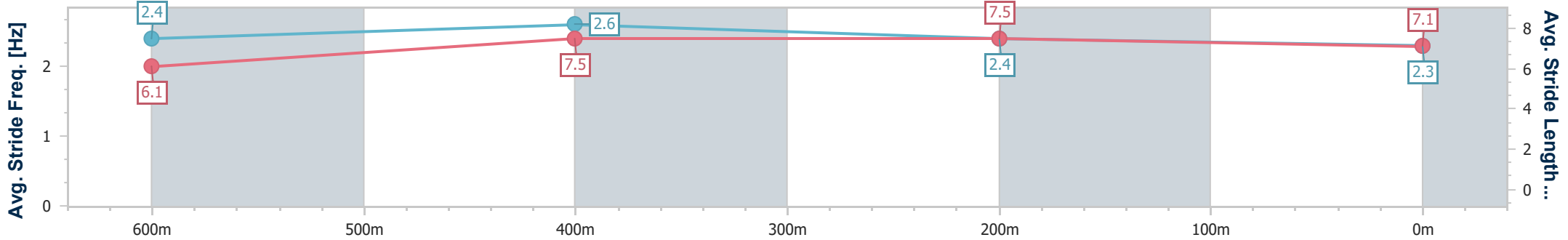
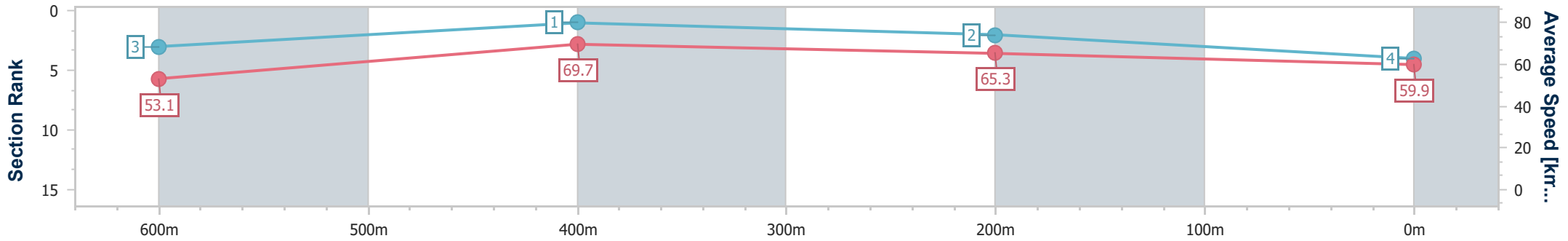
Ipswich QLD Professional
 Race 2: BARRIER REEF POOLS QTIS Three-Year-Old Maiden
 Plate - 800m



09 August 2024 - 12:13

Track Rating: Soft 5, Weather: Fine, Rail Position: +10m Entire

Section	Overall	600m	400m	200m
Section Times	0:46.79 [4] (0:13.59)	0:33.20 [3] (0:10.23)	0:22.97 [1] (0:10.98)	0:11.99 [2] (0:11.99)
Average Speed [km/h]	53.1	69.7	65.3	59.9
Top Speed [km/h]	72.4	72.0	67.9	63.8
Avg. Dist. to Rail [m]	5.9	1.1	1.7	0.2
Avg. Stride Freq. [Hz]	2.4	2.6	2.4	2.3
Avg. Stride Length [m]	6.1	7.5	7.5	7.1



- [] Ranking at each section and finish
- .-.- No data available at this section
- NA No data available



Horse/Jockey Name	Ready To Schipp
Final Rank	5
Fastest Section Time (Section)	0:10.79 (600m)
Top Speed [km/h] (Section)	67.7 (600m)
Race State	Finished



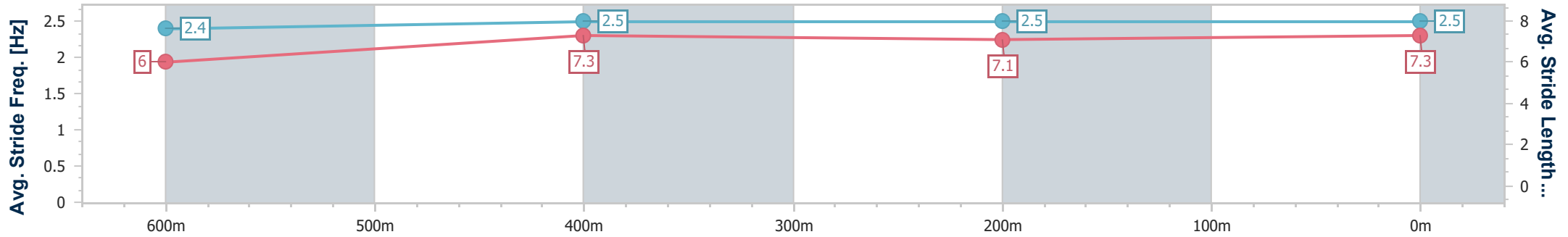
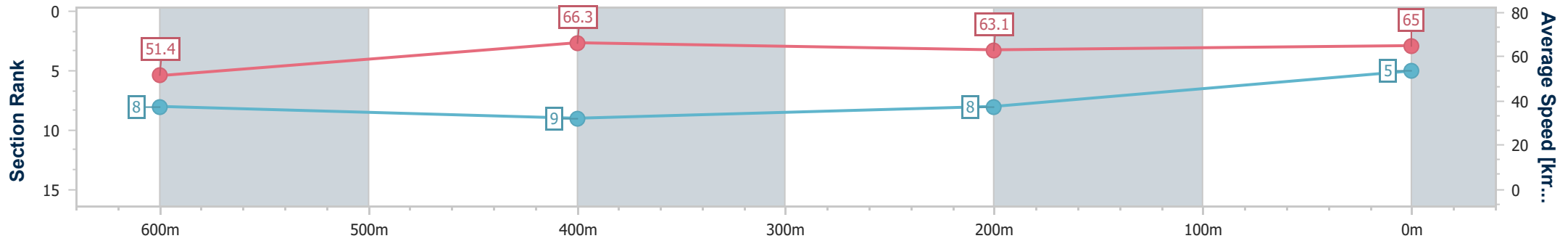
Ipswich QLD Professional
 Race 2: BARRIER REEF POOLS QTIS Three-Year-Old Maiden
 Plate - 800m



09 August 2024 - 12:13

Track Rating: Soft 5, Weather: Fine, Rail Position: +10m Entire

Section	Overall	600m	400m	200m
Section Times	0:47.19 [5] (0:14.03)	0:33.16 [8] (0:10.79)	0:22.37 [9] (0:11.30)	0:11.07 [8] (0:11.07)
Average Speed [km/h]	51.4	66.3	63.1	65.0
Top Speed [km/h]	67.2	67.7	66.1	66.1
Avg. Dist. to Rail [m]	5.3	1.5	2.3	0.5
Avg. Stride Freq. [Hz]	2.4	2.5	2.5	2.5
Avg. Stride Length [m]	6.0	7.3	7.1	7.3



- [] Ranking at each section and finish
- .-.- No data available at this section
- NA No data available



Horse/Jockey Name	She Ain't Sweet
Final Rank	6
Fastest Section Time (Section)	0:10.46 (600m)
Top Speed [km/h] (Section)	70.6 (600m)
Race State	Finished



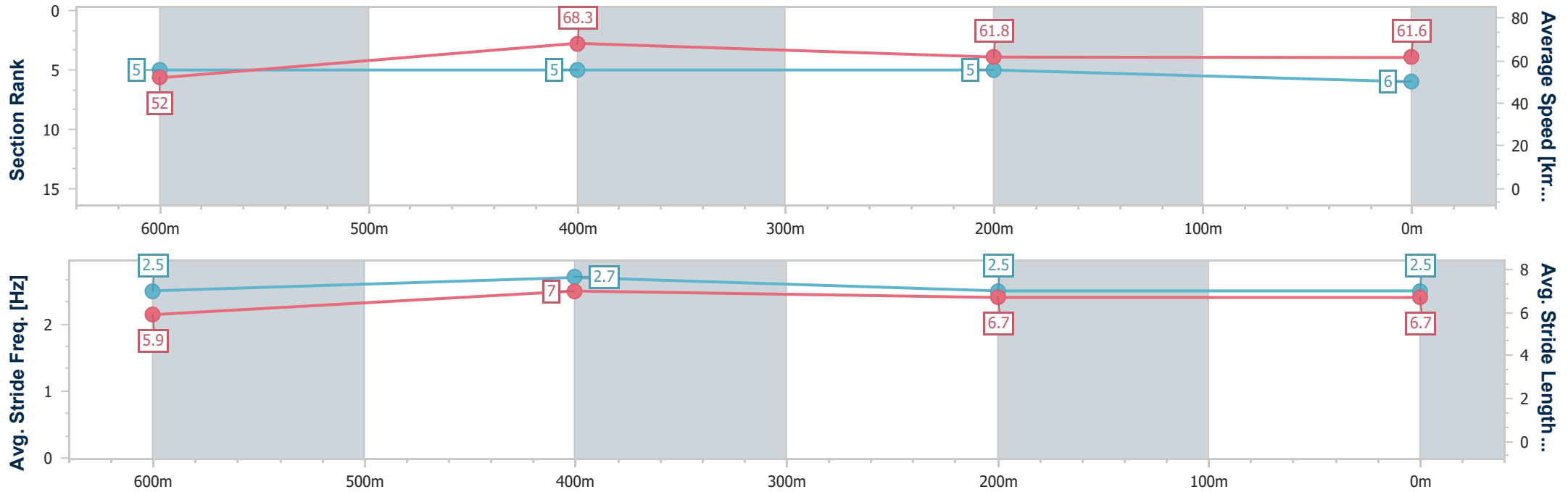
Ipswich QLD Professional
 Race 2: BARRIER REEF POOLS QTIS Three-Year-Old Maiden
 Plate - 800m



09 August 2024 - 12:13

Track Rating: Soft 5, Weather: Fine, Rail Position: +10m Entire

Section	Overall	600m	400m	200m
Section Times	0:47.60 [6] (0:13.86)	0:33.74 [5] (0:10.46)	0:23.28 [5] (0:11.58)	0:11.70 [5] (0:11.70)
Average Speed [km/h]	52.0	68.3	61.8	61.6
Top Speed [km/h]	70.5	70.6	64.8	62.4
Avg. Dist. to Rail [m]	6.2	1.7	1.7	0.5
Avg. Stride Freq. [Hz]	2.5	2.7	2.5	2.5
Avg. Stride Length [m]	5.9	7.0	6.7	6.7



- [] Ranking at each section and finish
- .-.- No data available at this section
- NA No data available



Horse/Jockey Name	Deebee's Girl
Final Rank	7
Fastest Section Time (Section)	0:10.77 (600m)
Top Speed [km/h] (Section)	68.8 (Overall)
Race State	Finished



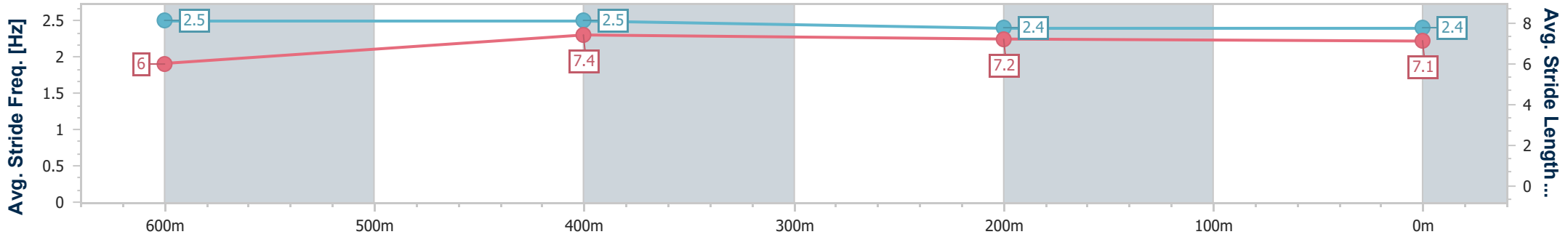
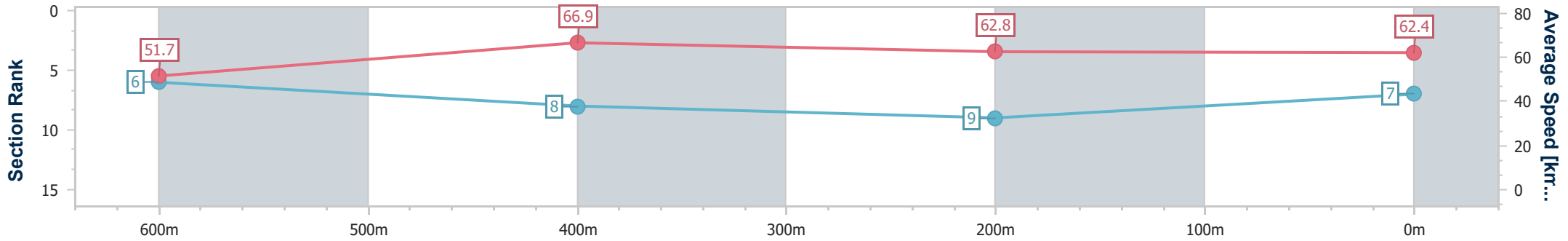
Ipswich QLD Professional
 Race 2: BARRIER REEF POOLS QTIS Three-Year-Old Maiden
 Plate - 800m



09 August 2024 - 12:13

Track Rating: Soft 5, Weather: Fine, Rail Position: +10m Entire

Section	Overall	600m	400m	200m
Section Times	0:47.67 [7] (0:13.93)	0:33.74 [6] (0:10.77)	0:22.97 [8] (0:11.42)	0:11.55 [9] (0:11.55)
Average Speed [km/h]	51.7	66.9	62.8	62.4
Top Speed [km/h]	68.8	68.7	65.3	63.4
Avg. Dist. to Rail [m]	3.4	0.6	1.0	4.1
Avg. Stride Freq. [Hz]	2.5	2.5	2.4	2.4
Avg. Stride Length [m]	6.0	7.4	7.2	7.1



- [] Ranking at each section and finish
- .-.- No data available at this section
- NA No data available



Horse/Jockey Name	Grandma's Love
Final Rank	8
Fastest Section Time (Section)	0:10.51 (600m)
Top Speed [km/h] (Section)	69.6 (600m)
Race State	Finished



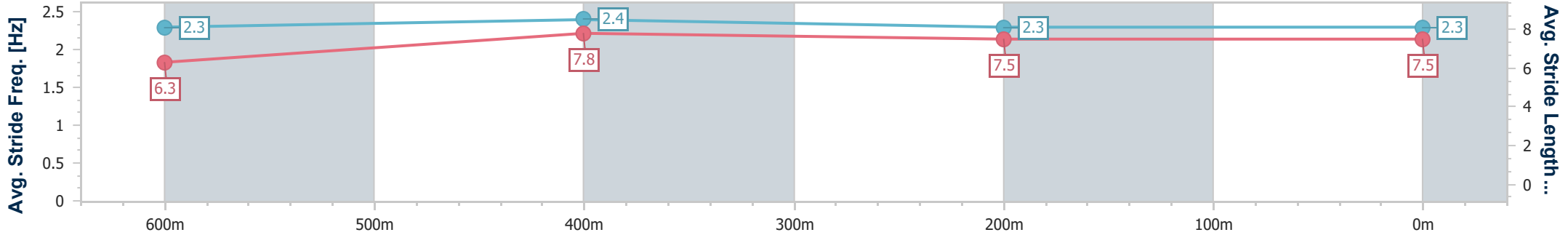
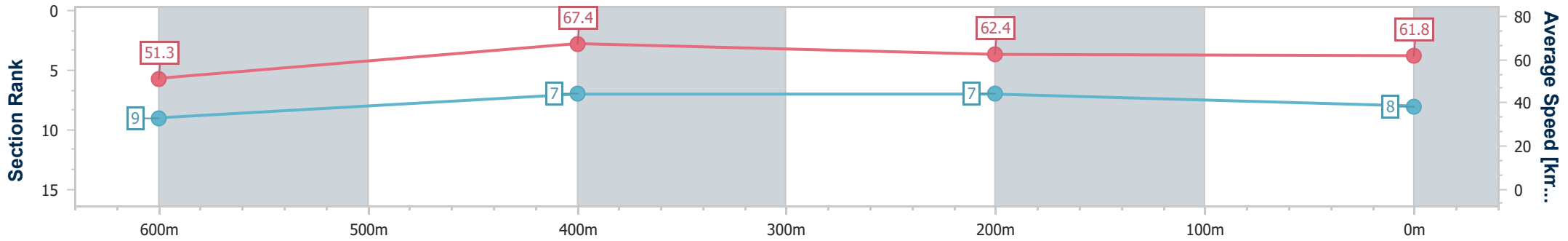
Ipswich QLD Professional
 Race 2: BARRIER REEF POOLS QTIS Three-Year-Old Maiden
 Plate - 800m



09 August 2024 - 12:13

Track Rating: Soft 5, Weather: Fine, Rail Position: +10m Entire

Section	Overall	600m	400m	200m
Section Times	0:47.69 [8] (0:14.08)	0:33.61 [9] (0:10.51)	0:23.10 [7] (0:11.41)	0:11.69 [7] (0:11.69)
Average Speed [km/h]	51.3	67.4	62.4	61.8
Top Speed [km/h]	68.1	69.6	65.1	62.1
Avg. Dist. to Rail [m]	2.3	2.8	1.8	2.7
Avg. Stride Freq. [Hz]	2.3	2.4	2.3	2.3
Avg. Stride Length [m]	6.3	7.8	7.5	7.5



- [] Ranking at each section and finish
- .-.- No data available at this section
- NA No data available



Horse/Jockey Name	Ramp It Up
Final Rank	9
Fastest Section Time (Section)	0:10.64 (600m)
Top Speed [km/h] (Section)	68.4 (600m)
Race State	Finished



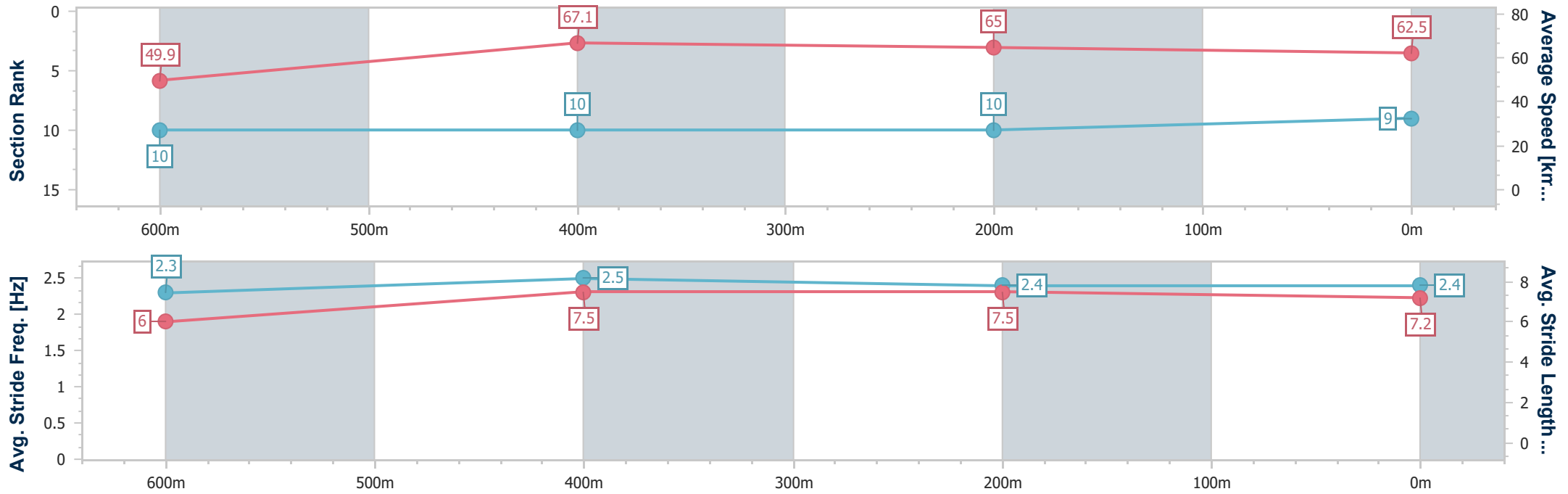
Ipswich QLD Professional
 Race 2: BARRIER REEF POOLS QTIS Three-Year-Old Maiden
 Plate - 800m



09 August 2024 - 12:13

Track Rating: Soft 5, Weather: Fine, Rail Position: +10m Entire

Section	Overall	600m	400m	200m
Section Times	0:47.69 [9] (0:14.48)	0:33.21 [10] (0:10.64)	0:22.57 [10] (0:11.05)	0:11.52 [10] (0:11.52)
Average Speed [km/h]	49.9	67.1	65.0	62.5
Top Speed [km/h]	66.2	68.4	66.3	63.9
Avg. Dist. to Rail [m]	4.4	1.4	1.1	1.4
Avg. Stride Freq. [Hz]	2.3	2.5	2.4	2.4
Avg. Stride Length [m]	6.0	7.5	7.5	7.2



- [] Ranking at each section and finish
- .-.- No data available at this section
- NA No data available



Horse/Jockey Name	Mishani Delta
Final Rank	10
Fastest Section Time (Section)	0:10.54 (600m)
Top Speed [km/h] (Section)	69.3 (600m)
Race State	Finished



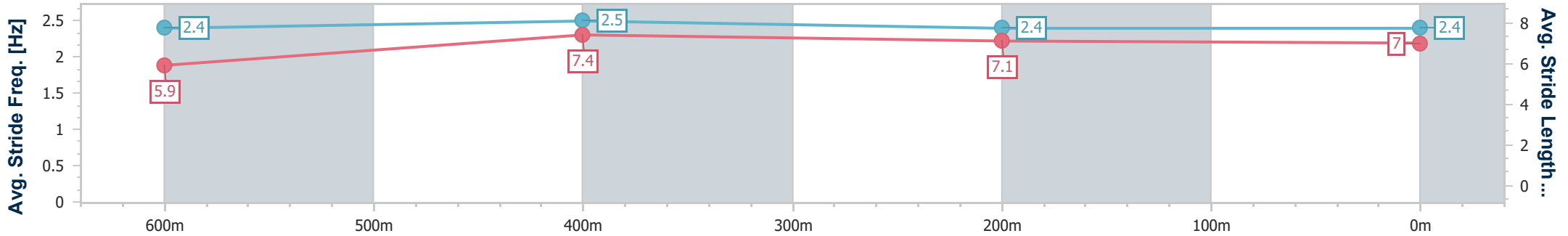
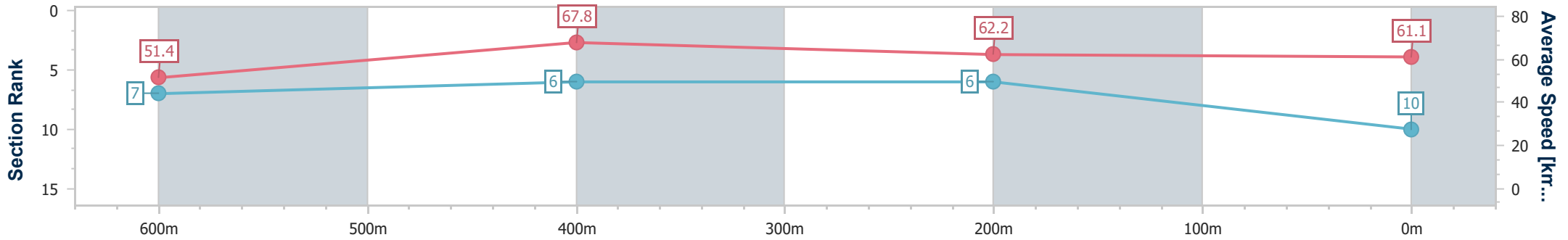
Ipswich QLD Professional
Race 2: BARRIER REEF POOLS QTIS Three-Year-Old Maiden Plate - 800m



09 August 2024 - 12:13

Track Rating: Soft 5, Weather: Fine, Rail Position: +10m Entire

Section	Overall	600m	400m	200m
Section Times	0:47.73 [10] (0:14.01)	0:33.72 [7] (0:10.54)	0:23.18 [6] (0:11.38)	0:11.80 [6] (0:11.80)
Average Speed [km/h]	51.4	67.8	62.2	61.1
Top Speed [km/h]	68.0	69.3	64.9	62.6
Avg. Dist. to Rail [m]	1.5	2.2	3.5	3.3
Avg. Stride Freq. [Hz]	2.4	2.5	2.4	2.4
Avg. Stride Length [m]	5.9	7.4	7.1	7.0



- [] Ranking at each section and finish
- .-.- No data available at this section
- NA No data available