



Ipswich QLD Professional
Race 3: LANCE'S 50TH MIDLIFE CRISIS Fillies and Mares Maiden
Handicap - 1100m
09 August 2024 - 12:49



Track Rating: Soft 5, Weather: Fine, Rail Position: +10m Entire

Section												Last 600m		
Field Times		Overall	1000m	800m	600m	400m	200m						0:35.49	
		1:05.29 (0:08.42)	0:56.87 (0:10.37)	0:46.50 (0:11.01)	0:35.49 (0:11.41)	0:24.08 (0:12.01)	0:12.07 (0:12.07)							
Rank	TAB	Horse/Jockey	Barrier	Top Speed [km/h]	Fastest Section							Margin	Distance Travelled [m]	
1	10	BENGAL DIAMOND Andrew Mallyon	8	67.9	0:08.51	1:05.29 [1] (0:08.51)	0:56.78 [4] (0:10.84)	0:45.94 [7] (0:10.95)	0:34.99 [7] (0:11.35)	0:23.64 [6] (0:11.61)	0:12.03 [2] (0:12.03)	1:05.29	0:34.99	
2	3	SOFALA Corey Sutherland	2	69.6	0:08.45	1:05.51 [2] (0:08.45)	0:57.06 [2] (0:10.50)	0:46.56 [2] (0:11.03)	0:35.53 [2] (0:11.23)	0:24.30 [1] (0:12.01)	0:12.29 [1] (0:12.29)	1.29L	0:35.53	-7
3	7	PRINCESS MONEYBAGS James Orman	10	68.3	0:08.75	1:05.84 [3] (0:08.75)	0:57.09 [8] (0:11.03)	0:46.06 [10] (0:10.98)	0:35.08 [10] (0:11.39)	0:23.69 [10] (0:11.47)	0:12.22 [6] (0:12.22)	3.25L	0:35.08	+1
4	5	SUPIDO ROSE Georgina Cartwright	5	68.7	0:08.59	1:06.04 [4] (0:08.59)	0:57.45 [6] (0:10.63)	0:46.82 [5] (0:10.99)	0:35.83 [6] (0:11.41)	0:24.42 [5] (0:11.88)	0:12.54 [3] (0:12.54)	4.43L	0:35.83	-4
5	4	FIERCE ROYALTY Cody Collis	1	69.3	0:08.58	1:06.04 [5] (0:08.58)	0:57.46 [5] (0:10.65)	0:46.81 [6] (0:10.96)	0:35.85 [5] (0:11.41)	0:24.44 [4] (0:11.96)	0:12.48 [5] (0:12.48)	4.44L	0:35.85	-6
6	2	GLISSA Angela Jones	7	68.9	0:08.48	1:06.19 [6] (0:08.48)	0:57.71 [3] (0:10.70)	0:47.01 [3] (0:10.94)	0:36.07 [4] (0:11.67)	0:24.40 [7] (0:12.15)	0:12.25 [9] (0:12.25)	5.31L	0:36.07	+4
7	8	CRYPT DE PIN Bailey Wheeler	9	68.5	0:08.86	1:06.20 [7] (0:08.86)	0:57.34 [9] (0:10.71)	0:46.63 [9] (0:10.91)	0:35.72 [9] (0:11.48)	0:24.24 [8] (0:11.77)	0:12.47 [7] (0:12.47)	5.39L	0:35.72	-3
8	13	TOXIC Stacey Callow	6	70.9	0:08.88	1:06.90 [8] (0:08.88)	0:58.02 [10] (0:10.32)	0:47.70 [4] (0:10.80)	0:36.90 [3] (0:11.58)	0:25.32 [3] (0:12.32)	0:13.00 [8] (0:13.00)	9.51L	0:36.90	-3
9	1	MORGANITE Chelsea Baker	13	71.7	0:08.42	1:07.08 [9] (0:08.42)	0:58.66 [1] (0:10.37)	0:48.29 [1] (0:11.01)	0:37.28 [1] (0:11.47)	0:25.81 [2] (0:12.23)	0:13.58 [4] (0:13.58)	10.54L	0:37.28	-1
10	11	SUMMER BRIDE Micheal Hellyer	3	68.1	0:08.73	1:09.08 [10] (0:08.73)	1:00.35 [7] (0:10.77)	0:49.58 [8] (0:10.85)	0:38.73 [8] (0:11.65)	0:27.08 [9] (0:12.37)	0:14.71 [10] (0:14.71)	22.32L	0:38.73	-5

Scratched: Nirvana Beauty (#12), Divine Gem (#6), Little Spark (#9)

[] Ranking at each section and finish
 -:-:- No data available at this section
 NA No data available
 SCN Saddle cloth number
 DNF Did not finish
 DNT Did not track



Horse/Jockey Name	Bengal Diamond
Final Rank	1
Fastest Section Time (Section)	0:08.51 (Overall)
Top Speed [km/h] (Section)	67.9 (1000m)
Race State	Finished



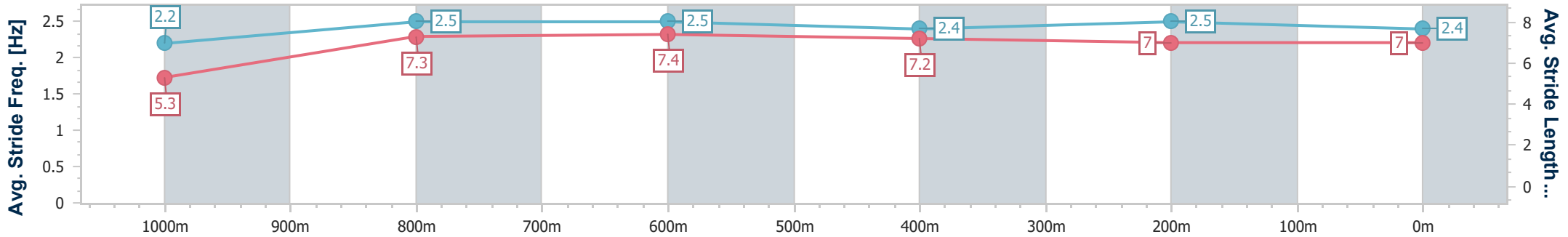
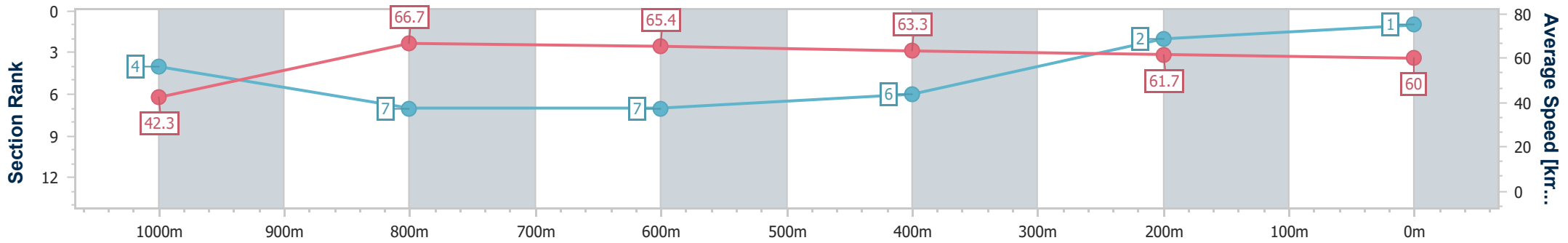
Ipswich QLD Professional
 Race 3: LANCE'S 50TH MIDLIFE CRISIS Fillies and Mares
 Maiden Handicap - 1100m



09 August 2024 - 12:49

Track Rating: Soft 5, Weather: Fine, Rail Position: +10m Entire

Section	Overall	1000m	800m	600m	400m	200m
Section Times	1:05.29 [1] (0:08.51)	0:56.78 [4] (0:10.84)	0:45.94 [7] (0:10.95)	0:34.99 [7] (0:11.35)	0:23.64 [6] (0:11.61)	0:12.03 [2] (0:12.03)
Average Speed [km/h]	42.3	66.7	65.4	63.3	61.7	60.0
Top Speed [km/h]	64.9	67.9	66.5	64.3	63.4	62.0
Avg. Dist. to Rail [m]	6.4	2.1	1.0	0.8	0.7	1.8
Avg. Stride Freq. [Hz]	2.2	2.5	2.5	2.4	2.5	2.4
Avg. Stride Length [m]	5.3	7.3	7.4	7.2	7.0	7.0



- [] Ranking at each section and finish
- .-.- No data available at this section
- NA No data available



Horse/Jockey Name	Sofala
Final Rank	2
Fastest Section Time (Section)	0:08.45 (Overall)
Top Speed [km/h] (Section)	69.6 (1000m)
Race State	Finished



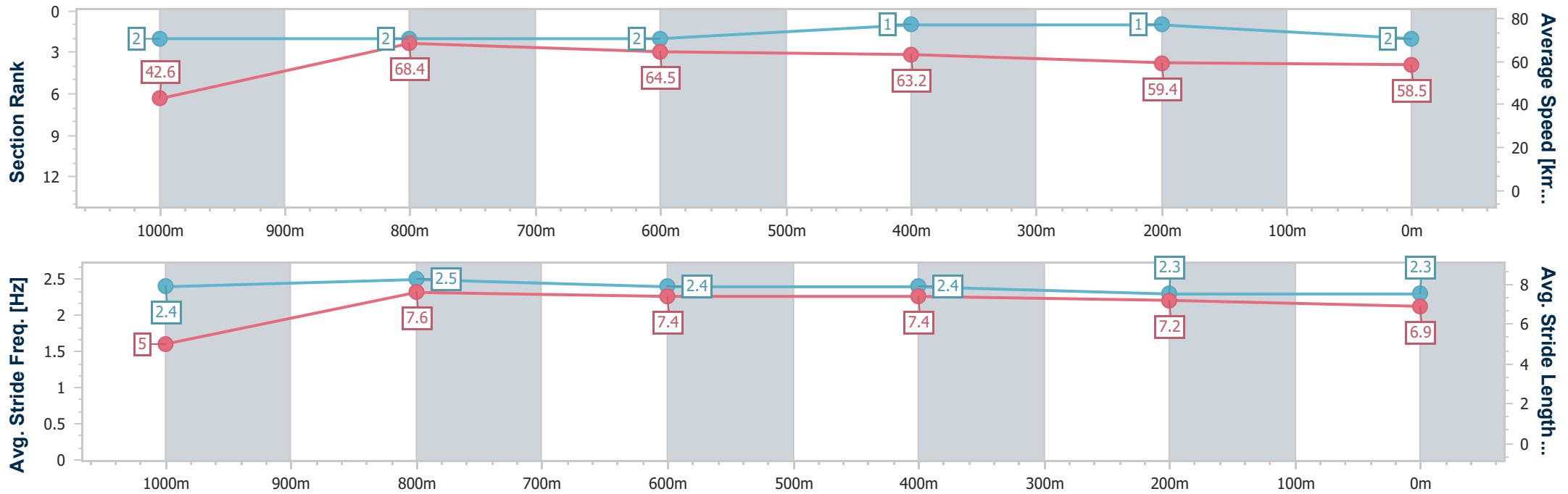
Ipswich QLD Professional
 Race 3: LANCE'S 50TH MIDLIFE CRISIS Fillies and Mares
 Maiden Handicap - 1100m



09 August 2024 - 12:49

Track Rating: Soft 5, Weather: Fine, Rail Position: +10m Entire

Section	Overall	1000m	800m	600m	400m	200m
Section Times	1:05.51 [2] (0:08.45)	0:57.06 [2] (0:10.50)	0:46.56 [2] (0:11.03)	0:35.53 [2] (0:11.23)	0:24.30 [1] (0:12.01)	0:12.29 [1] (0:12.29)
Average Speed [km/h]	42.6	68.4	64.5	63.2	59.4	58.5
Top Speed [km/h]	66.2	69.6	66.4	64.1	62.4	60.5
Avg. Dist. to Rail [m]	2.2	1.2	2.5	3.1	2.6	0.6
Avg. Stride Freq. [Hz]	2.4	2.5	2.4	2.4	2.3	2.3
Avg. Stride Length [m]	5.0	7.6	7.4	7.4	7.2	6.9



- [] Ranking at each section and finish
- .-.- No data available at this section
- NA No data available



Horse/Jockey Name	Princess Moneybags
Final Rank	3
Fastest Section Time (Section)	0:08.75 (Overall)
Top Speed [km/h] (Section)	68.3 (1000m)
Race State	Finished



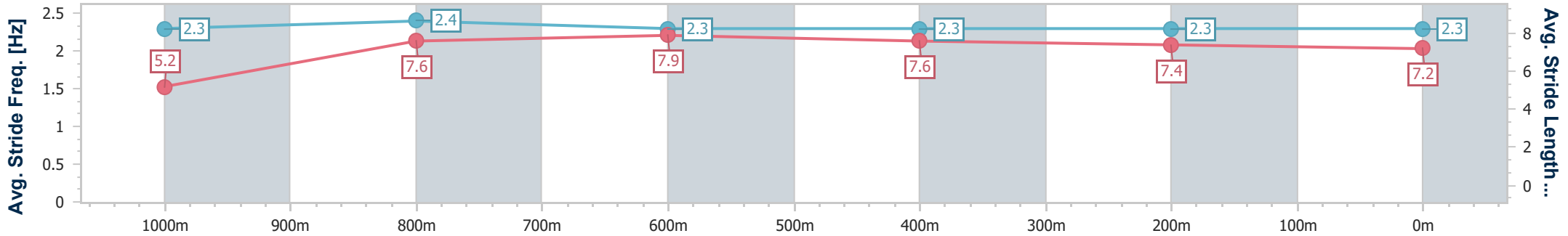
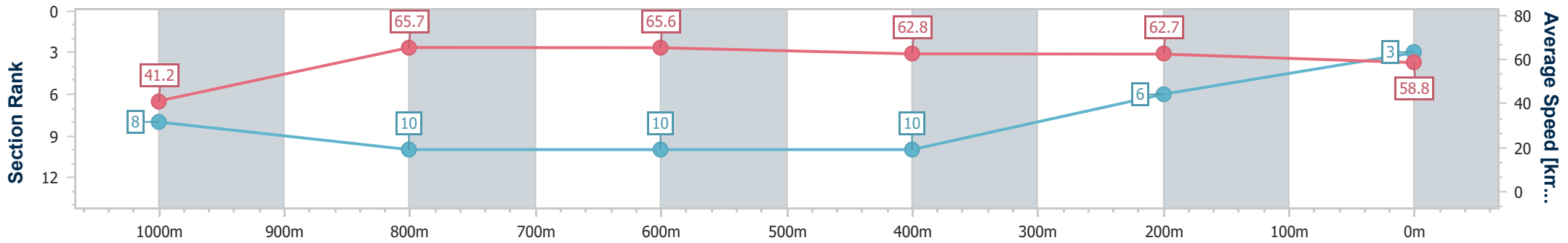
Ipswich QLD Professional
 Race 3: LANCE'S 50TH MIDLIFE CRISIS Fillies and Mares
 Maiden Handicap - 1100m



09 August 2024 - 12:49

Track Rating: Soft 5, Weather: Fine, Rail Position: +10m Entire

Section	Overall	1000m	800m	600m	400m	200m
Section Times	1:05.84 [3] (0:08.75)	0:57.09 [8] (0:11.03)	0:46.06 [10] (0:10.98)	0:35.08 [10] (0:11.39)	0:23.69 [10] (0:11.47)	0:12.22 [6]
Average Speed [km/h]	41.2	65.7	65.6	62.8	62.7	58.8
Top Speed [km/h]	63.3	68.3	66.3	64.4	63.9	60.2
Avg. Dist. to Rail [m]	9.7	2.9	0.6	0.7	0.9	1.9
Avg. Stride Freq. [Hz]	2.3	2.4	2.3	2.3	2.3	2.3
Avg. Stride Length [m]	5.2	7.6	7.9	7.6	7.4	7.2



- [] Ranking at each section and finish
- .-.- No data available at this section
- NA No data available



Horse/Jockey Name	Supido Rose
Final Rank	4
Fastest Section Time (Section)	0:08.59 (Overall)
Top Speed [km/h] (Section)	68.7 (1000m)
Race State	Finished



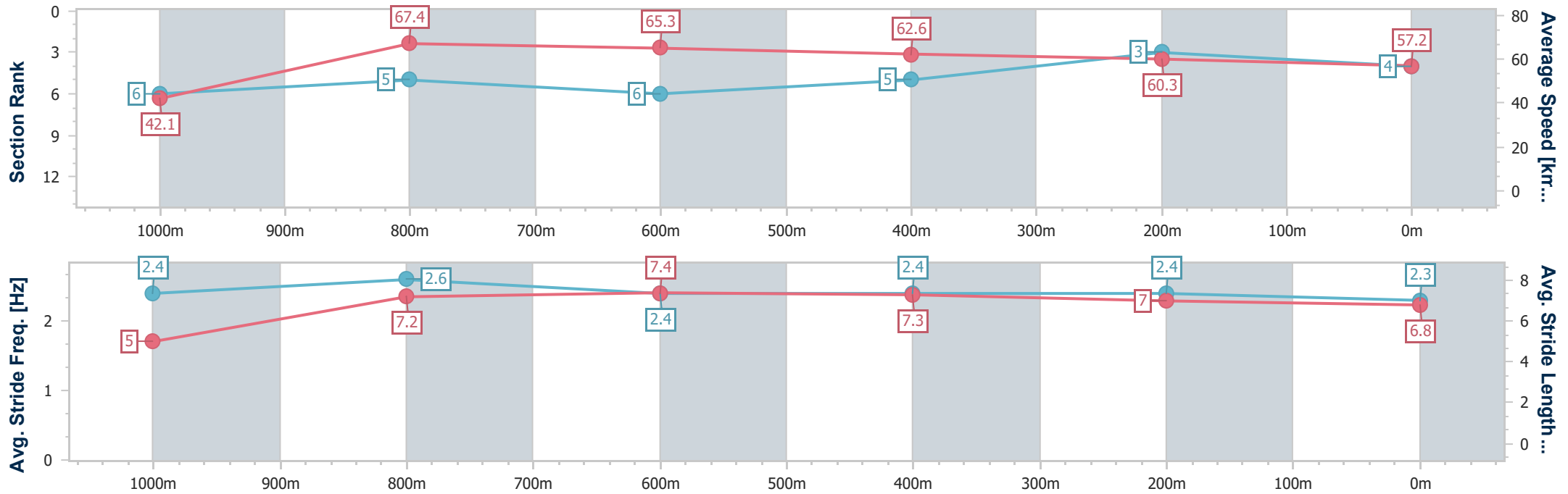
Ipswich QLD Professional
 Race 3: LANCE'S 50TH MIDLIFE CRISIS Fillies and Mares
 Maiden Handicap - 1100m



09 August 2024 - 12:49

Track Rating: Soft 5, Weather: Fine, Rail Position: +10m Entire

Section	Overall	1000m	800m	600m	400m	200m
Section Times	1:06.04 [4] (0:08.59)	0:57.45 [6] (0:10.63)	0:46.82 [5] (0:10.99)	0:35.83 [6] (0:11.41)	0:24.42 [5] (0:11.88)	0:12.54 [3] (0:12.54)
Average Speed [km/h]	42.1	67.4	65.3	62.6	60.3	57.2
Top Speed [km/h]	64.5	68.7	67.4	63.3	62.6	58.2
Avg. Dist. to Rail [m]	3.7	0.7	1.4	1.9	1.2	0.5
Avg. Stride Freq. [Hz]	2.4	2.6	2.4	2.4	2.4	2.3
Avg. Stride Length [m]	5.0	7.2	7.4	7.3	7.0	6.8



- [] Ranking at each section and finish
- .-.- No data available at this section
- NA No data available



Horse/Jockey Name	Fierce Royalty
Final Rank	5
Fastest Section Time (Section)	0:08.58 (Overall)
Top Speed [km/h] (Section)	69.3 (1000m)
Race State	Finished



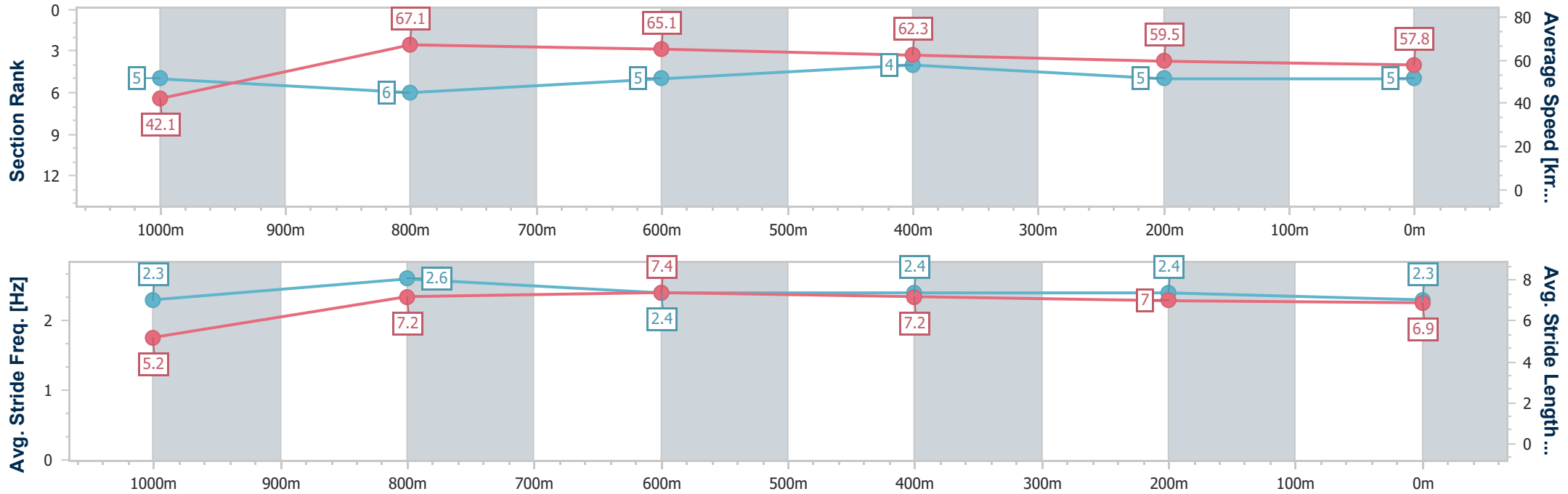
Ipswich QLD Professional
 Race 3: LANCE'S 50TH MIDLIFE CRISIS Fillies and Mares
 Maiden Handicap - 1100m



09 August 2024 - 12:49

Track Rating: Soft 5, Weather: Fine, Rail Position: +10m Entire

Section	Overall	1000m	800m	600m	400m	200m
Section Times	1:06.04 [5] (0:08.58)	0:57.46 [5] (0:10.65)	0:46.81 [6] (0:10.96)	0:35.85 [5] (0:11.41)	0:24.44 [4] (0:11.96)	0:12.48 [5] (0:12.48)
Average Speed [km/h]	42.1	67.1	65.1	62.3	59.5	57.8
Top Speed [km/h]	64.3	69.3	66.9	63.2	61.6	58.1
Avg. Dist. to Rail [m]	1.1	1.5	2.5	2.8	2.5	2.0
Avg. Stride Freq. [Hz]	2.3	2.6	2.4	2.4	2.4	2.3
Avg. Stride Length [m]	5.2	7.2	7.4	7.2	7.0	6.9



- [] Ranking at each section and finish
- .-.- No data available at this section
- NA No data available



Horse/Jockey Name	Glissa
Final Rank	6
Fastest Section Time (Section)	0:08.48 (Overall)
Top Speed [km/h] (Section)	68.9 (1000m)
Race State	Finished



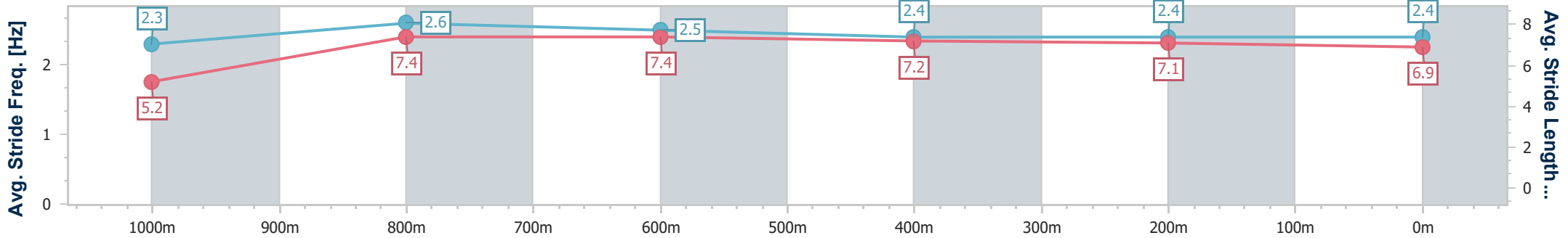
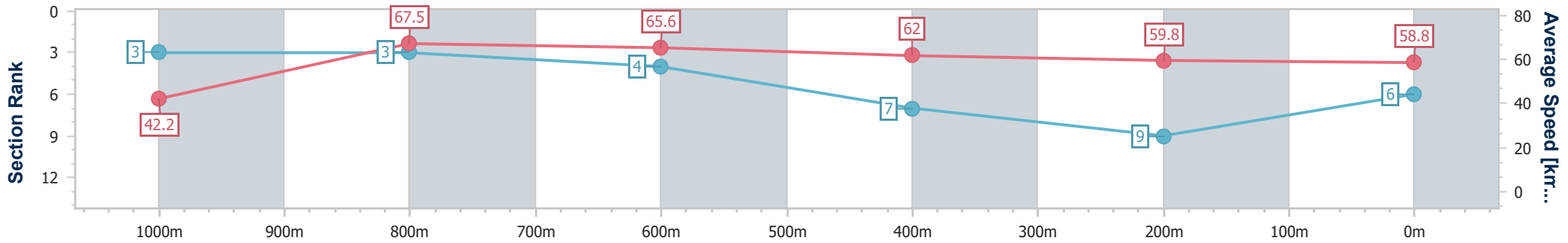
Ipswich QLD Professional
 Race 3: LANCE'S 50TH MIDLIFE CRISIS Fillies and Mares
 Maiden Handicap - 1100m



09 August 2024 - 12:49

Track Rating: Soft 5, Weather: Fine, Rail Position: +10m Entire

Section	Overall	1000m	800m	600m	400m	200m
Section Times	1:06.19 [6] (0:08.48)	0:57.71 [3] (0:10.70)	0:47.01 [3] (0:10.94)	0:36.07 [4] (0:11.67)	0:24.40 [7] (0:12.15)	0:12.25 [9] (0:12.25)
Average Speed [km/h]	42.2	67.5	65.6	62.0	59.8	58.8
Top Speed [km/h]	64.3	68.9	66.8	64.2	61.3	60.1
Avg. Dist. to Rail [m]	5.8	1.7	0.6	0.9	3.4	4.8
Avg. Stride Freq. [Hz]	2.3	2.6	2.5	2.4	2.4	2.4
Avg. Stride Length [m]	5.2	7.4	7.4	7.2	7.1	6.9



- [] Ranking at each section and finish
- .-.- No data available at this section
- NA No data available



Horse/Jockey Name	Crypt De Pin
Final Rank	7
Fastest Section Time (Section)	0:08.86 (Overall)
Top Speed [km/h] (Section)	68.5 (1000m)
Race State	Finished



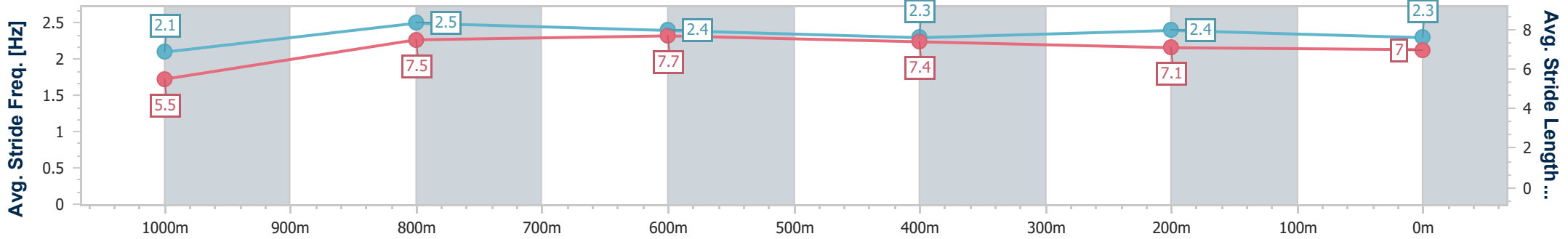
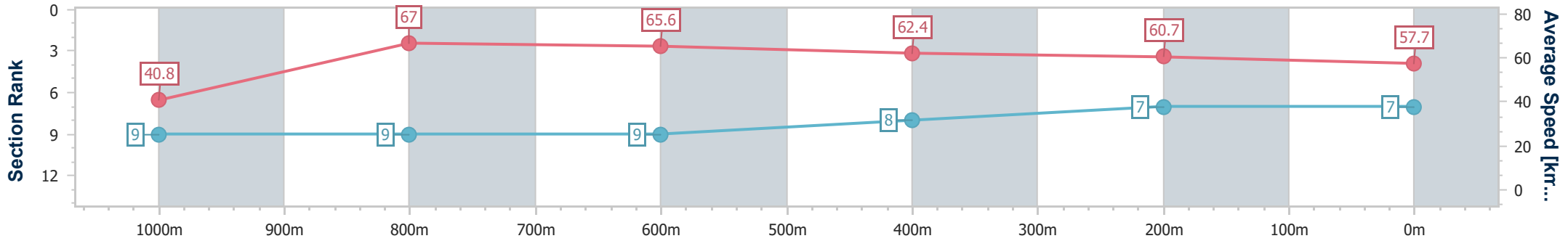
Ipswich QLD Professional
 Race 3: LANCE'S 50TH MIDLIFE CRISIS Fillies and Mares
 Maiden Handicap - 1100m



09 August 2024 - 12:49

Track Rating: Soft 5, Weather: Fine, Rail Position: +10m Entire

Section	Overall	1000m	800m	600m	400m	200m
Section Times	1:06.20 [7] (0:08.86)	0:57.34 [9] (0:10.71)	0:46.63 [9] (0:10.91)	0:35.72 [9] (0:11.48)	0:24.24 [8] (0:11.77)	0:12.47 [7] (0:12.47)
Average Speed [km/h]	40.8	67.0	65.6	62.4	60.7	57.7
Top Speed [km/h]	63.2	68.5	68.1	63.4	63.4	58.8
Avg. Dist. to Rail [m]	6.8	1.1	1.5	1.6	0.9	0.2
Avg. Stride Freq. [Hz]	2.1	2.5	2.4	2.3	2.4	2.3
Avg. Stride Length [m]	5.5	7.5	7.7	7.4	7.1	7.0



- [] Ranking at each section and finish
- .-.- No data available at this section
- NA No data available



Horse/Jockey Name	Toxic
Final Rank	8
Fastest Section Time (Section)	0:08.88 (Overall)
Top Speed [km/h] (Section)	70.9 (1000m)
Race State	Finished



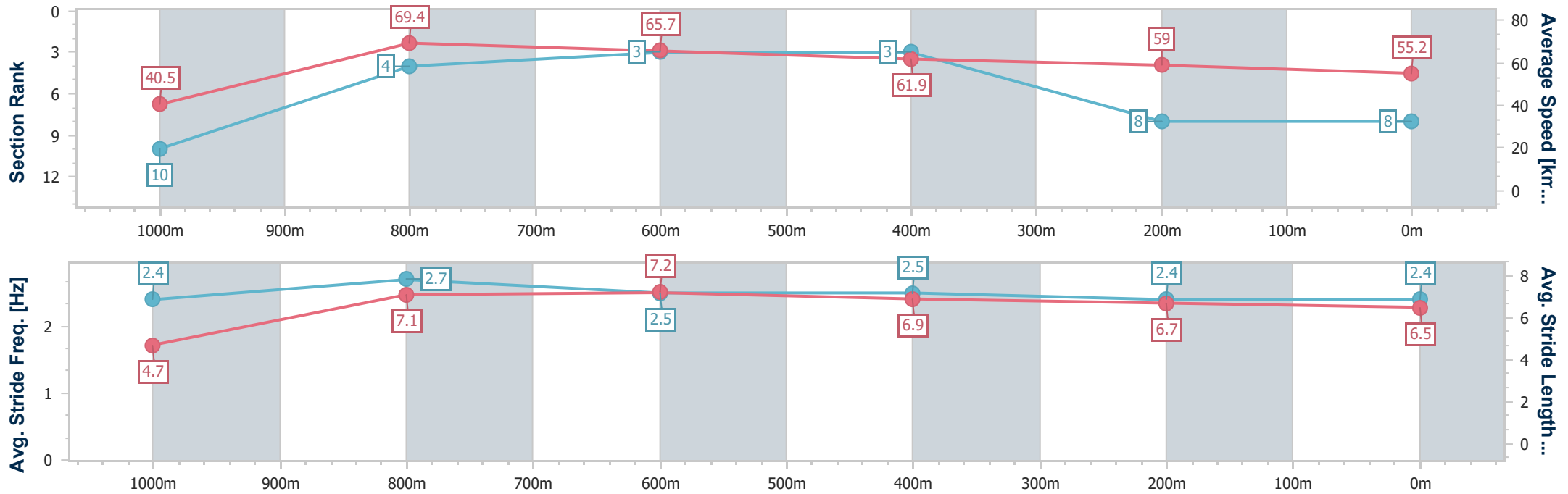
Ipswich QLD Professional
 Race 3: LANCE'S 50TH MIDLIFE CRISIS Fillies and Mares
 Maiden Handicap - 1100m



09 August 2024 - 12:49

Track Rating: Soft 5, Weather: Fine, Rail Position: +10m Entire

Section	Overall	1000m	800m	600m	400m	200m
Section Times	1:06.90 [8] (0:08.88)	0:58.02 [10] (0:10.32)	0:47.70 [4] (0:10.80)	0:36.90 [3] (0:11.58)	0:25.32 [3] (0:12.32)	0:13.00 [8] (0:13.00)
Average Speed [km/h]	40.5	69.4	65.7	61.9	59.0	55.2
Top Speed [km/h]	67.9	70.9	67.5	64.3	61.6	56.6
Avg. Dist. to Rail [m]	5.8	2.3	4.0	1.4	2.8	4.5
Avg. Stride Freq. [Hz]	2.4	2.7	2.5	2.5	2.4	2.4
Avg. Stride Length [m]	4.7	7.1	7.2	6.9	6.7	6.5



- [] Ranking at each section and finish
- .-.- No data available at this section
- NA No data available



Horse/Jockey Name	Morganite
Final Rank	9
Fastest Section Time (Section)	0:08.42 (Overall)
Top Speed [km/h] (Section)	71.7 (1000m)
Race State	Finished



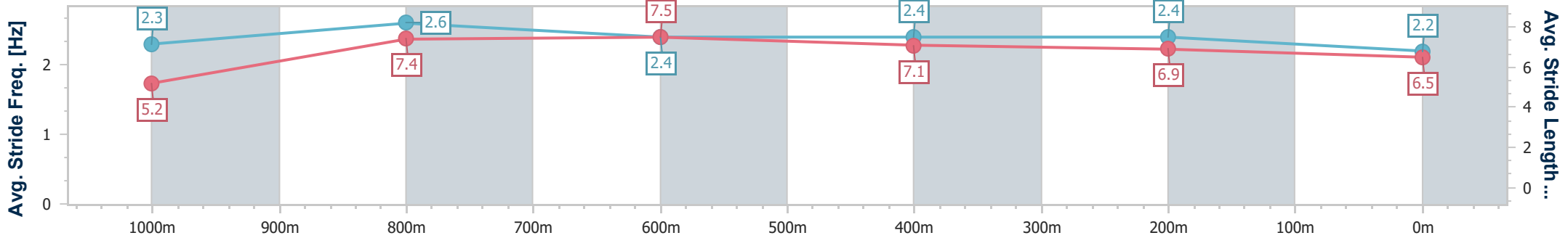
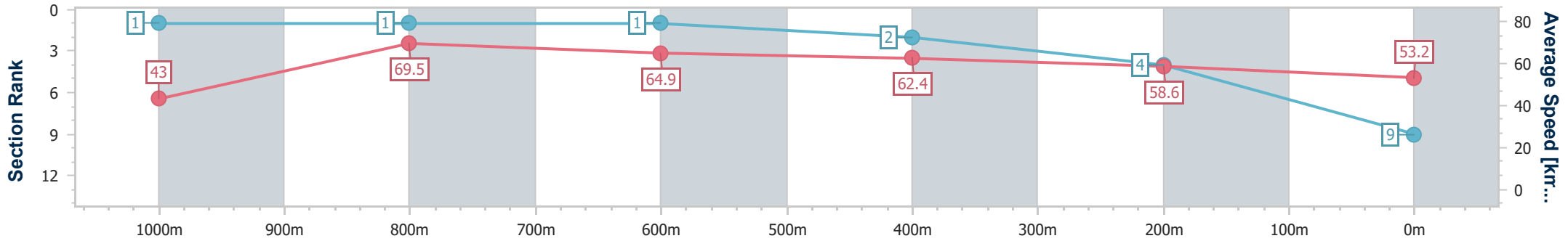
Ipswich QLD Professional
 Race 3: LANCE'S 50TH MIDLIFE CRISIS Fillies and Mares
 Maiden Handicap - 1100m



09 August 2024 - 12:49

Track Rating: Soft 5, Weather: Fine, Rail Position: +10m Entire

Section	Overall	1000m	800m	600m	400m	200m
Section Times	1:07.08 [9] (0:08.42)	0:58.66 [1] (0:10.37)	0:48.29 [1] (0:11.01)	0:37.28 [1] (0:11.47)	0:25.81 [2] (0:12.23)	0:13.58 [4] (0:13.58)
Average Speed [km/h]	43.0	69.5	64.9	62.4	58.6	53.2
Top Speed [km/h]	67.2	71.7	67.5	63.3	61.6	56.1
Avg. Dist. to Rail [m]	9.4	2.9	1.7	2.1	0.4	1.0
Avg. Stride Freq. [Hz]	2.3	2.6	2.4	2.4	2.4	2.2
Avg. Stride Length [m]	5.2	7.4	7.5	7.1	6.9	6.5



- [] Ranking at each section and finish
- .-.- No data available at this section
- NA No data available



Horse/Jockey Name	Summer Bride
Final Rank	10
Fastest Section Time (Section)	0:08.73 (Overall)
Top Speed [km/h] (Section)	68.1 (1000m)
Race State	Finished



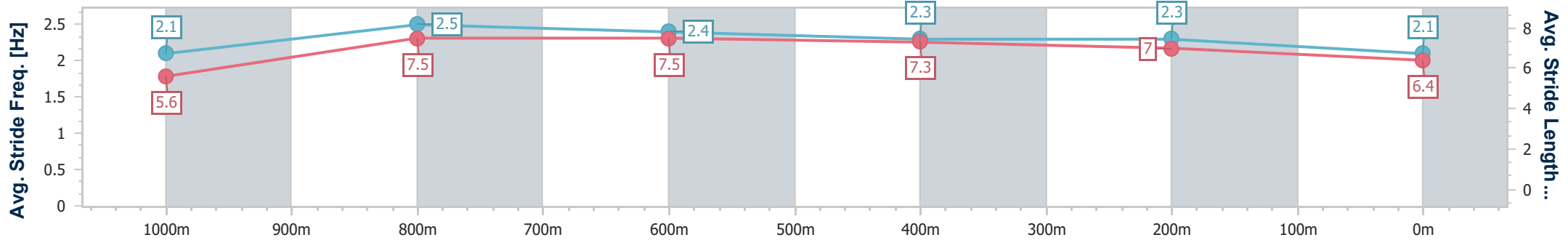
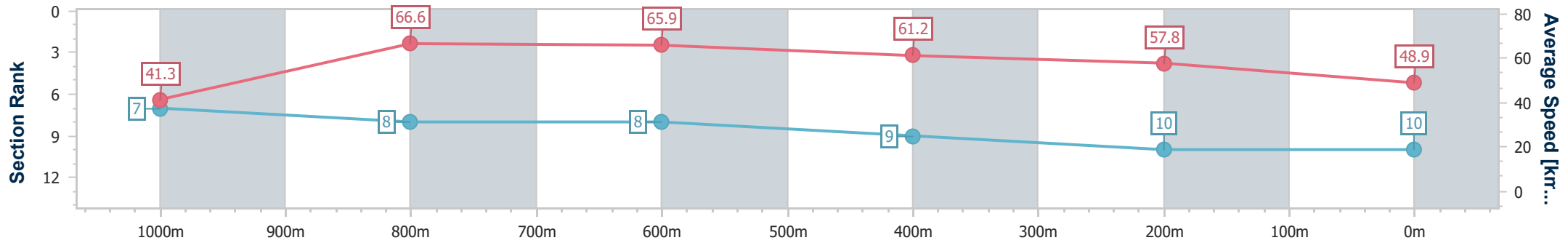
Ipswich QLD Professional
 Race 3: LANCE'S 50TH MIDLIFE CRISIS Fillies and Mares
 Maiden Handicap - 1100m



09 August 2024 - 12:49

Track Rating: Soft 5, Weather: Fine, Rail Position: +10m Entire

Section	Overall	1000m	800m	600m	400m	200m
Section Times	1:09.08 [10] (0:08.73)	1:00.35 [7] (0:10.77)	0:49.58 [8] (0:10.85)	0:38.73 [8] (0:11.65)	0:27.08 [9] (0:12.37)	0:14.71 [10] (0:14.71)
Average Speed [km/h]	41.3	66.6	65.9	61.2	57.8	48.9
Top Speed [km/h]	62.4	68.1	67.1	62.6	59.8	55.4
Avg. Dist. to Rail [m]	2.8	1.1	1.7	2.1	2.3	1.3
Avg. Stride Freq. [Hz]	2.1	2.5	2.4	2.3	2.3	2.1
Avg. Stride Length [m]	5.6	7.5	7.5	7.3	7.0	6.4



- [] Ranking at each section and finish
- .-.- No data available at this section
- NA No data available