



Ipswich QLD Professional
Race 9: RAY WHITE IPSWICH Colts, Geldings and Entires RATINGS
BAND 0 - 58 Handicap - 1350m
09 August 2024 - 16:24



Track Rating: Soft 5, Weather: Fine, Rail Position: +10m Entire

Section												Last 600m	
Field Times												0:36.52	
	Overall	1200m	1000m	800m	600m	400m							
	1:22.19 (0:11.49)	1:10.70 (0:11.06)	0:59.64 (0:11.46)	0:48.18 (0:11.66)	0:36.52 (0:11.81)	0:24.71 (0:12.24)							
Rank	TAB	Horse/Jockey	Barrier	Top Speed [km/h]	Fastest Section							Distance Travelled [m]	
1	10	PARUES Taylor Marshall	10	65.5 1200m	0:11.06 1200m	1:22.19 [1] (0:11.49)	1:10.70 [1] (0:11.06)	0:59.64 [1] (0:11.46)	0:48.18 [1] (0:11.66)	0:36.52 [1] (0:11.81)	0:24.71 [1] (0:12.24)	0:36.52	
2	4	GAELIC THUNDER Nathan Evans	15	63.4 1000m	0:11.46 1200m	1:22.43 [2] (0:12.02)	1:10.41 [9] (0:11.46)	0:58.95 [10] (0:11.49)	0:47.46 [10] (0:11.59)	0:35.87 [10] (0:11.60)	0:24.27 [9] (0:12.10)	0:35.87	+6
3	6	WORTHY ESSGEE Anthony Allen	5	64.9 1200m	0:11.23 1200m	1:22.61 [3] (0:11.67)	1:10.94 [5] (0:11.23)	0:59.71 [5] (0:11.36)	0:48.35 [5] (0:11.65)	0:36.70 [5] (0:11.79)	0:24.91 [3] (0:12.10)	0:36.70	+1
4	11	STEP ON FIRE Luke Tarrant	8	64.1 1200m	0:11.32 1200m	1:22.61 [4] (0:11.61)	1:11.00 [4] (0:11.32)	0:59.68 [6] (0:11.50)	0:48.18 [6] (0:11.69)	0:36.49 [6] (0:11.90)	0:24.59 [8] (0:12.08)	0:36.49	+4
5	3	TOOLATEMATE Bailey Wheeler	3	66.2 1200m	0:11.11 1200m	1:22.73 [5] (0:11.78)	1:10.95 [6] (0:11.11)	0:59.84 [4] (0:11.34)	0:48.50 [4] (0:11.66)	0:36.84 [4] (0:11.88)	0:24.96 [4] (0:12.18)	0:36.84	-2
6	12	ASGOODASYOUGETT Nozi Tomizawa	4	64.2 1200m	0:11.30 1200m	1:22.92 [6] (0:11.82)	1:11.10 [7] (0:11.30)	0:59.80 [7] (0:11.37)	0:48.43 [7] (0:11.66)	0:36.77 [7] (0:11.85)	0:24.92 [6] (0:12.14)	0:36.77	+0
7	7	SARODEC Angela Jones	7	64.6 1200m	0:11.26 1200m	1:22.96 [7] (0:12.00)	1:10.96 [8] (0:11.26)	0:59.70 [8] (0:11.46)	0:48.24 [8] (0:11.58)	0:36.66 [8] (0:11.70)	0:24.96 [7] (0:12.21)	0:36.66	+6
8	2	TEE AMICI Samantha Collett	12	66.1 1200m	0:11.02 1200m	1:23.05 [8] (0:11.57)	1:11.48 [3] (0:11.02)	1:00.46 [2] (0:11.45)	0:49.01 [2] (0:11.66)	0:37.35 [2] (0:11.83)	0:25.52 [2] (0:12.41)	0:37.35	+1
9	1	OUTLAW JOSEY WALES Fiona Sandkuhl	11	65.4 1200m	0:11.18 1200m	1:23.23 [9] (0:12.22)	1:11.01 [10] (0:11.18)	0:59.83 [9] (0:11.39)	0:48.44 [9] (0:11.59)	0:36.85 [9] (0:11.87)	0:24.98 [10] (0:12.07)	0:36.85	+0
10	9	ITALIAN AWARD Andrew Mallyon	13	65.5 1200m	0:11.12 1200m	1:24.39 [10] (0:11.52)	1:12.87 [2] (0:11.12)	1:01.75 [3] (0:11.51)	0:50.24 [3] (0:11.68)	0:38.56 [3] (0:11.96)	0:26.60 [5] (0:12.60)	0:38.56	+5

Scratched: Crazy Eyed Fred (#8), Mantinello (#14), Biggie (#15), Mighty Judd (#5), Super Rupert (#16), Hooks (#13)

[] Ranking at each section and finish
 -:-:- No data available at this section
 NA No data available

SCN Saddle cloth number
 DNF Did not finish
 DNT Did not track



Ipswich QLD Professional
Race 9: RAY WHITE IPSWICH Colts, Geldings and Entires RATINGS
BAND 0 - 58 Handicap - 1350m
09 August 2024 - 16:24



Track Rating: Soft 5, Weather: Fine, Rail Position: +10m Entire

Section				200m				Last 600m	
Field Times				0:12.47 (0:12.47)				0:36.52	
Rank	TAB	Horse/Jockey	Barrier	Top Speed [km/h]	Fastest Section	Margin			Distance Travelled [m]
1	10	PARUES Taylor Marshall	10	65.5 1200m	0:11.06 1200m	0:12.47 [1] (0:12.47)	1:22.19		0:36.52
2	4	GAELIC THUNDER Nathan Evans	15	63.4 1000m	0:11.46 1200m	0:12.17 [8] (0:12.17)	1.39L		0:35.87 +6
3	6	WORTHY ESSGEE Anthony Allen	5	64.9 1200m	0:11.23 1200m	0:12.81 [2] (0:12.81)	2.47L		0:36.70 +1
4	11	STEP ON FIRE Luke Tarrant	8	64.1 1200m	0:11.32 1200m	0:12.51 [5] (0:12.51)	2.49L		0:36.49 +4
5	3	TOOLATEMATE Bailey Wheeler	3	66.2 1200m	0:11.11 1200m	0:12.78 [4] (0:12.78)	3.17L		0:36.84 -2
6	12	ASGOODASYOUGETT Nozi Tomizawa	4	64.2 1200m	0:11.30 1200m	0:12.78 [6] (0:12.78)	4.29L		0:36.77 +0
7	7	SARODEC Angela Jones	7	64.6 1200m	0:11.26 1200m	0:12.75 [7] (0:12.75)	4.52L		0:36.66 +6
8	2	TEE AMICI Samantha Collett	12	66.1 1200m	0:11.02 1200m	0:13.11 [3] (0:13.11)	5.08L		0:37.35 +1
9	1	OUTLAW JOSEY WALES Fiona Sandkuhl	11	65.4 1200m	0:11.18 1200m	0:12.91 [9] (0:12.91)	6.12L		0:36.85 +0
10	9	ITALIAN AWARD Andrew Mallyon	13	65.5 1200m	0:11.12 1200m	0:14.00 [10] (0:14.00)	12.95L		0:38.56 +5

Scratched: Crazy Eyed Fred (#8), Mantinello (#14), Biggie (#15), Mighty Judd (#5), Super Rupert (#16), Hooks (#13)

[] Ranking at each section and finish
 -:-:- No data available at this section
 NA No data available
 SCN Saddle cloth number
 DNF Did not finish
 DNT Did not track



Horse/Jockey Name	Parues
Final Rank	1
Fastest Section Time (Section)	0:11.06 (1200m)
Top Speed [km/h] (Section)	65.5 (1200m)
Race State	Finished



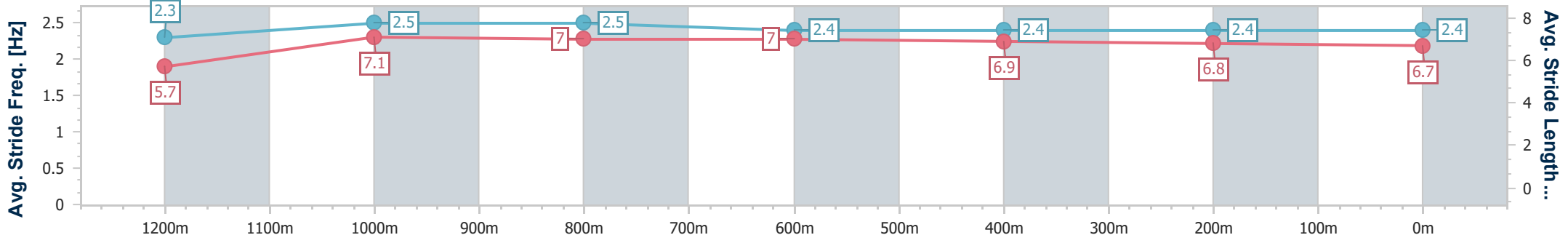
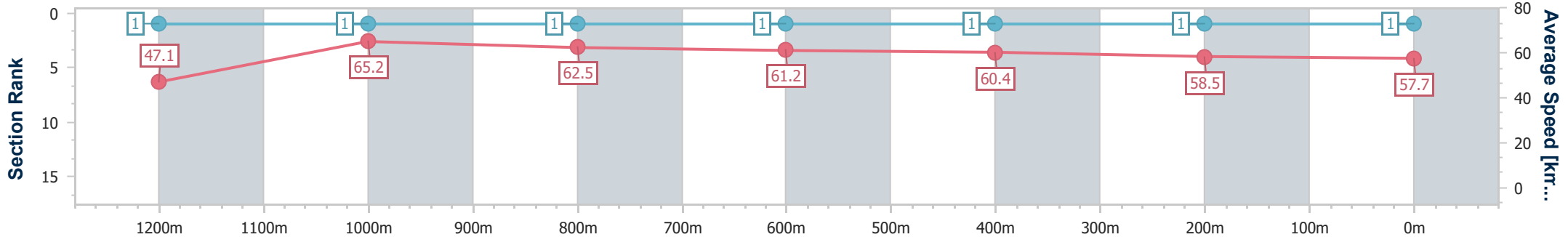
Ipswich QLD Professional
 Race 9: RAY WHITE IPSWICH Colts, Geldings and Entires
 RATINGS BAND 0 - 58 Handicap - 1350m



09 August 2024 - 16:24

Track Rating: Soft 5, Weather: Fine, Rail Position: +10m Entire

Section	Overall	1200m	1000m	800m	600m	400m	200m
Section Times	1:22.19 [1] (0:11.49)	1:10.70 [1] (0:11.06)	0:59.64 [1] (0:11.46)	0:48.18 [1] (0:11.66)	0:36.52 [1] (0:11.81)	0:24.71 [1] (0:12.24)	0:12.47 [1] (0:12.47)
Average Speed [km/h]	47.1	65.2	62.5	61.2	60.4	58.5	57.7
Top Speed [km/h]	63.7	65.5	63.8	61.9	61.6	59.2	59.4
Avg. Dist. to Rail [m]	2.2	1.0	1.6	2.0	1.6	1.7	1.6
Avg. Stride Freq. [Hz]	2.3	2.5	2.5	2.4	2.4	2.4	2.4
Avg. Stride Length [m]	5.7	7.1	7.0	7.0	6.9	6.8	6.7



- [] Ranking at each section and finish
- .-.- No data available at this section
- NA No data available



Horse/Jockey Name	Gaelic Thunder
Final Rank	2
Fastest Section Time (Section)	0:11.46 (1200m)
Top Speed [km/h] (Section)	63.4 (1000m)
Race State	Finished



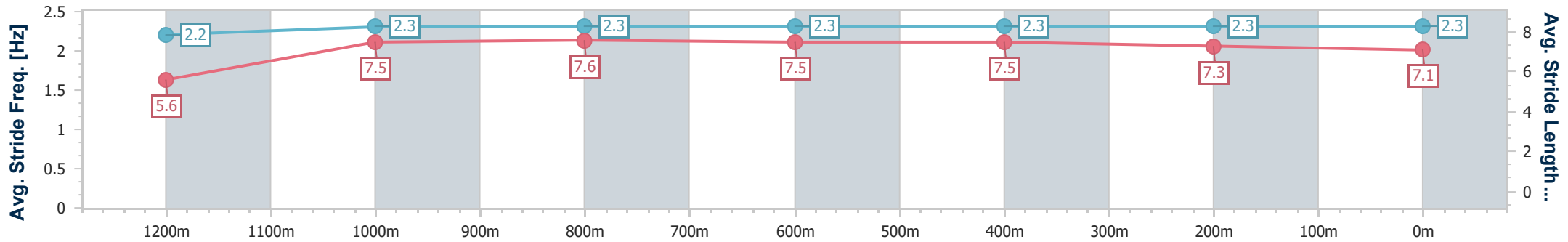
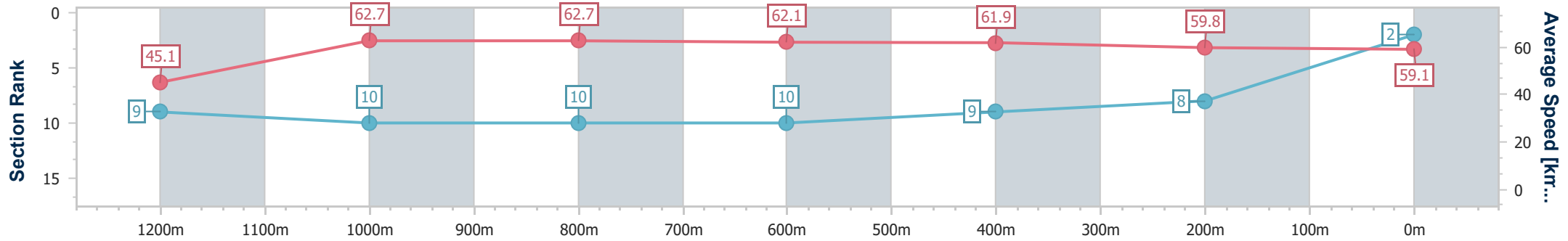
Ipswich QLD Professional
 Race 9: RAY WHITE IPSWICH Colts, Geldings and Entires
 RATINGS BAND 0 - 58 Handicap - 1350m



09 August 2024 - 16:24

Track Rating: Soft 5, Weather: Fine, Rail Position: +10m Entire

Section	Overall	1200m	1000m	800m	600m	400m	200m
Section Times	1:22.43 [2] (0:12.02)	1:10.41 [9] (0:11.46)	0:58.95 [10] (0:11.49)	0:47.46 [10] (0:11.59)	0:35.87 [10] (0:11.60)	0:24.27 [9] (0:12.10)	0:12.17 [8]
Average Speed [km/h]	45.1	62.7	62.7	62.1	61.9	59.8	59.1
Top Speed [km/h]	62.3	63.1	63.4	62.7	62.9	60.7	60.4
Avg. Dist. to Rail [m]	5.2	1.2	0.2	0.6	0.3	2.3	3.7
Avg. Stride Freq. [Hz]	2.2	2.3	2.3	2.3	2.3	2.3	2.3
Avg. Stride Length [m]	5.6	7.5	7.6	7.5	7.5	7.3	7.1



- [] Ranking at each section and finish
- .-.- No data available at this section
- NA No data available



Horse/Jockey Name	Worthy Essgee
Final Rank	3
Fastest Section Time (Section)	0:11.23 (1200m)
Top Speed [km/h] (Section)	64.9 (1200m)
Race State	Finished



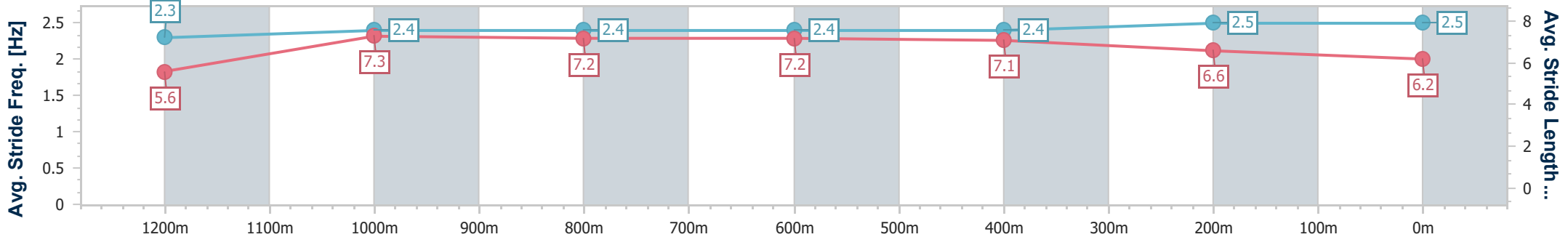
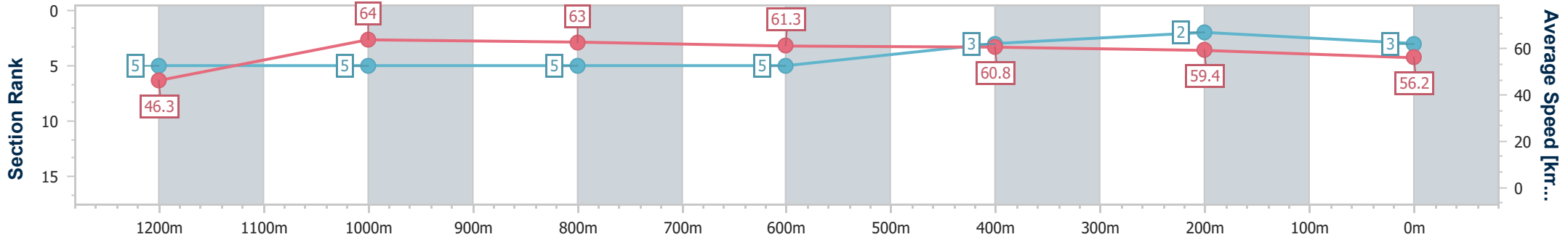
Ipswich QLD Professional
 Race 9: RAY WHITE IPSWICH Colts, Geldings and Entires
 RATINGS BAND 0 - 58 Handicap - 1350m



09 August 2024 - 16:24

Track Rating: Soft 5, Weather: Fine, Rail Position: +10m Entire

Section	Overall	1200m	1000m	800m	600m	400m	200m
Section Times	1:22.61 [3] (0:11.67)	1:10.94 [5] (0:11.23)	0:59.71 [5] (0:11.36)	0:48.35 [5] (0:11.65)	0:36.70 [5] (0:11.79)	0:24.91 [3] (0:12.10)	0:12.81 [2] (0:12.81)
Average Speed [km/h]	46.3	64.0	63.0	61.3	60.8	59.4	56.2
Top Speed [km/h]	61.8	64.9	64.1	62.1	61.3	60.7	58.8
Avg. Dist. to Rail [m]	1.1	0.9	1.6	1.7	1.2	0.6	1.7
Avg. Stride Freq. [Hz]	2.3	2.4	2.4	2.4	2.4	2.5	2.5
Avg. Stride Length [m]	5.6	7.3	7.2	7.2	7.1	6.6	6.2



- [] Ranking at each section and finish
- .-.- No data available at this section
- NA No data available



Horse/Jockey Name	Step On Fire
Final Rank	4
Fastest Section Time (Section)	0:11.32 (1200m)
Top Speed [km/h] (Section)	64.1 (1200m)
Race State	Finished



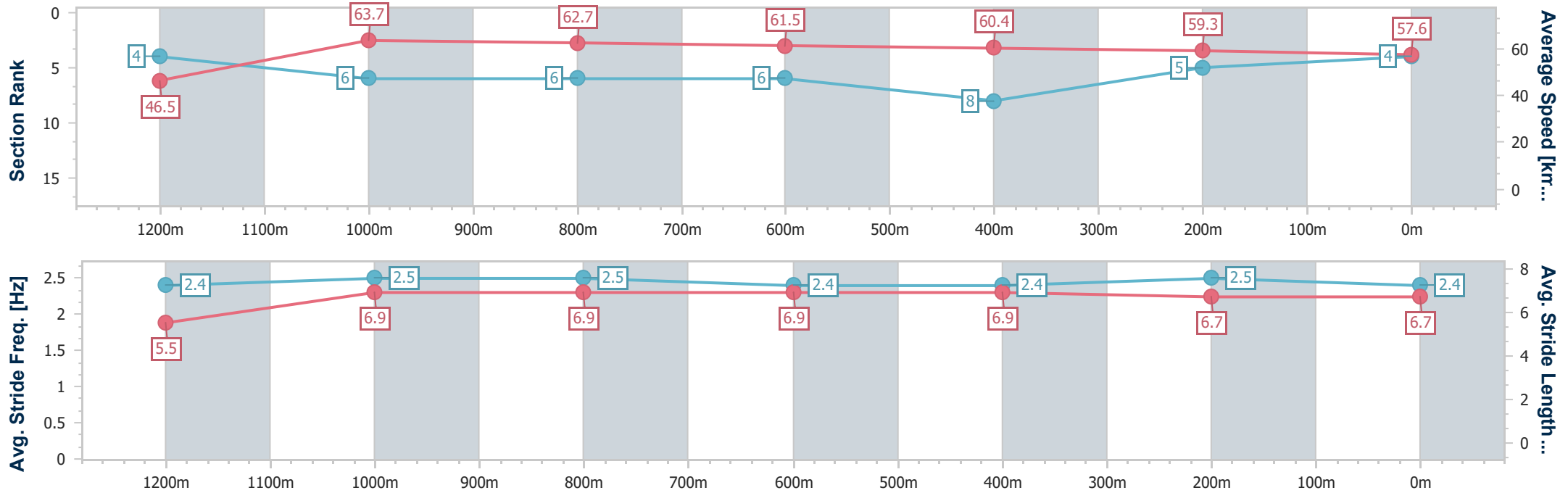
Ipswich QLD Professional
 Race 9: RAY WHITE IPSWICH Colts, Geldings and Entires
 RATINGS BAND 0 - 58 Handicap - 1350m



09 August 2024 - 16:24

Track Rating: Soft 5, Weather: Fine, Rail Position: +10m Entire

Section	Overall	1200m	1000m	800m	600m	400m	200m
Section Times	1:22.61 [4] (0:11.61)	1:11.00 [4] (0:11.32)	0:59.68 [6] (0:11.50)	0:48.18 [6] (0:11.69)	0:36.49 [6] (0:11.90)	0:24.59 [8] (0:12.08)	0:12.51 [5] (0:12.51)
Average Speed [km/h]	46.5	63.7	62.7	61.5	60.4	59.3	57.6
Top Speed [km/h]	62.9	64.1	63.1	61.9	61.8	60.1	59.8
Avg. Dist. to Rail [m]	1.4	0.9	0.4	0.2	0.5	0.7	2.5
Avg. Stride Freq. [Hz]	2.4	2.5	2.5	2.4	2.4	2.5	2.4
Avg. Stride Length [m]	5.5	6.9	6.9	6.9	6.9	6.7	6.7



- [] Ranking at each section and finish
- .-.- No data available at this section
- NA No data available



Horse/Jockey Name	Toolatamate
Final Rank	5
Fastest Section Time (Section)	0:11.11 (1200m)
Top Speed [km/h] (Section)	66.2 (1200m)
Race State	Finished



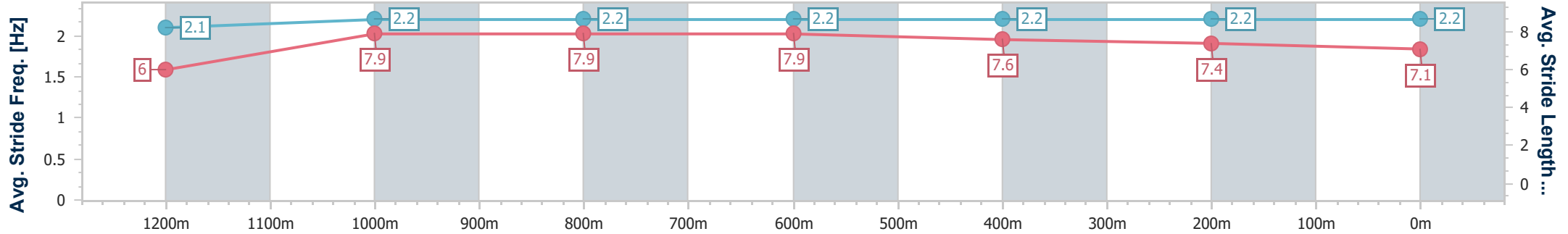
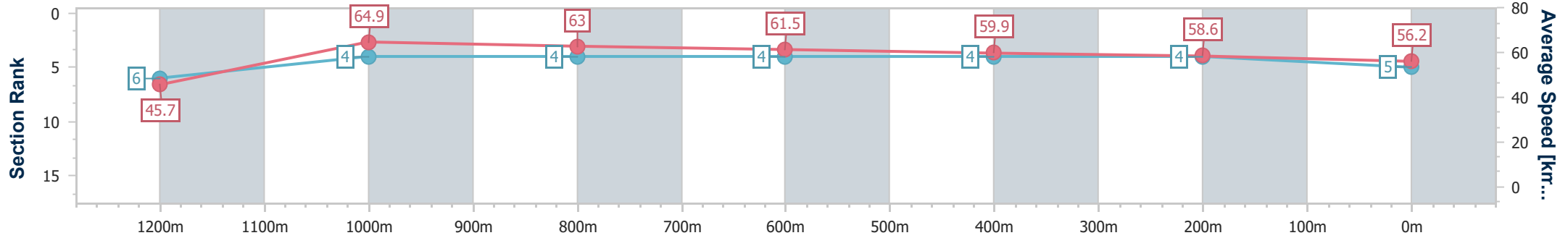
Ipswich QLD Professional
 Race 9: RAY WHITE IPSWICH Colts, Geldings and Entires
 RATINGS BAND 0 - 58 Handicap - 1350m



09 August 2024 - 16:24

Track Rating: Soft 5, Weather: Fine, Rail Position: +10m Entire

Section	Overall	1200m	1000m	800m	600m	400m	200m
Section Times	1:22.73 [5] (0:11.78)	1:10.95 [6] (0:11.11)	0:59.84 [4] (0:11.34)	0:48.50 [4] (0:11.66)	0:36.84 [4] (0:11.88)	0:24.96 [4] (0:12.18)	0:12.78 [4] (0:12.78)
Average Speed [km/h]	45.7	64.9	63.0	61.5	59.9	58.6	56.2
Top Speed [km/h]	62.8	66.2	64.3	61.8	61.4	59.9	58.0
Avg. Dist. to Rail [m]	2.3	1.1	1.1	1.8	2.1	2.4	1.5
Avg. Stride Freq. [Hz]	2.1	2.2	2.2	2.2	2.2	2.2	2.2
Avg. Stride Length [m]	6.0	7.9	7.9	7.9	7.6	7.4	7.1



- [] Ranking at each section and finish
- .-.- No data available at this section
- NA No data available



Horse/Jockey Name	Asgoodasyougett
Final Rank	6
Fastest Section Time (Section)	0:11.30 (1200m)
Top Speed [km/h] (Section)	64.2 (1200m)
Race State	Finished



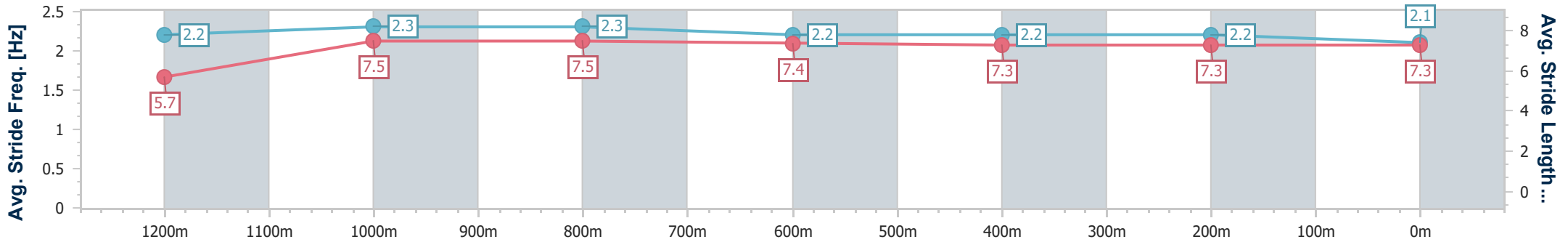
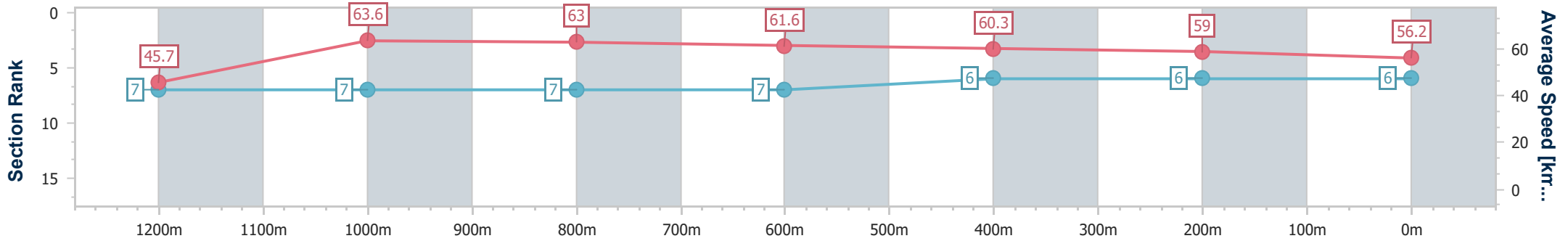
Ipswich QLD Professional
 Race 9: RAY WHITE IPSWICH Colts, Geldings and Entires
 RATINGS BAND 0 - 58 Handicap - 1350m



09 August 2024 - 16:24

Track Rating: Soft 5, Weather: Fine, Rail Position: +10m Entire

Section	Overall	1200m	1000m	800m	600m	400m	200m
Section Times	1:22.92 [6] (0:11.82)	1:11.10 [7] (0:11.30)	0:59.80 [7] (0:11.37)	0:48.43 [7] (0:11.66)	0:36.77 [7] (0:11.85)	0:24.92 [6] (0:12.14)	0:12.78 [6] (0:12.78)
Average Speed [km/h]	45.7	63.6	63.0	61.6	60.3	59.0	56.2
Top Speed [km/h]	62.0	64.2	63.8	62.8	61.7	60.6	58.3
Avg. Dist. to Rail [m]	1.0	0.4	0.9	1.5	1.8	1.1	1.7
Avg. Stride Freq. [Hz]	2.2	2.3	2.3	2.2	2.2	2.2	2.1
Avg. Stride Length [m]	5.7	7.5	7.5	7.4	7.3	7.3	7.3



- [] Ranking at each section and finish
- .-.- No data available at this section
- NA No data available



Horse/Jockey Name	Sarodec
Final Rank	7
Fastest Section Time (Section)	0:11.26 (1200m)
Top Speed [km/h] (Section)	64.6 (1200m)
Race State	Finished



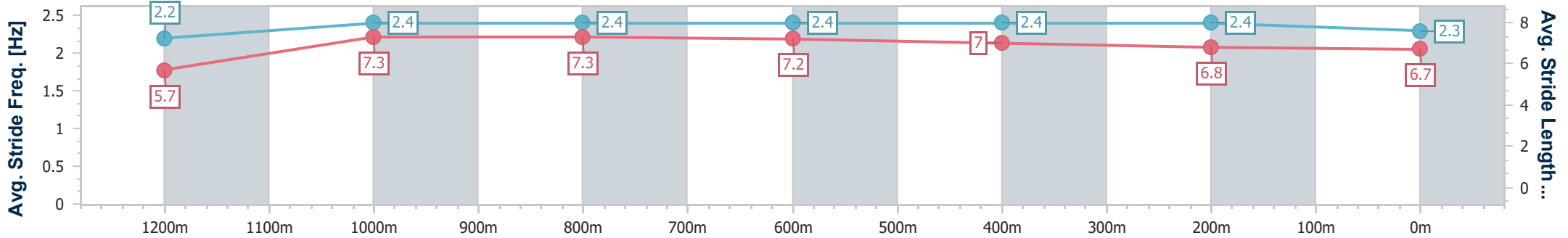
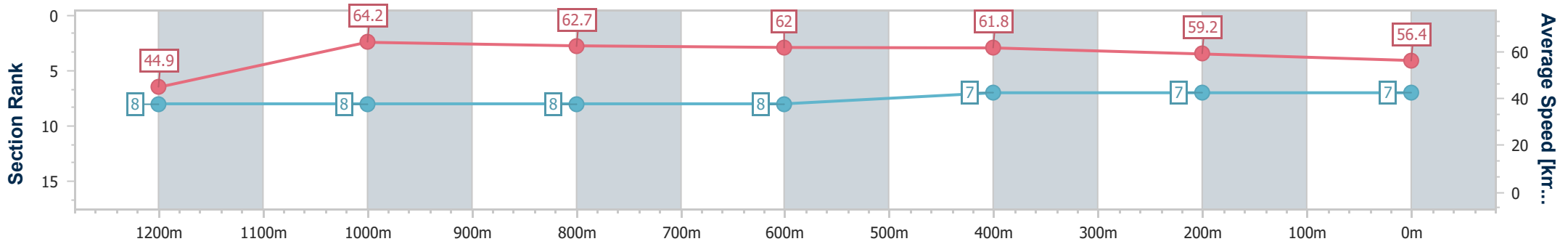
Ipswich QLD Professional
 Race 9: RAY WHITE IPSWICH Colts, Geldings and Entires
 RATINGS BAND 0 - 58 Handicap - 1350m



09 August 2024 - 16:24

Track Rating: Soft 5, Weather: Fine, Rail Position: +10m Entire

Section	Overall	1200m	1000m	800m	600m	400m	200m
Section Times	1:22.96 [7] (0:12.00)	1:10.96 [8] (0:11.26)	0:59.70 [8] (0:11.46)	0:48.24 [8] (0:11.58)	0:36.66 [8] (0:11.70)	0:24.96 [7] (0:12.21)	0:12.75 [7] (0:12.75)
Average Speed [km/h]	44.9	64.2	62.7	62.0	61.8	59.2	56.4
Top Speed [km/h]	63.7	64.6	63.8	63.2	63.3	60.8	57.8
Avg. Dist. to Rail [m]	1.3	1.0	0.3	0.4	0.8	1.6	3.4
Avg. Stride Freq. [Hz]	2.2	2.4	2.4	2.4	2.4	2.4	2.3
Avg. Stride Length [m]	5.7	7.3	7.3	7.2	7.0	6.8	6.7



- [] Ranking at each section and finish
- .-.- No data available at this section
- NA No data available



Horse/Jockey Name	Tee Amici
Final Rank	8
Fastest Section Time (Section)	0:11.02 (1200m)
Top Speed [km/h] (Section)	66.1 (1200m)
Race State	Finished



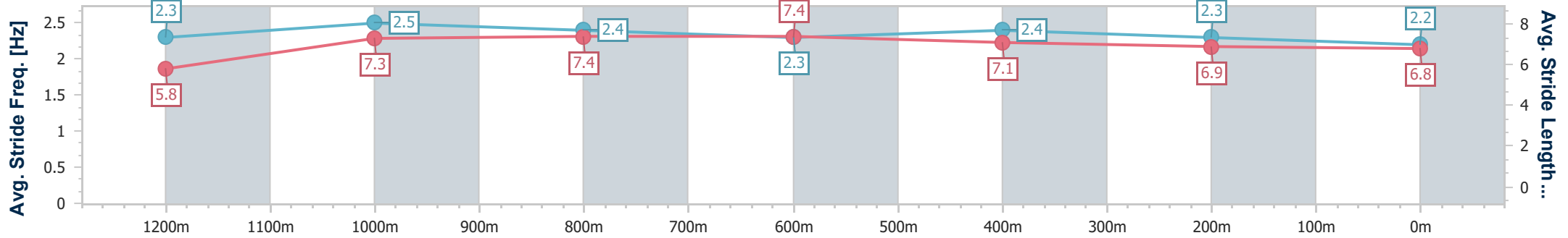
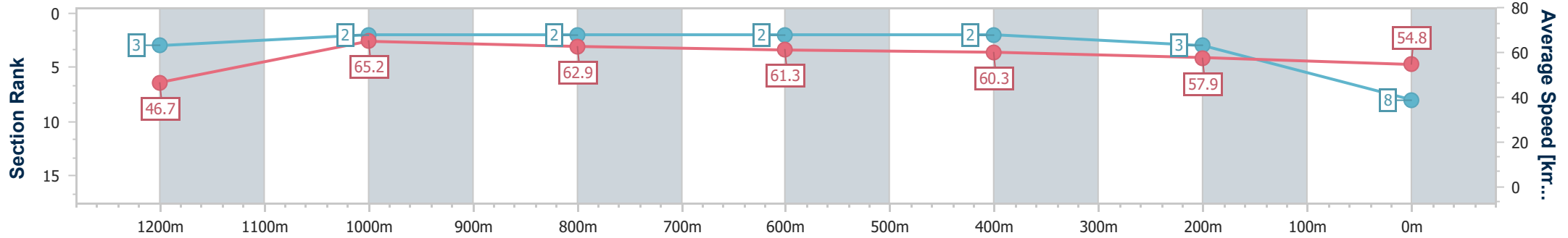
Ipswich QLD Professional
 Race 9: RAY WHITE IPSWICH Colts, Geldings and Entires
 RATINGS BAND 0 - 58 Handicap - 1350m



09 August 2024 - 16:24

Track Rating: Soft 5, Weather: Fine, Rail Position: +10m Entire

Section	Overall	1200m	1000m	800m	600m	400m	200m
Section Times	1:23.05 [8] (0:11.57)	1:11.48 [3] (0:11.02)	1:00.46 [2] (0:11.45)	0:49.01 [2] (0:11.66)	0:37.35 [2] (0:11.83)	0:25.52 [2] (0:12.41)	0:13.11 [3] (0:13.11)
Average Speed [km/h]	46.7	65.2	62.9	61.3	60.3	57.9	54.8
Top Speed [km/h]	66.1	66.1	64.5	61.9	61.9	59.8	56.8
Avg. Dist. to Rail [m]	3.7	0.7	1.0	1.6	1.3	1.3	0.2
Avg. Stride Freq. [Hz]	2.3	2.5	2.4	2.3	2.4	2.3	2.2
Avg. Stride Length [m]	5.8	7.3	7.4	7.4	7.1	6.9	6.8



- [] Ranking at each section and finish
- .-.- No data available at this section
- NA No data available



Horse/Jockey Name	Outlaw Josey Wales
Final Rank	9
Fastest Section Time (Section)	0:11.18 (1200m)
Top Speed [km/h] (Section)	65.4 (1200m)
Race State	Finished



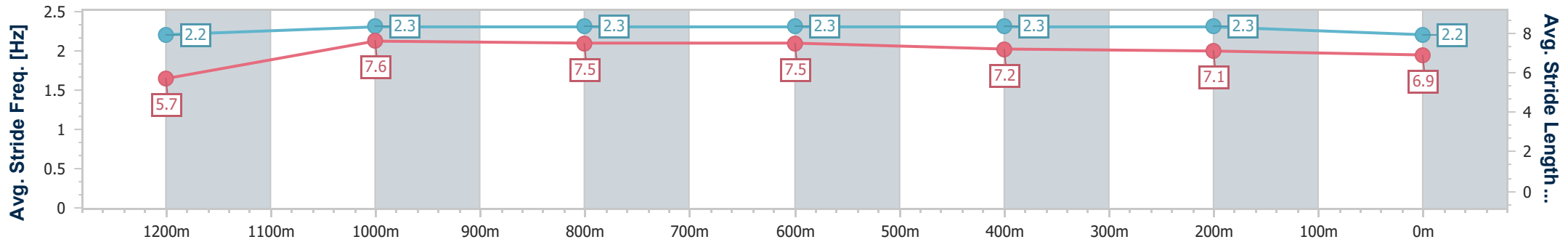
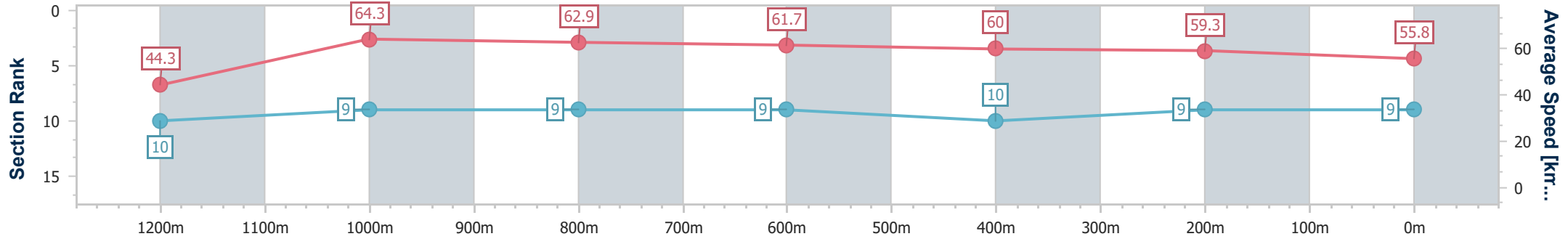
Ipswich QLD Professional
 Race 9: RAY WHITE IPSWICH Colts, Geldings and Entires
 RATINGS BAND 0 - 58 Handicap - 1350m



09 August 2024 - 16:24

Track Rating: Soft 5, Weather: Fine, Rail Position: +10m Entire

Section	Overall	1200m	1000m	800m	600m	400m	200m
Section Times	1:23.23 [9] (0:12.22)	1:11.01 [10] (0:11.18)	0:59.83 [9] (0:11.39)	0:48.44 [9] (0:11.59)	0:36.85 [9] (0:11.87)	0:24.98 [10] (0:12.07)	0:12.91 [9] (0:12.91)
Average Speed [km/h]	44.3	64.3	62.9	61.7	60.0	59.3	55.8
Top Speed [km/h]	63.5	65.4	63.7	63.1	61.2	60.2	58.5
Avg. Dist. to Rail [m]	2.6	0.9	1.5	1.9	1.8	2.1	2.2
Avg. Stride Freq. [Hz]	2.2	2.3	2.3	2.3	2.3	2.3	2.2
Avg. Stride Length [m]	5.7	7.6	7.5	7.5	7.2	7.1	6.9



- [] Ranking at each section and finish
- .-.- No data available at this section
- NA No data available



Horse/Jockey Name	Italian Award
Final Rank	10
Fastest Section Time (Section)	0:11.12 (1200m)
Top Speed [km/h] (Section)	65.5 (1200m)
Race State	Finished



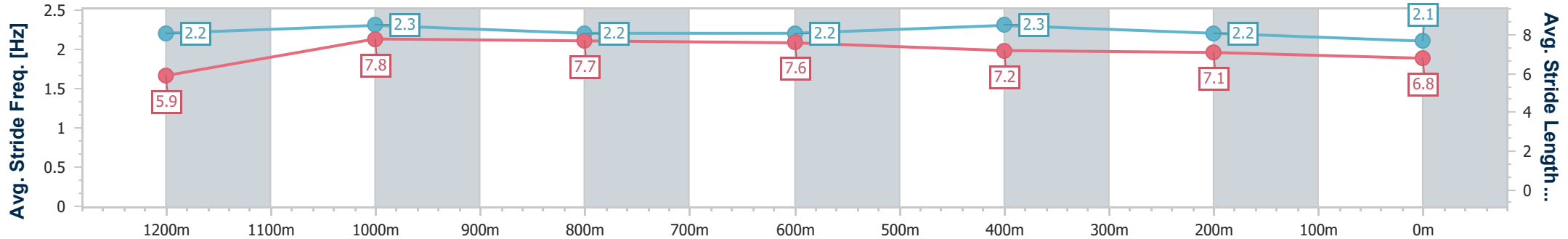
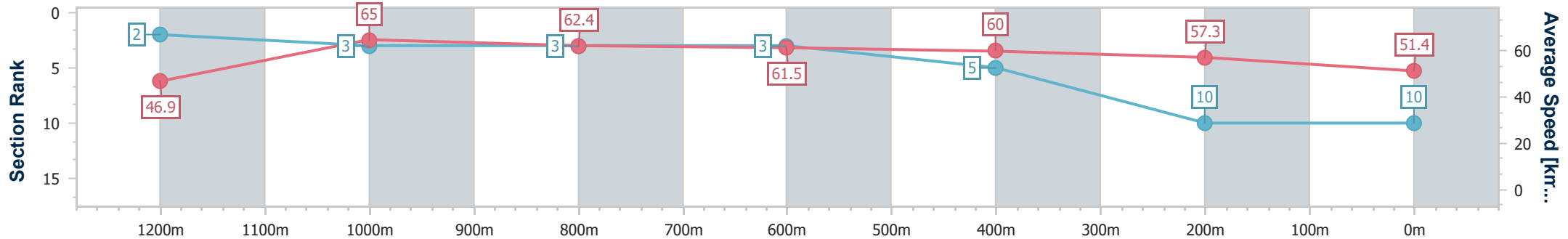
Ipswich QLD Professional
 Race 9: RAY WHITE IPSWICH Colts, Geldings and Entires
 RATINGS BAND 0 - 58 Handicap - 1350m



09 August 2024 - 16:24

Track Rating: Soft 5, Weather: Fine, Rail Position: +10m Entire

Section	Overall	1200m	1000m	800m	600m	400m	200m
Section Times	1:24.39 [10] (0:11.52)	1:12.87 [2] (0:11.12)	1:01.75 [3] (0:11.51)	0:50.24 [3] (0:11.68)	0:38.56 [3] (0:11.96)	0:26.60 [5] (0:12.60)	0:14.00 [10] (0:14.00)
Average Speed [km/h]	46.9	65.0	62.4	61.5	60.0	57.3	51.4
Top Speed [km/h]	65.0	65.5	63.9	61.8	61.4	59.4	55.5
Avg. Dist. to Rail [m]	4.4	1.3	0.4	0.6	0.4	1.0	2.2
Avg. Stride Freq. [Hz]	2.2	2.3	2.2	2.2	2.3	2.2	2.1
Avg. Stride Length [m]	5.9	7.8	7.7	7.6	7.2	7.1	6.8



- [] Ranking at each section and finish
- .-.- No data available at this section
- NA No data available