



**Sunshine Coast QLD Professional**  
**Race 3: DOUBLE R GROUP BENCHMARK 90 Handicap - 2200m**  
**10 August 2024 - 12:48**



Track Rating: Soft 6, Weather: Overcast, Rail Position: True

Section		Field Times												
		Overall	2000m	1800m	1600m	1400m	1200m	1000m	Last 600m					
		2:20.18 (0:13.75)	2:06.43 (0:13.10)	1:53.33 (0:12.87)	1:40.46 (0:13.25)	1:27.21 (0:12.80)	1:14.41 (0:12.80)	1:01.61 (0:13.07)	0:35.68					
Rank	TAB	Horse/Jockey	Barrier	Top Speed [km/h]	Fastest Section								Distance Travelled [m]	
1	5	<b>TAPILDOODLEDO</b> Nikita Beriman	9	62.7 400m	0:11.58 400m	2:20.18 [1] (0:14.11)	2:06.07 [6] (0:12.85)	1:53.22 [2] (0:12.76)	1:40.46 [1] (0:13.25)	1:27.21 [1] (0:13.05)	1:14.16 [2] (0:12.94)	1:01.22 [4] (0:13.02)	0:35.51	
2	2	<b>ROGUE BEAR</b> Andrew Mallyon	1	63.4 400m	0:11.52 400m	2:20.48 [2] (0:13.89)	2:06.59 [2] (0:13.21)	1:53.38 [4] (0:13.04)	1:40.34 [4] (0:13.11)	1:27.23 [3] (0:12.93)	1:14.30 [4] (0:12.77)	1:01.53 [3] (0:13.06)	0:35.74	-2
3	3	<b>CABOCHE</b> James Orman	6	64.5 600m	0:11.29 400m	2:20.51 [3] (0:14.43)	2:06.08 [9] (0:13.41)	1:52.67 [9] (0:13.12)	1:39.55 [9] (0:12.92)	1:26.63 [8] (0:13.18)	1:13.45 [8] (0:12.67)	1:00.78 [8] (0:12.86)	0:35.28	-6
4	7	<b>SOUTHERN STOCK</b> Bailey Wheeler	5	62.2 400m	0:11.73 400m	2:20.61 [4] (0:14.17)	2:06.44 [8] (0:13.32)	1:53.12 [8] (0:13.28)	1:39.84 [7] (0:12.83)	1:27.01 [6] (0:12.17)	1:14.84 [1] (0:12.80)	1:02.04 [1] (0:13.07)	0:36.11	-1
5	10	<b>BAK DA MAN</b> Taylor Marshall	10	62.3 400m	0:11.68 400m	2:20.86 [5] (0:14.10)	2:06.76 [5] (0:13.34)	1:53.42 [7] (0:13.50)	1:39.92 [8] (0:13.02)	1:26.90 [9] (0:13.14)	1:13.76 [9] (0:12.67)	1:01.09 [9] (0:12.90)	0:35.64	+3
6	1	<b>SNEAK PREVIEW</b> Ryan Maloney	7	62.2 400m	0:11.66 400m	2:20.89 [6] (0:13.75)	2:07.14 [1] (0:13.10)	1:54.04 [1] (0:13.12)	1:40.92 [3] (0:13.29)	1:27.63 [4] (0:13.02)	1:14.61 [5] (0:12.96)	1:01.65 [5] (0:12.98)	0:36.01	-4
7	4	<b>PORT PHILIP</b> Kyle Wilson-Taylor	3	61.7 400m	0:11.84 400m	2:21.08 [7] (0:14.01)	2:07.07 [4] (0:12.98)	1:54.09 [3] (0:12.95)	1:41.14 [2] (0:13.09)	1:28.05 [2] (0:13.00)	1:15.05 [3] (0:12.82)	1:02.23 [2] (0:13.02)	0:36.50	-4
8	8	<b>TAPPY'S LAD</b> Emily Lang	2	61.6 200m	0:11.91 400m	2:21.67 [8] (0:13.96)	2:07.71 [3] (0:13.31)	1:54.40 [5] (0:13.17)	1:41.23 [5] (0:13.19)	1:28.04 [7] (0:13.06)	1:14.98 [7] (0:12.78)	1:02.20 [7] (0:13.12)	0:36.32	-1
9	9	<b>SECRET SHEEMA</b> Melea Castle	4	60.9 600m	0:12.15 400m	2:22.12 [9] (0:14.15)	2:07.97 [7] (0:13.28)	1:54.69 [6] (0:13.04)	1:41.65 [6] (0:13.08)	1:28.57 [5] (0:13.02)	1:15.55 [6] (0:12.78)	1:02.77 [6] (0:12.91)	0:37.12	-2

Scratched: Brave Deel (#6)

[ ] Ranking at each section and finish  
 -:-:- No data available at this section  
 NA No data available

SCN Saddle cloth number  
 DNF Did not finish  
 DNT Did not track



**Sunshine Coast QLD Professional**  
**Race 3: DOUBLE R GROUP BENCHMARK 90 Handicap - 2200m**  
**10 August 2024 - 12:48**



Track Rating: Soft 6, Weather: Overcast, Rail Position: True

Section										Last 600m		
Field Times		800m	600m	400m	200m							
		0:48.54 (0:12.86)	0:35.68 (0:12.03)	0:23.65 (0:11.59)	0:12.06 (0:12.06)							0:35.68
Rank	TAB	Horse/Jockey	Barrier	Top Speed [km/h]	Fastest Section					Margin	Distance Travelled [m]	
1	5	<b>TAPILDOODLEDO</b> Nikita Beriman	9	62.7 400m	0:11.58 400m	0:48.20 [3] (0:12.69)	0:35.51 [3] (0:11.87)	0:23.64 [2] (0:11.58)	0:12.06 [1] (0:12.06)	2:20.18	0:35.51	
2	2	<b>ROGUE BEAR</b> Andrew Mallyon	1	63.4 400m	0:11.52 400m	0:48.47 [4] (0:12.73)	0:35.74 [4] (0:12.04)	0:23.70 [5] (0:11.52)	0:12.18 [3] (0:12.18)	1.8L	0:35.74	-2
3	3	<b>CABOCHE</b> James Orman	6	64.5 600m	0:11.29 400m	0:47.92 [8] (0:12.64)	0:35.28 [8] (0:11.91)	0:23.37 [7] (0:11.29)	0:12.08 [5] (0:12.08)	1.9L	0:35.28	-6
4	7	<b>SOUTHERN STOCK</b> Bailey Wheeler	5	62.2 400m	0:11.73 400m	0:48.97 [1] (0:12.86)	0:36.11 [1] (0:12.03)	0:24.08 [1] (0:11.73)	0:12.35 [2] (0:12.35)	2.4L	0:36.11	-1
5	10	<b>BAK DA MAN</b> Taylor Marshall	10	62.3 400m	0:11.68 400m	0:48.19 [9] (0:12.55)	0:35.64 [7] (0:11.91)	0:23.73 [6] (0:11.68)	0:12.05 [7] (0:12.05)	3.7L	0:35.64	+3
6	1	<b>SNEAK PREVIEW</b> Ryan Maloney	7	62.2 400m	0:11.66 400m	0:48.67 [5] (0:12.66)	0:36.01 [5] (0:11.87)	0:24.14 [4] (0:11.66)	0:12.48 [4] (0:12.48)	3.9L	0:36.01	-4
7	4	<b>PORT PHILIP</b> Kyle Wilson-Taylor	3	61.7 400m	0:11.84 400m	0:49.21 [2] (0:12.71)	0:36.50 [2] (0:12.11)	0:24.39 [3] (0:11.84)	0:12.55 [6] (0:12.55)	4.9L	0:36.50	-4
8	8	<b>TAPPY'S LAD</b> Emily Lang	2	61.6 200m	0:11.91 400m	0:49.08 [7] (0:12.76)	0:36.32 [9] (0:12.28)	0:24.04 [9] (0:11.91)	0:12.13 [9] (0:12.13)	8.2L	0:36.32	-1
9	9	<b>SECRET SHEEMA</b> Melea Castle	4	60.9 600m	0:12.15 400m	0:49.86 [6] (0:12.74)	0:37.12 [6] (0:12.27)	0:24.85 [8] (0:12.15)	0:12.70 [8] (0:12.70)	10.7L	0:37.12	-2

Scratched: Brave Deel (#6)

[ ] Ranking at each section and finish  
 -:-:- No data available at this section  
 NA No data available

SCN Saddle cloth number  
 DNF Did not finish  
 DNT Did not track



Horse/Jockey Name	Tapildoodleo
Final Rank	1
Fastest Section Time (Section)	0:11.58 (400m)
Top Speed [km/h] (Section)	62.7 (400m)
Race State	Finished



Sunshine Coast QLD Professional

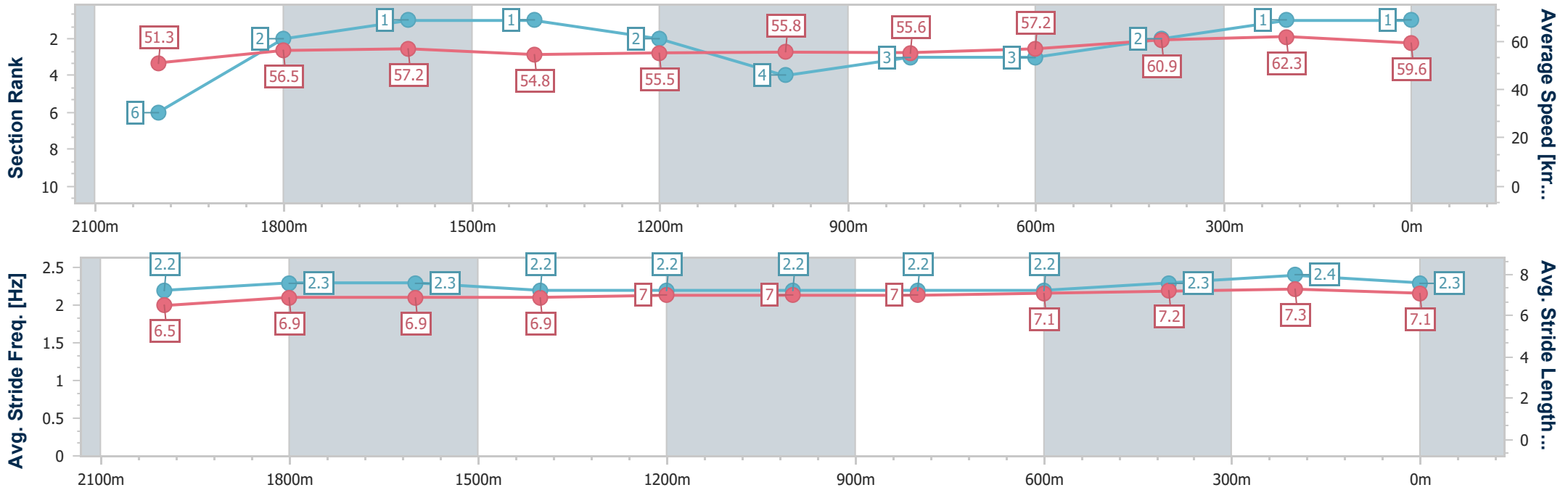
Race 3: DOUBLE R GROUP BENCHMARK 90 Handicap - 2200m



10 August 2024 - 12:48

Track Rating: Soft 6, Weather: Overcast, Rail Position: True

Section	Overall	2000m	1800m	1600m	1400m	1200m	1000m	800m	600m	400m	200m
Section Times	2:20.18 [1] (0:14.11)	2:06.07 [6] (0:12.85)	1:53.22 [2] (0:12.76)	1:40.46 [1] (0:13.25)	1:27.21 [1] (0:13.05)	1:14.16 [2] (0:12.94)	1:01.22 [4] (0:13.02)	0:48.20 [3] (0:12.69)	0:35.51 [3] (0:11.87)	0:23.64 [2] (0:11.58)	0:12.06 [1] (0:12.06)
Average Speed [km/h]	51.3	56.5	57.2	54.8	55.5	55.8	55.6	57.2	60.9	62.3	59.6
Top Speed [km/h]	57.9	57.9	57.9	56.5	57.2	57.3	56.4	59.9	61.6	62.7	61.9
Avg. Dist. to Rail [m]	9.1	2.7	2.6	2.3	2.6	2.4	2.4	1.8	0.6	4.6	8.3
Avg. Stride Freq. [Hz]	2.2	2.3	2.3	2.2	2.2	2.2	2.2	2.2	2.3	2.4	2.3
Avg. Stride Length [m]	6.5	6.9	6.9	6.9	7.0	7.0	7.0	7.1	7.2	7.3	7.1



- [ ] Ranking at each section and finish
- .-.- No data available at this section
- NA No data available



Horse/Jockey Name	Rogue Bear
Final Rank	2
Fastest Section Time (Section)	0:11.52 (400m)
Top Speed [km/h] (Section)	63.4 (400m)
Race State	Finished



Sunshine Coast QLD Professional

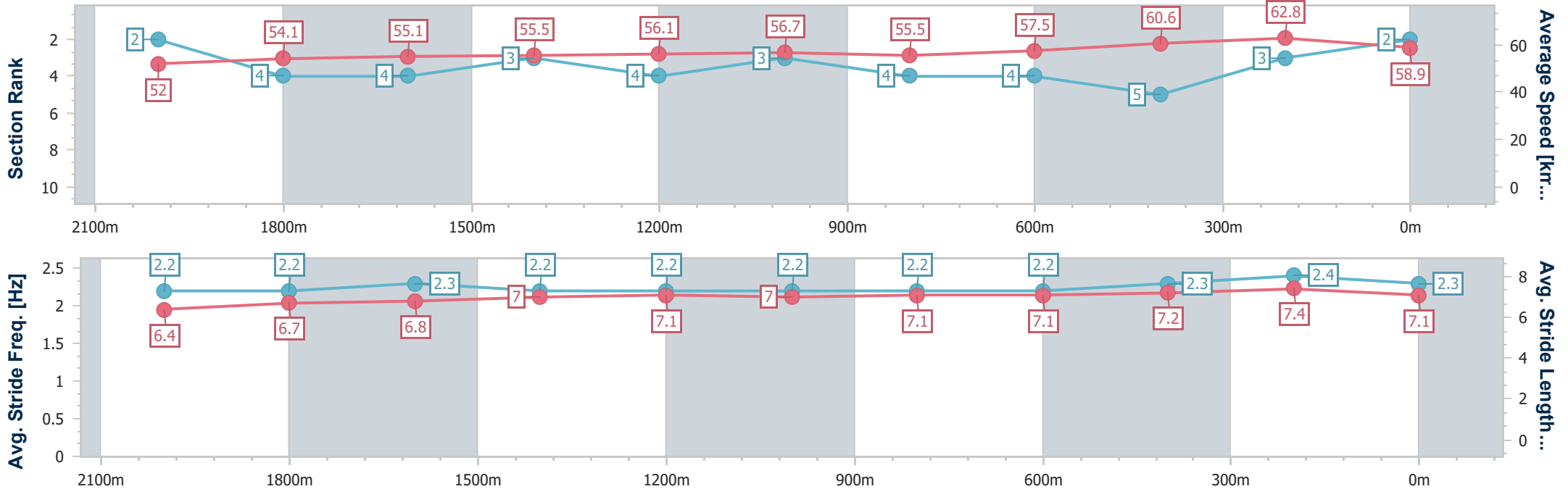
Race 3: DOUBLE R GROUP BENCHMARK 90 Handicap - 2200m



10 August 2024 - 12:48

Track Rating: Soft 6, Weather: Overcast, Rail Position: True

Section	Overall	2000m	1800m	1600m	1400m	1200m	1000m	800m	600m	400m	200m
Section Times	2:20.48 [2] (0:13.89)	2:06.59 [2] (0:13.21)	1:53.38 [4] (0:13.04)	1:40.34 [4] (0:13.11)	1:27.23 [3] (0:12.93)	1:14.30 [4] (0:12.77)	1:01.53 [3] (0:13.06)	0:48.47 [4] (0:12.73)	0:35.74 [4] (0:12.04)	0:23.70 [5] (0:11.52)	0:12.18 [3] (0:12.18)
Average Speed [km/h]	52.0	54.1	55.1	55.5	56.1	56.7	55.5	57.5	60.6	62.8	58.9
Top Speed [km/h]	58.6	57.0	56.5	56.4	58.3	58.8	56.6	59.1	61.7	63.4	62.7
Avg. Dist. to Rail [m]	3.7	1.1	1.0	2.8	3.6	3.3	3.4	2.9	2.4	7.1	9.0
Avg. Stride Freq. [Hz]	2.2	2.2	2.3	2.2	2.2	2.2	2.2	2.2	2.3	2.4	2.3
Avg. Stride Length [m]	6.4	6.7	6.8	7.0	7.1	7.0	7.1	7.1	7.2	7.4	7.1



- [ ] Ranking at each section and finish
- .-.- No data available at this section
- NA No data available



Horse/Jockey Name	Caboche
Final Rank	3
Fastest Section Time (Section)	0:11.29 (400m)
Top Speed [km/h] (Section)	64.5 (600m)
Race State	Finished



Sunshine Coast QLD Professional

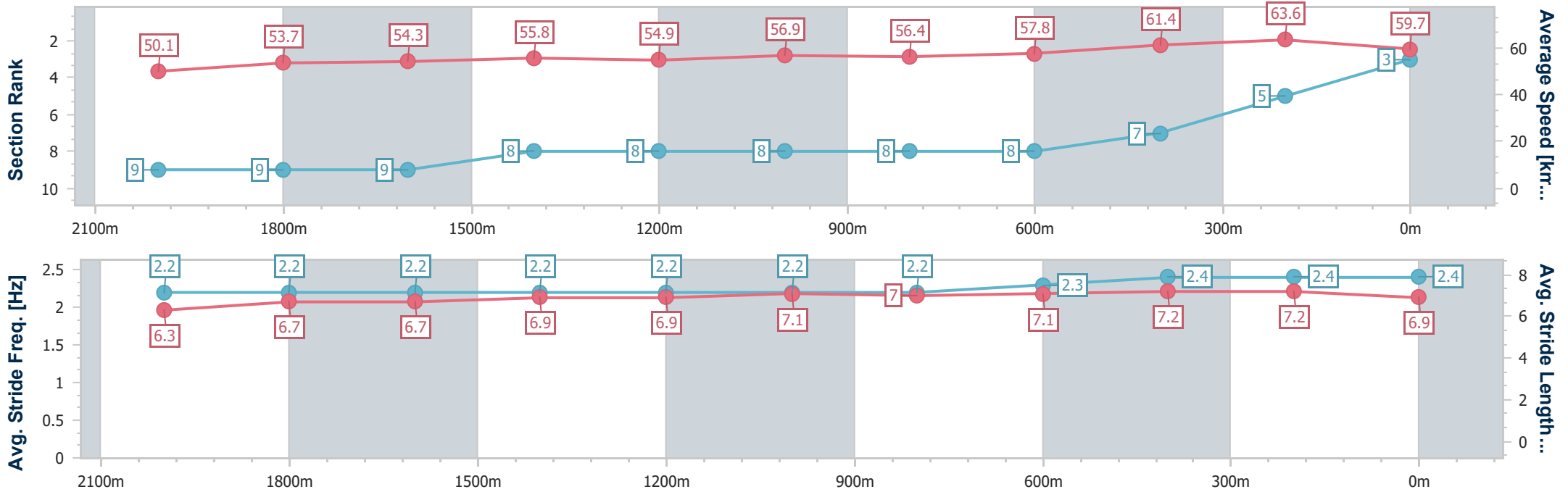
Race 3: DOUBLE R GROUP BENCHMARK 90 Handicap - 2200m



10 August 2024 - 12:48

Track Rating: Soft 6, Weather: Overcast, Rail Position: True

Section	Overall	2000m	1800m	1600m	1400m	1200m	1000m	800m	600m	400m	200m
Section Times	2:20.51 [3] (0:14.43)	2:06.08 [9] (0:13.41)	1:52.67 [9] (0:13.12)	1:39.55 [9] (0:12.92)	1:26.63 [8] (0:13.18)	1:13.45 [8] (0:12.67)	1:00.78 [8] (0:12.86)	0:47.92 [8] (0:12.64)	0:35.28 [8] (0:11.91)	0:23.37 [7] (0:11.29)	0:12.08 [5] (0:12.08)
Average Speed [km/h]	50.1	53.7	54.3	55.8	54.9	56.9	56.4	57.8	61.4	63.6	59.7
Top Speed [km/h]	62.1	58.8	58.2	57.5	57.0	57.9	57.6	60.1	64.5	64.5	62.5
Avg. Dist. to Rail [m]	6.3	0.8	1.6	0.9	2.9	3.3	2.4	2.2	2.5	8.3	11.0
Avg. Stride Freq. [Hz]	2.2	2.2	2.2	2.2	2.2	2.2	2.2	2.3	2.4	2.4	2.4
Avg. Stride Length [m]	6.3	6.7	6.7	6.9	6.9	7.1	7.0	7.1	7.2	7.2	6.9



- [ ] Ranking at each section and finish
- .-.- No data available at this section
- NA No data available



Horse/Jockey Name	Southern Stock
Final Rank	4
Fastest Section Time (Section)	0:11.73 (400m)
Top Speed [km/h] (Section)	62.2 (400m)
Race State	Finished



Sunshine Coast QLD Professional

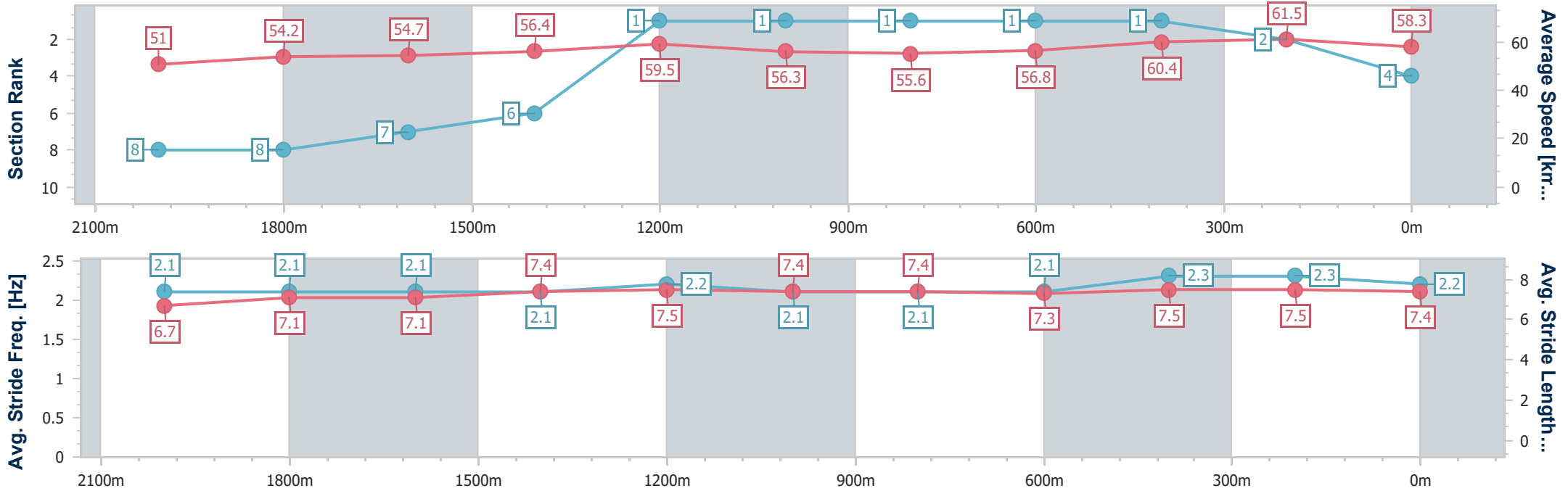
Race 3: DOUBLE R GROUP BENCHMARK 90 Handicap - 2200m



10 August 2024 - 12:48

Track Rating: Soft 6, Weather: Overcast, Rail Position: True

Section	Overall	2000m	1800m	1600m	1400m	1200m	1000m	800m	600m	400m	200m
Section Times	2:20.61 [4] (0:14.17)	2:06.44 [8] (0:13.32)	1:53.12 [8] (0:13.28)	1:39.84 [7] (0:12.83)	1:27.01 [6] (0:12.17)	1:14.84 [1] (0:12.80)	1:02.04 [1] (0:13.07)	0:48.97 [1] (0:12.86)	0:36.11 [1] (0:12.03)	0:24.08 [1] (0:11.73)	0:12.35 [2] (0:12.35)
Average Speed [km/h]	51.0	54.2	54.7	56.4	59.5	56.3	55.6	56.8	60.4	61.5	58.3
Top Speed [km/h]	61.6	57.3	57.4	59.8	60.4	57.5	56.1	59.8	61.9	62.2	60.8
Avg. Dist. to Rail [m]	6.9	0.8	1.1	2.6	3.2	1.9	2.9	2.8	1.2	5.6	8.0
Avg. Stride Freq. [Hz]	2.1	2.1	2.1	2.1	2.2	2.1	2.1	2.1	2.3	2.3	2.2
Avg. Stride Length [m]	6.7	7.1	7.1	7.4	7.5	7.4	7.4	7.3	7.5	7.5	7.4



- [ ] Ranking at each section and finish
- .-.- No data available at this section
- NA No data available



Horse/Jockey Name	Bak Da Man
Final Rank	5
Fastest Section Time (Section)	0:11.68 (400m)
Top Speed [km/h] (Section)	62.3 (400m)
Race State	Finished



Sunshine Coast QLD Professional

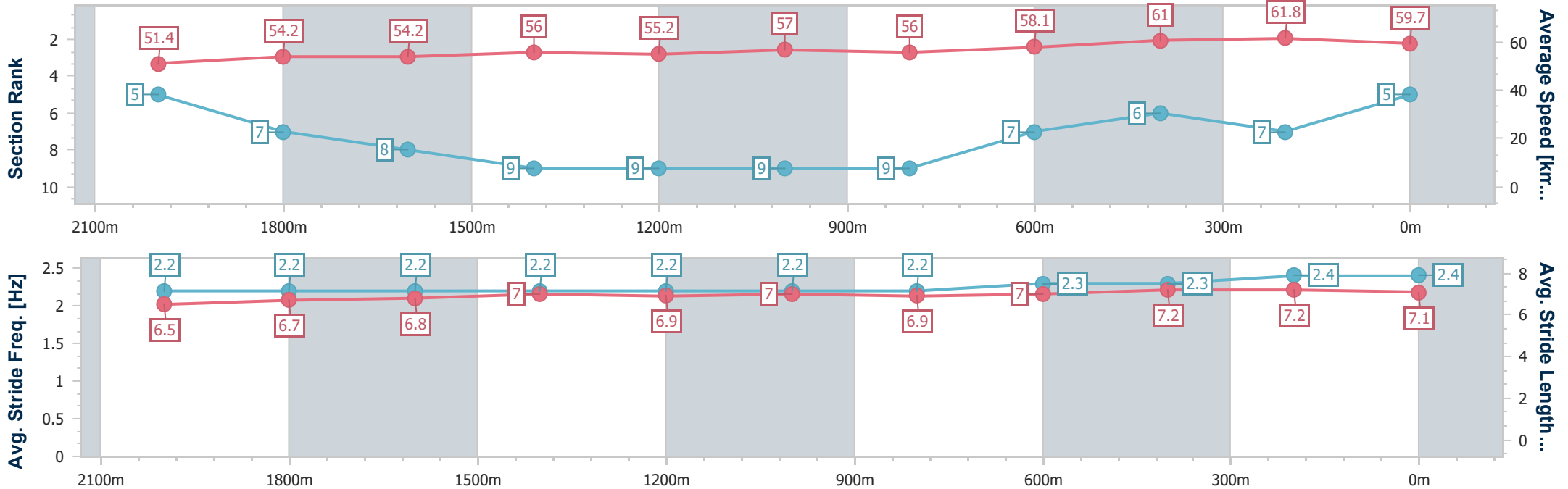
Race 3: DOUBLE R GROUP BENCHMARK 90 Handicap - 2200m



10 August 2024 - 12:48

Track Rating: Soft 6, Weather: Overcast, Rail Position: True

Section	Overall	2000m	1800m	1600m	1400m	1200m	1000m	800m	600m	400m	200m
Section Times	2:20.86 [5] (0:14.10)	2:06.76 [5] (0:13.34)	1:53.42 [7] (0:13.50)	1:39.92 [8] (0:13.02)	1:26.90 [9] (0:13.14)	1:13.76 [9] (0:12.67)	1:01.09 [9] (0:12.90)	0:48.19 [9] (0:12.55)	0:35.64 [7] (0:11.91)	0:23.73 [6] (0:11.68)	0:12.05 [7] (0:12.05)
Average Speed [km/h]	51.4	54.2	54.2	56.0	55.2	57.0	56.0	58.1	61.0	61.8	59.7
Top Speed [km/h]	60.3	57.2	57.5	56.4	58.3	58.2	58.1	61.2	61.7	62.3	61.2
Avg. Dist. to Rail [m]	9.3	2.2	2.4	3.1	3.6	4.1	2.6	1.8	1.8	6.5	10.8
Avg. Stride Freq. [Hz]	2.2	2.2	2.2	2.2	2.2	2.2	2.2	2.3	2.3	2.4	2.4
Avg. Stride Length [m]	6.5	6.7	6.8	7.0	6.9	7.0	6.9	7.0	7.2	7.2	7.1



- [ ] Ranking at each section and finish
- .-.- No data available at this section
- NA No data available



Horse/Jockey Name	Sneak Preview
Final Rank	6
Fastest Section Time (Section)	0:11.66 (400m)
Top Speed [km/h] (Section)	62.2 (400m)
Race State	Finished



Sunshine Coast QLD Professional

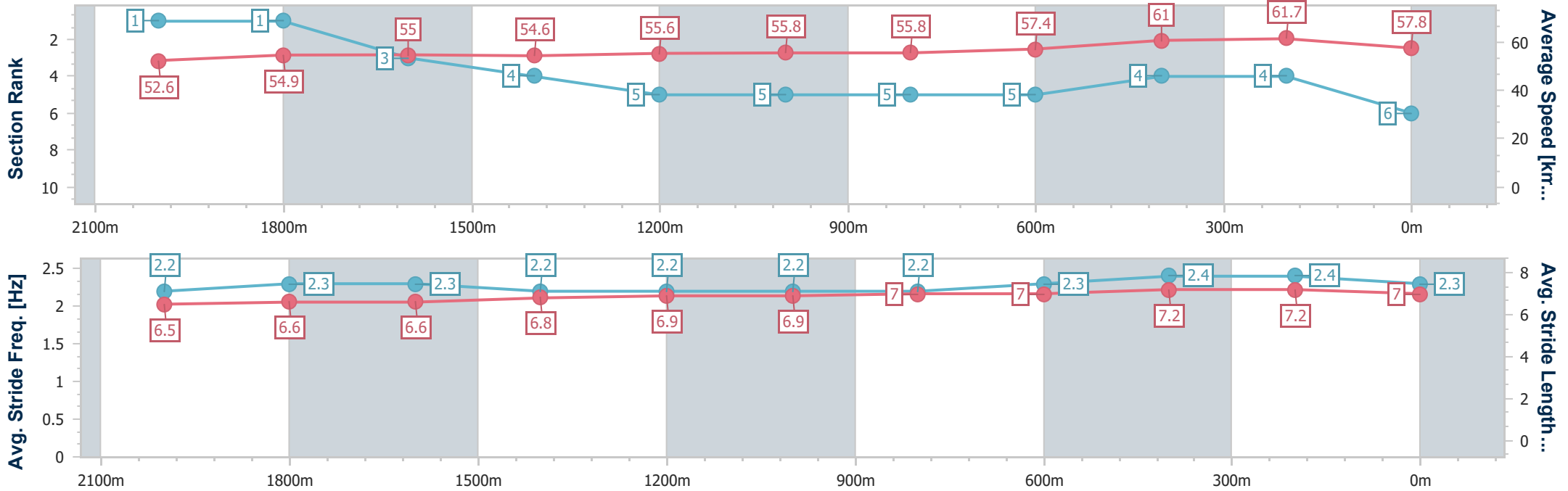
Race 3: DOUBLE R GROUP BENCHMARK 90 Handicap - 2200m



10 August 2024 - 12:48

Track Rating: Soft 6, Weather: Overcast, Rail Position: True

Section	Overall	2000m	1800m	1600m	1400m	1200m	1000m	800m	600m	400m	200m
Section Times	2:20.89 [6] (0:13.75)	2:07.14 [1] (0:13.10)	1:54.04 [1] (0:13.12)	1:40.92 [3] (0:13.29)	1:27.63 [4] (0:13.02)	1:14.61 [5] (0:12.96)	1:01.65 [5] (0:12.98)	0:48.67 [5] (0:12.66)	0:36.01 [5] (0:11.87)	0:24.14 [4] (0:11.66)	0:12.48 [4] (0:12.48)
Average Speed [km/h]	52.6	54.9	55.0	54.6	55.6	55.8	55.8	57.4	61.0	61.7	57.8
Top Speed [km/h]	59.3	56.9	56.1	56.1	56.9	57.0	56.7	59.0	61.7	62.2	61.0
Avg. Dist. to Rail [m]	7.3	0.4	0.8	2.2	2.6	2.4	2.5	1.8	1.2	4.4	6.8
Avg. Stride Freq. [Hz]	2.2	2.3	2.3	2.2	2.2	2.2	2.2	2.3	2.4	2.4	2.3
Avg. Stride Length [m]	6.5	6.6	6.6	6.8	6.9	6.9	7.0	7.0	7.2	7.2	7.0



- [ ] Ranking at each section and finish
- .-.- No data available at this section
- NA No data available





Horse/Jockey Name	Port Philip
Final Rank	7
Fastest Section Time (Section)	0:11.84 (400m)
Top Speed [km/h] (Section)	61.7 (400m)
Race State	Finished



Sunshine Coast QLD Professional

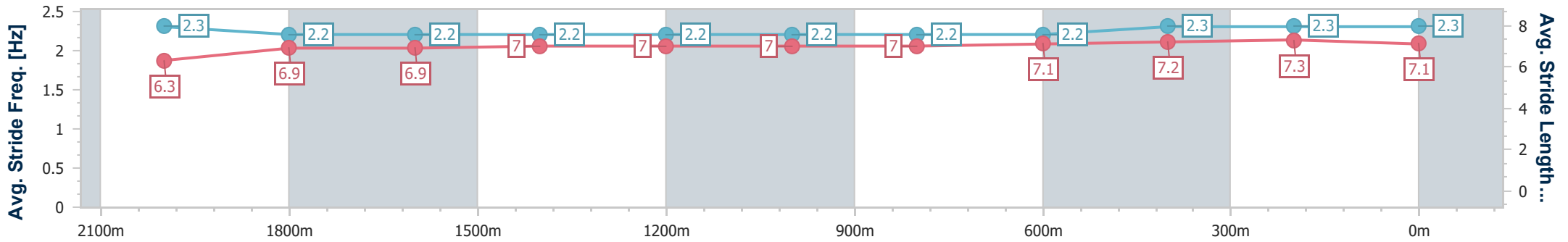
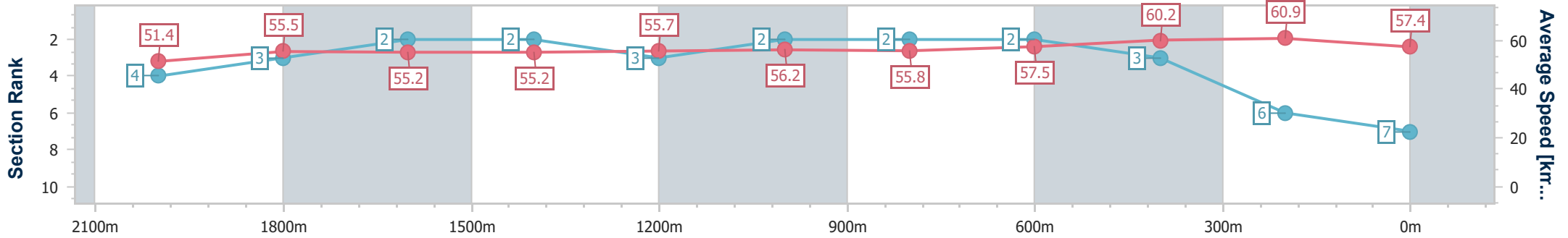
Race 3: DOUBLE R GROUP BENCHMARK 90 Handicap - 2200m



10 August 2024 - 12:48

Track Rating: Soft 6, Weather: Overcast, Rail Position: True

Section	Overall	2000m	1800m	1600m	1400m	1200m	1000m	800m	600m	400m	200m
Section Times	2:21.08 [7] (0:14.01)	2:07.07 [4] (0:12.98)	1:54.09 [3] (0:12.95)	1:41.14 [2] (0:13.09)	1:28.05 [2] (0:13.00)	1:15.05 [3] (0:12.82)	1:02.23 [2] (0:13.02)	0:49.21 [2] (0:12.71)	0:36.50 [2] (0:12.11)	0:24.39 [3] (0:11.84)	0:12.55 [6] (0:12.55)
Average Speed [km/h]	51.4	55.5	55.2	55.2	55.7	56.2	55.8	57.5	60.2	60.9	57.4
Top Speed [km/h]	58.6	58.3	56.8	56.8	57.7	58.8	57.5	59.6	61.4	61.7	59.7
Avg. Dist. to Rail [m]	5.7	0.8	0.8	1.6	2.6	3.0	3.5	2.6	2.1	6.1	8.5
Avg. Stride Freq. [Hz]	2.3	2.2	2.2	2.2	2.2	2.2	2.2	2.2	2.3	2.3	2.3
Avg. Stride Length [m]	6.3	6.9	6.9	7.0	7.0	7.0	7.0	7.1	7.2	7.3	7.1



- [ ] Ranking at each section and finish
- .-.-.- No data available at this section
- NA No data available



Horse/Jockey Name	Tappy's Lad
Final Rank	8
Fastest Section Time (Section)	0:11.91 (400m)
Top Speed [km/h] (Section)	61.6 (200m)
Race State	Finished



Sunshine Coast QLD Professional

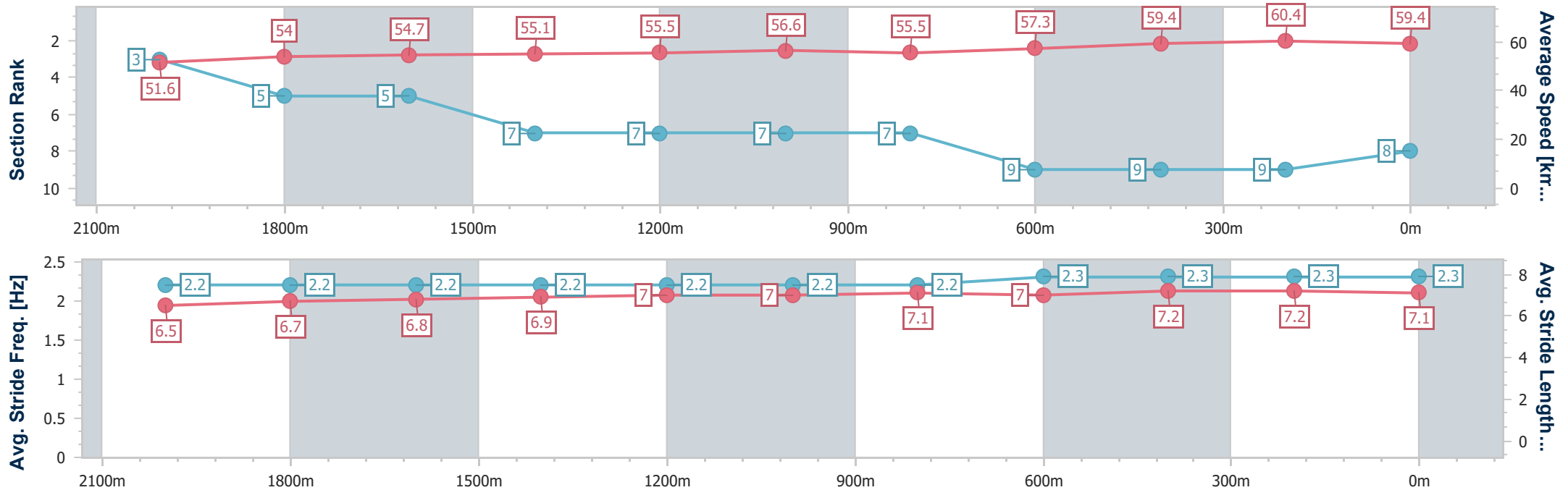
Race 3: DOUBLE R GROUP BENCHMARK 90 Handicap - 2200m



10 August 2024 - 12:48

Track Rating: Soft 6, Weather: Overcast, Rail Position: True

Section	Overall	2000m	1800m	1600m	1400m	1200m	1000m	800m	600m	400m	200m
Section Times	2:21.67 [8] (0:13.96)	2:07.71 [3] (0:13.31)	1:54.40 [5] (0:13.17)	1:41.23 [5] (0:13.19)	1:28.04 [7] (0:13.06)	1:14.98 [7] (0:12.78)	1:02.20 [7] (0:13.12)	0:49.08 [7] (0:12.76)	0:36.32 [9] (0:12.28)	0:24.04 [9] (0:11.91)	0:12.13 [9] (0:12.13)
Average Speed [km/h]	51.6	54.0	54.7	55.1	55.5	56.6	55.5	57.3	59.4	60.4	59.4
Top Speed [km/h]	58.0	58.0	56.4	56.3	57.9	58.4	58.2	58.4	60.1	61.4	61.6
Avg. Dist. to Rail [m]	4.5	0.4	0.5	2.5	3.3	3.8	3.8	3.0	2.0	2.7	3.5
Avg. Stride Freq. [Hz]	2.2	2.2	2.2	2.2	2.2	2.2	2.2	2.3	2.3	2.3	2.3
Avg. Stride Length [m]	6.5	6.7	6.8	6.9	7.0	7.0	7.1	7.0	7.2	7.2	7.1



- [ ] Ranking at each section and finish
- .-.- No data available at this section
- NA No data available



Horse/Jockey Name	Secret Sheema
Final Rank	9
Fastest Section Time (Section)	0:12.15 (400m)
Top Speed [km/h] (Section)	60.9 (600m)
Race State	Finished



Sunshine Coast QLD Professional

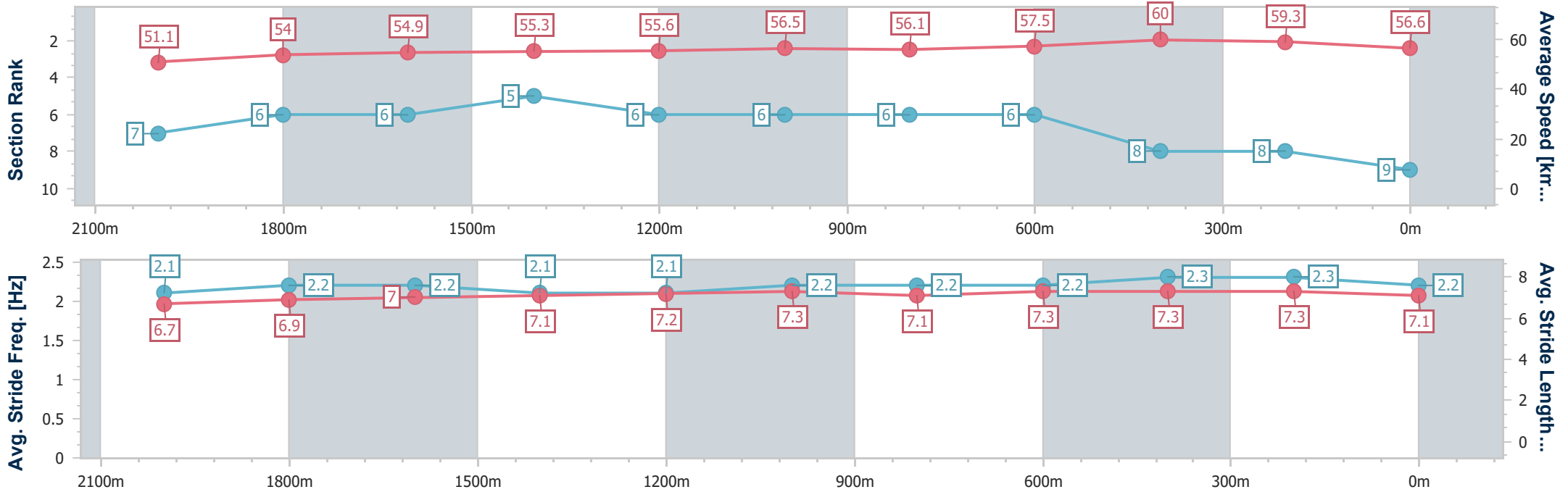
Race 3: DOUBLE R GROUP BENCHMARK 90 Handicap - 2200m



10 August 2024 - 12:48

Track Rating: Soft 6, Weather: Overcast, Rail Position: True

Section	Overall	2000m	1800m	1600m	1400m	1200m	1000m	800m	600m	400m	200m
Section Times	2:22.12 [9] (0:14.15)	2:07.97 [7] (0:13.28)	1:54.69 [6] (0:13.04)	1:41.65 [6] (0:13.08)	1:28.57 [5] (0:13.02)	1:15.55 [6] (0:12.78)	1:02.77 [6] (0:12.91)	0:49.86 [6] (0:12.74)	0:37.12 [6] (0:12.27)	0:24.85 [8] (0:12.15)	0:12.70 [8] (0:12.70)
Average Speed [km/h]	51.1	54.0	54.9	55.3	55.6	56.5	56.1	57.5	60.0	59.3	56.6
Top Speed [km/h]	59.4	57.3	58.2	57.1	57.3	57.6	57.2	60.0	60.9	60.1	59.3
Avg. Dist. to Rail [m]	5.4	1.1	0.8	1.8	2.5	3.0	3.4	2.9	3.6	4.7	4.6
Avg. Stride Freq. [Hz]	2.1	2.2	2.2	2.1	2.1	2.2	2.2	2.2	2.3	2.3	2.2
Avg. Stride Length [m]	6.7	6.9	7.0	7.1	7.2	7.3	7.1	7.3	7.3	7.3	7.1



- [ ] Ranking at each section and finish
- .-.- No data available at this section
- NA No data available