



# Sunshine Coast QLD Professional

## Race 5: HIGGINS COATINGS Class 3 Plate - 1800m

10 August 2024 - 13:58



Track Rating: Soft 6, Weather: Overcast, Rail Position: True

Section														
Field Times	Overall	1600m	1400m	1200m	1000m	800m	600m	Last 600m						
	1:53.71 (0:14.27)	1:39.44 (0:12.11)	1:27.33 (0:12.55)	1:14.78 (0:12.93)	1:01.85 (0:13.13)	0:48.72 (0:12.87)	0:35.85 (0:11.97)	0:35.85						
Rank	TAB	Horse/Jockey	Barrier	Top Speed [km/h]	Fastest Section								Distance Travelled [m]	
1	5	ZAPHOD Andrew Mallyon	9	63.5 400m	0:11.53 400m	1:53.71 [1] (0:14.34)	1:39.37 [4] (0:12.24)	1:27.13 [3] (0:12.60)	1:14.53 [3] (0:12.95)	1:01.58 [3] (0:13.06)	0:48.52 [3] (0:12.95)	0:35.57 [3] (0:11.95)	0:35.57	
2	2	COUNTER Ryan Maloney	3	64.5 400m	0:11.41 400m	1:53.97 [2] (0:14.32)	1:39.65 [3] (0:12.43)	1:27.22 [5] (0:12.75)	1:14.47 [5] (0:12.96)	1:01.51 [5] (0:13.06)	0:48.45 [5] (0:12.93)	0:35.52 [5] (0:11.95)	0:35.52	+1
3	1	SPRAY GUN Cody Collis	5	63.7 400m	0:11.36 400m	1:54.09 [3] (0:14.65)	1:39.44 [6] (0:12.39)	1:27.05 [7] (0:12.92)	1:14.13 [7] (0:12.79)	1:01.34 [7] (0:13.03)	0:48.31 [7] (0:12.96)	0:35.35 [8] (0:11.86)	0:35.35	-4
4	3	HECTOR DE MARIS Cejay Graham	11	62.3 Overall	0:11.86 400m	1:54.18 [4] (0:14.27)	1:39.91 [1] (0:12.11)	1:27.80 [1] (0:12.58)	1:15.22 [2] (0:12.96)	1:02.26 [2] (0:13.12)	0:49.14 [2] (0:12.94)	0:36.20 [2] (0:12.02)	0:36.20	+2
5	7	KISSED BY EVIE Boris Thornton	4	62.2 1600m	0:11.88 400m	1:54.19 [5] (0:14.32)	1:39.87 [2] (0:12.12)	1:27.75 [2] (0:12.49)	1:15.26 [1] (0:12.93)	1:02.33 [1] (0:13.13)	0:49.20 [1] (0:12.87)	0:36.33 [1] (0:11.97)	0:36.33	-6
6	13	SIMPLY REFUSE Bailey Wheeler	7	65.5 400m	0:11.27 400m	1:54.39 [6] (0:15.30)	1:39.09 [12] (0:12.39)	1:26.70 [11] (0:12.98)	1:13.72 [11] (0:12.68)	1:01.04 [11] (0:12.88)	0:48.16 [10] (0:12.83)	0:35.33 [10] (0:11.87)	0:35.33	-6
7	6	HALLSIDE MARTINI Taylor Marshall	10	63.8 400m	0:11.49 400m	1:54.47 [7] (0:15.02)	1:39.45 [10] (0:12.30)	1:27.15 [8] (0:12.78)	1:14.37 [8] (0:12.79)	1:01.58 [8] (0:12.92)	0:48.66 [8] (0:12.90)	0:35.76 [7] (0:11.82)	0:35.76	-6
8	12	IMARICHGIRL Angela Jones	6	63.8 400m	0:11.55 400m	1:54.62 [8] (0:14.84)	1:39.78 [8] (0:12.50)	1:27.28 [9] (0:12.95)	1:14.33 [9] (0:12.77)	1:01.56 [9] (0:13.06)	0:48.50 [9] (0:12.87)	0:35.63 [9] (0:11.85)	0:35.63	+0
9	8	SUPER CHILLED James Orman	12	65.3 400m	0:11.40 400m	1:54.63 [9] (0:15.20)	1:39.43 [11] (0:12.64)	1:26.79 [12] (0:13.00)	1:13.79 [12] (0:12.71)	1:01.08 [12] (0:12.89)	0:48.19 [12] (0:12.88)	0:35.31 [12] (0:11.73)	0:35.31	+3
10	11	NOTACLUEHOWORWHO Nikita Beriman	1	62.1 400m	0:11.80 400m	1:54.69 [10] (0:14.35)	1:40.34 [5] (0:12.31)	1:28.03 [4] (0:12.65)	1:15.38 [4] (0:12.95)	1:02.43 [4] (0:12.95)	0:49.48 [4] (0:12.94)	0:36.54 [4] (0:11.97)	0:36.54	-6

[ ] Ranking at each section and finish  
 -:-:- No data available at this section  
 NA No data available

SCN Saddle cloth number  
 DNF Did not finish  
 DNT Did not track



**Sunshine Coast QLD Professional**  
**Race 5: HIGGINS COATINGS Class 3 Plate - 1800m**  
**10 August 2024 - 13:58**



Track Rating: Soft 6, Weather: Overcast, Rail Position: True

Section		Overall	1600m	1400m	1200m	1000m	800m	600m	Last 600m					
Field Times		1:53.71 (0:14.27)	1:39.44 (0:12.11)	1:27.33 (0:12.55)	1:14.78 (0:12.93)	1:01.85 (0:13.13)	0:48.72 (0:12.87)	0:35.85 (0:11.97)	0:35.85					
Rank	TAB Horse/Jockey	Barrier	Top Speed [km/h]	Fastest Section										Distance Travelled [m]
11	10 <b>HIGHLAND HILL</b> Noel Callow	2	62.3 600m	0:11.87 400m	1:54.96 [11] (0:14.75)	1:40.21 [7] (0:12.23)	1:27.98 [6] (0:12.77)	1:15.21 [6] (0:12.89)	1:02.32 [6] (0:12.91)	0:49.41 [6] (0:12.95)	0:36.46 [6] (0:11.88)	0:36.46	-7	
12	4 <b>PORT MOURANT</b> Emily Lang	13	64.6 400m	0:11.38 400m	1:54.99 [12] (0:15.67)	1:39.32 [13] (0:12.62)	1:26.70 [13] (0:13.00)	1:13.70 [13] (0:12.65)	1:01.05 [13] (0:12.85)	0:48.20 [13] (0:12.97)	0:35.23 [13] (0:11.71)	0:35.23	+0	
13	9 <b>GENERAL BARCA</b> Michael Rodd	8	63.3 600m	0:11.65 400m	1:55.21 [13] (0:15.00)	1:40.21 [9] (0:12.62)	1:27.59 [10] (0:12.99)	1:14.60 [10] (0:12.73)	1:01.87 [10] (0:12.93)	0:48.94 [11] (0:12.97)	0:35.97 [11] (0:11.86)	0:35.97	+1	

[ ] Ranking at each section and finish  
 -:-:-:- No data available at this section  
 NA No data available

SCN Saddle cloth number  
 DNF Did not finish  
 DNT Did not track



**Sunshine Coast QLD Professional**  
**Race 5: HIGGINS COATINGS Class 3 Plate - 1800m**  
**10 August 2024 - 13:58**



Track Rating: Soft 6, Weather: Overcast, Rail Position: True

Section				400m	200m			Last 600m			
Field Times				0:23.88 (0:11.79)	0:12.09 (0:12.09)			0:35.85			
Rank	TAB	Horse/Jockey	Barrier	Top Speed [km/h]	Fastest Section	Margin				Distance Travelled [m]	
1	5	ZAPHOD Andrew Mallyon	9	63.5 400m	0:11.53 400m	0:23.62 [3] (0:11.53)	0:12.09 [1] (0:12.09)	1:53.71		0:35.57	
2	2	COUNTER Ryan Maloney	3	64.5 400m	0:11.41 400m	0:23.57 [6] (0:11.41)	0:12.16 [3] (0:12.16)	1.3L		0:35.52	+1
3	1	SPRAY GUN Cody Collis	5	63.7 400m	0:11.36 400m	0:23.49 [8] (0:11.36)	0:12.13 [6] (0:12.13)	1.8L		0:35.35	-4
4	3	HECTOR DE MARIS Cejay Graham	11	62.3 Overall	0:11.86 400m	0:24.18 [2] (0:11.86)	0:12.32 [4] (0:12.32)	2.2L		0:36.20	+2
5	7	KISSED BY EVIE Boris Thornton	4	62.2 1600m	0:11.88 400m	0:24.36 [1] (0:11.88)	0:12.48 [2] (0:12.48)	2.3L		0:36.33	-6
6	13	SIMPLY REFUSE Bailey Wheeler	7	65.5 400m	0:11.27 400m	0:23.46 [10] (0:11.27)	0:12.19 [8] (0:12.19)	3.3L		0:35.33	-6
7	6	HALLSIDE MARTINI Taylor Marshall	10	63.8 400m	0:11.49 400m	0:23.94 [7] (0:11.49)	0:12.45 [7] (0:12.45)	3.7L		0:35.76	-6
8	12	IMARICHGIRL Angela Jones	6	63.8 400m	0:11.55 400m	0:23.78 [9] (0:11.55)	0:12.23 [10] (0:12.23)	4.5L		0:35.63	+0
9	8	SUPER CHILLED James Orman	12	65.3 400m	0:11.40 400m	0:23.58 [11] (0:11.40)	0:12.18 [11] (0:12.18)	4.6L		0:35.31	+3
10	11	NOTACLUEHOWORWHO Nikita Beriman	1	62.1 400m	0:11.80 400m	0:24.57 [4] (0:11.80)	0:12.77 [5] (0:12.77)	4.8L		0:36.54	-6

[ ] Ranking at each section and finish  
 -:-:- No data available at this section  
 NA No data available

SCN Saddle cloth number  
 DNF Did not finish  
 DNT Did not track



**Sunshine Coast QLD Professional**  
**Race 5: HIGGINS COATINGS Class 3 Plate - 1800m**  
**10 August 2024 - 13:58**



Track Rating: Soft 6, Weather: Overcast, Rail Position: True

Section				400m	200m			Last 600m		
Field Times				0:23.88 (0:11.79)	0:12.09 (0:12.09)			0:35.85		
Rank	TAB	Horse/Jockey	Barrier	Top Speed [km/h]	Fastest Section	Margin				Distance Travelled [m]
11	10	<b>HIGHLAND HILL</b> Noel Callow	2	62.3 600m	0:11.87 400m	0:24.58 [5] (0:11.87)	0:12.71 [9] (0:12.71)	6.3L	0:36.46	-7
12	4	<b>PORT MOURANT</b> Emily Lang	13	64.6 400m	0:11.38 400m	0:23.52 [13] (0:11.38)	0:12.14 [13] (0:12.14)	6.5L	0:35.23	+0
13	9	<b>GENERAL BARCA</b> Michael Rodd	8	63.3 600m	0:11.65 400m	0:24.11 [12] (0:11.65)	0:12.46 [12] (0:12.46)	7.8L	0:35.97	+1

[ ] Ranking at each section and finish  
 -:-:-:- No data available at this section  
 NA No data available

SCN Saddle cloth number  
 DNF Did not finish  
 DNT Did not track



Horse/Jockey Name	Zaphod
Final Rank	1
Fastest Section Time (Section)	0:11.53 (400m)
Top Speed [km/h] (Section)	63.5 (400m)
Race State	Finished



Sunshine Coast QLD Professional

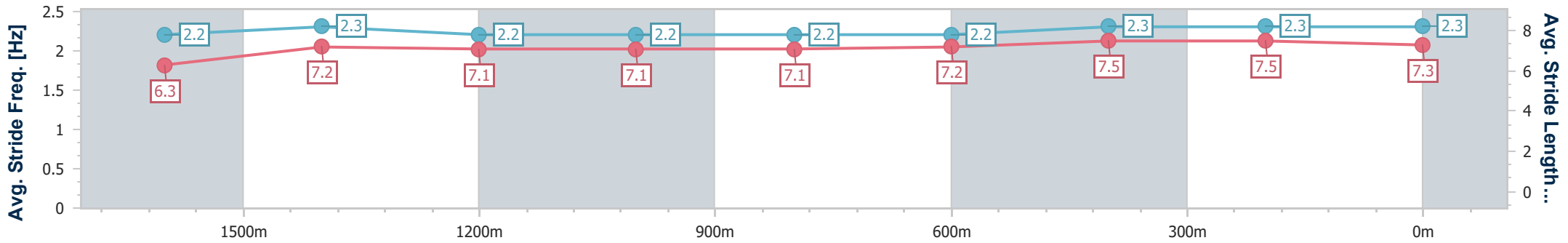
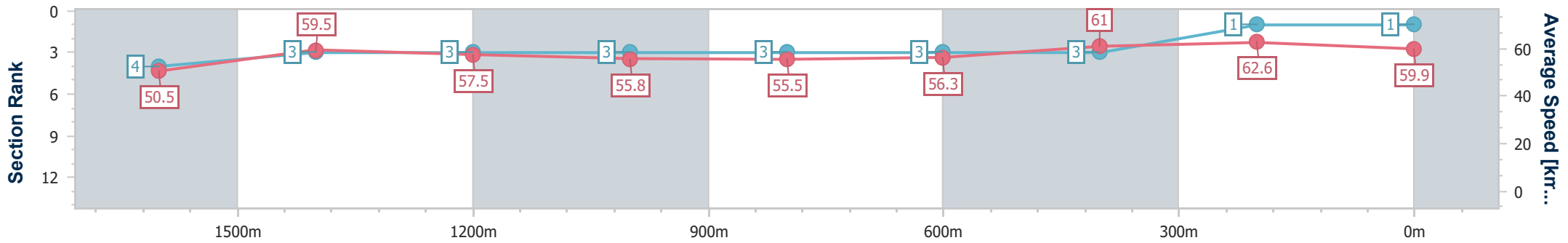
Race 5: HIGGINS COATINGS Class 3 Plate - 1800m



10 August 2024 - 13:58

Track Rating: Soft 6, Weather: Overcast, Rail Position: True

Section	Overall	1600m	1400m	1200m	1000m	800m	600m	400m	200m
Section Times	1:53.71 [1] (0:14.34)	1:39.37 [4] (0:12.24)	1:27.13 [3] (0:12.60)	1:14.53 [3] (0:12.95)	1:01.58 [3] (0:13.06)	0:48.52 [3] (0:12.95)	0:35.57 [3] (0:11.95)	0:23.62 [3] (0:11.53)	0:12.09 [1] (0:12.09)
Average Speed [km/h]	50.5	59.5	57.5	55.8	55.5	56.3	61.0	62.6	59.9
Top Speed [km/h]	61.3	62.0	60.0	56.3	56.2	59.1	62.3	63.5	61.9
Avg. Dist. to Rail [m]	8.7	2.6	3.1	3.3	3.3	2.3	2.3	6.1	8.5
Avg. Stride Freq. [Hz]	2.2	2.3	2.2	2.2	2.2	2.2	2.3	2.3	2.3
Avg. Stride Length [m]	6.3	7.2	7.1	7.1	7.1	7.2	7.5	7.5	7.3



- [ ] Ranking at each section and finish
- .-.- No data available at this section
- NA No data available



Horse/Jockey Name	Counter
Final Rank	2
Fastest Section Time (Section)	0:11.41 (400m)
Top Speed [km/h] (Section)	64.5 (400m)
Race State	Finished



Sunshine Coast QLD Professional

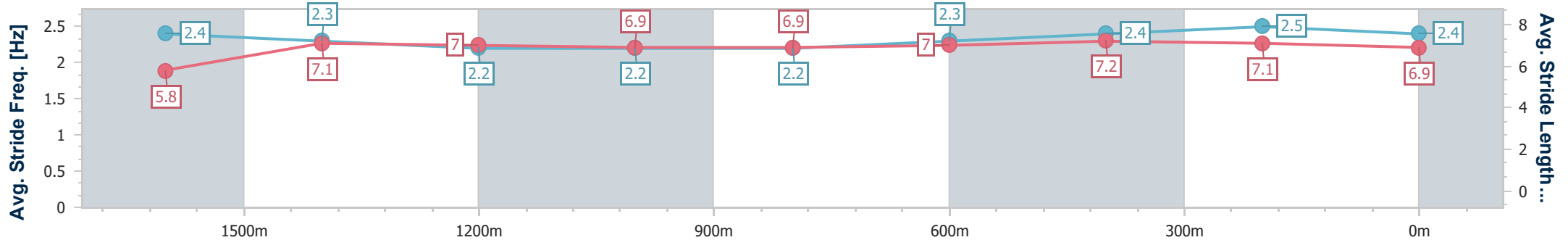
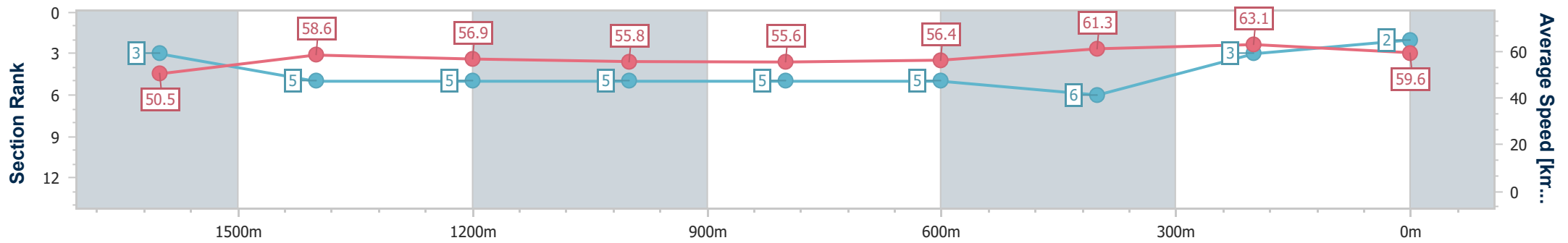
Race 5: HIGGINS COATINGS Class 3 Plate - 1800m



10 August 2024 - 13:58

Track Rating: Soft 6, Weather: Overcast, Rail Position: True

Section	Overall	1600m	1400m	1200m	1000m	800m	600m	400m	200m			
Section Times	1:53.97 [2] (0:14.32)	1:39.65 [3] (0:12.43)	1:27.22 [5] (0:12.75)	1:14.47 [5] (0:12.96)	1:01.51 [5] (0:13.06)	0:48.45 [5] (0:12.93)	0:35.52 [5] (0:11.95)	0:23.57 [6] (0:11.41)	0:12.16 [3] (0:12.16)			
Average Speed [km/h]	50.5	58.6	56.9	55.8	55.6	56.4	61.3	63.1	59.6			
Top Speed [km/h]	60.0	59.9	58.6	57.4	56.2	59.4	63.2	64.5	61.2			
Avg. Dist. to Rail [m]	4.8	3.1	3.3	3.5	3.5	2.6	2.5	7.5	9.6			
Avg. Stride Freq. [Hz]	2.4	2.3	2.2	2.2	2.2	2.3	2.4	2.5	2.4			
Avg. Stride Length [m]	5.8	7.1	7.0	6.9	6.9	7.0	7.2	7.1	6.9			



- [ ] Ranking at each section and finish
- .-.- No data available at this section
- NA No data available



Horse/Jockey Name	Spray Gun
Final Rank	3
Fastest Section Time (Section)	0:11.36 (400m)
Top Speed [km/h] (Section)	63.7 (400m)
Race State	Finished



Sunshine Coast QLD Professional

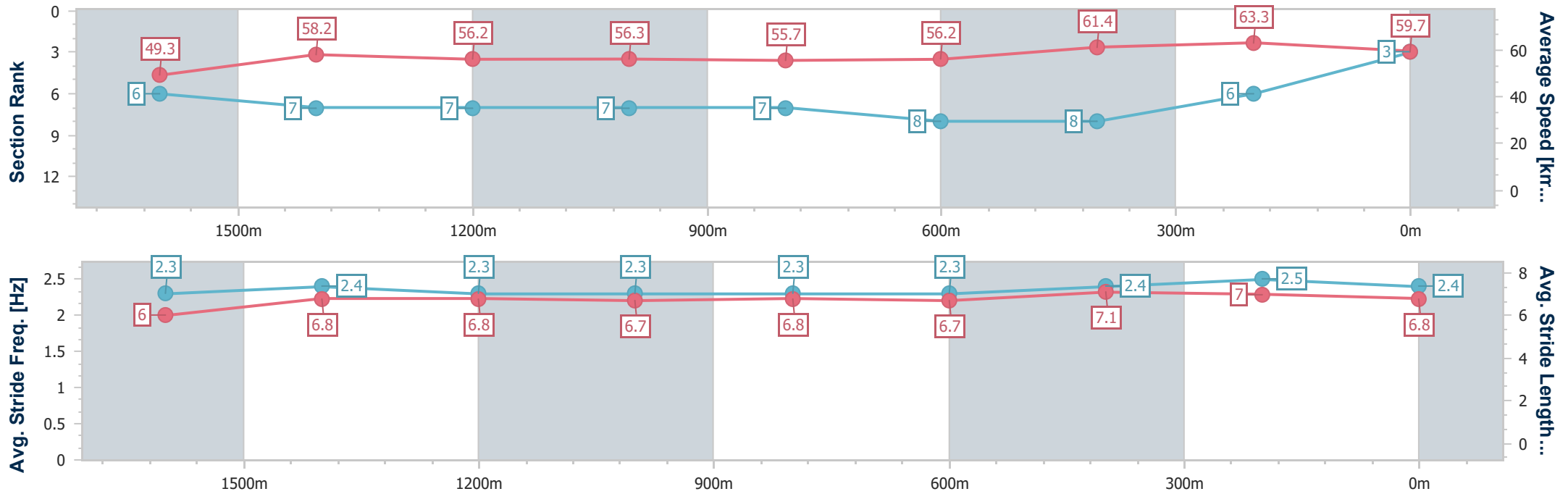
Race 5: HIGGINS COATINGS Class 3 Plate - 1800m



10 August 2024 - 13:58

Track Rating: Soft 6, Weather: Overcast, Rail Position: True

Section	Overall	1600m	1400m	1200m	1000m	800m	600m	400m	200m
Section Times	1:54.09 [3] (0:14.65)	1:39.44 [6] (0:12.39)	1:27.05 [7] (0:12.92)	1:14.13 [7] (0:12.79)	1:01.34 [7] (0:13.03)	0:48.31 [7] (0:12.96)	0:35.35 [8] (0:11.86)	0:23.49 [8] (0:11.36)	0:12.13 [6] (0:12.13)
Average Speed [km/h]	49.3	58.2	56.2	56.3	55.7	56.2	61.4	63.3	59.7
Top Speed [km/h]	59.7	59.7	58.5	58.7	56.7	60.0	63.4	63.7	62.2
Avg. Dist. to Rail [m]	6.0	1.6	2.3	2.8	2.9	1.7	1.9	7.2	10.3
Avg. Stride Freq. [Hz]	2.3	2.4	2.3	2.3	2.3	2.3	2.4	2.5	2.4
Avg. Stride Length [m]	6.0	6.8	6.8	6.7	6.8	6.7	7.1	7.0	6.8



- [ ] Ranking at each section and finish
- .-.- No data available at this section
- NA No data available



Horse/Jockey Name	Hector De Maris
Final Rank	4
Fastest Section Time (Section)	0:11.86 (400m)
Top Speed [km/h] (Section)	62.3 (Overall)
Race State	Finished



### Sunshine Coast QLD Professional

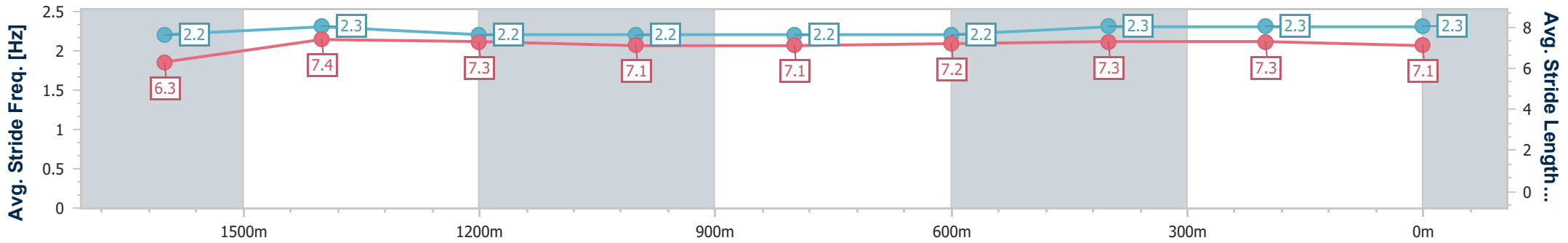
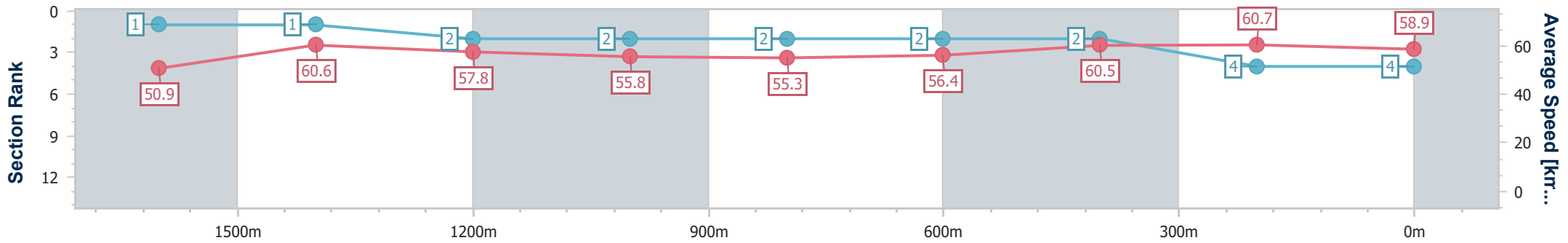
Race 5: HIGGINS COATINGS Class 3 Plate - 1800m



10 August 2024 - 13:58

Track Rating: Soft 6, Weather: Overcast, Rail Position: True

Section	Overall	1600m	1400m	1200m	1000m	800m	600m	400m	200m
Section Times	1:54.18 [4] (0:14.27)	1:39.91 [1] (0:12.11)	1:27.80 [1] (0:12.58)	1:15.22 [2] (0:12.96)	1:02.26 [2] (0:13.12)	0:49.14 [2] (0:12.94)	0:36.20 [2] (0:12.02)	0:24.18 [2] (0:11.86)	0:12.32 [4] (0:12.32)
Average Speed [km/h]	50.9	60.6	57.8	55.8	55.3	56.4	60.5	60.7	58.9
Top Speed [km/h]	62.3	61.8	59.1	56.6	55.9	59.5	61.2	61.1	60.1
Avg. Dist. to Rail [m]	11.4	5.0	3.7	3.5	3.4	2.6	2.0	5.2	6.3
Avg. Stride Freq. [Hz]	2.2	2.3	2.2	2.2	2.2	2.2	2.3	2.3	2.3
Avg. Stride Length [m]	6.3	7.4	7.3	7.1	7.1	7.2	7.3	7.3	7.1



- [ ] Ranking at each section and finish
- .-.- No data available at this section
- NA No data available





Horse/Jockey Name	Kissed By Evie
Final Rank	5
Fastest Section Time (Section)	0:11.88 (400m)
Top Speed [km/h] (Section)	62.2 (1600m)
Race State	Finished



### Sunshine Coast QLD Professional

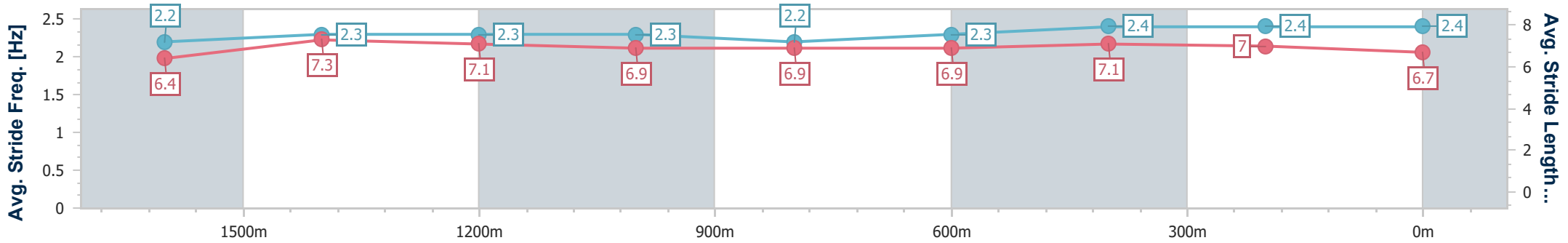
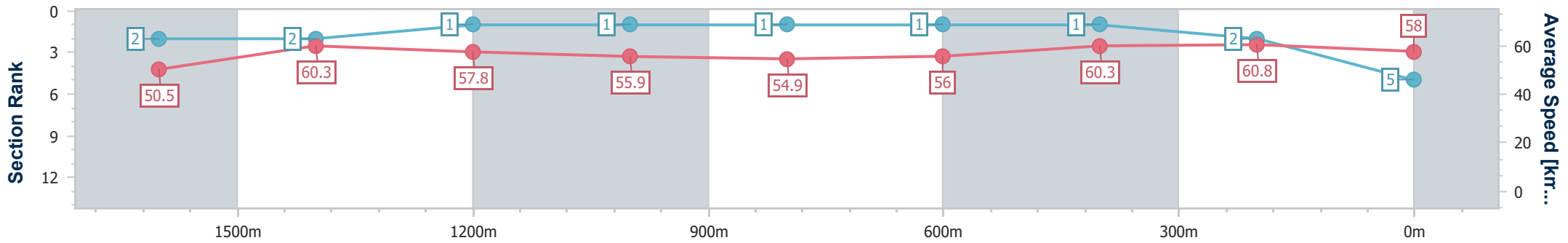
Race 5: HIGGINS COATINGS Class 3 Plate - 1800m



10 August 2024 - 13:58

Track Rating: Soft 6, Weather: Overcast, Rail Position: True

Section	Overall	1600m	1400m	1200m	1000m	800m	600m	400m	200m
Section Times	1:54.19 [5] (0:14.32)	1:39.87 [2] (0:12.12)	1:27.75 [2] (0:12.49)	1:15.26 [1] (0:12.93)	1:02.33 [1] (0:13.13)	0:49.20 [1] (0:12.87)	0:36.33 [1] (0:11.97)	0:24.36 [1] (0:11.88)	0:12.48 [2] (0:12.48)
Average Speed [km/h]	50.5	60.3	57.8	55.9	54.9	56.0	60.3	60.8	58.0
Top Speed [km/h]	61.9	62.2	59.5	56.7	55.9	58.1	61.9	62.0	60.0
Avg. Dist. to Rail [m]	6.0	2.9	2.5	1.9	1.5	0.3	0.6	5.1	8.8
Avg. Stride Freq. [Hz]	2.2	2.3	2.3	2.3	2.2	2.3	2.4	2.4	2.4
Avg. Stride Length [m]	6.4	7.3	7.1	6.9	6.9	6.9	7.1	7.0	6.7



- [ ] Ranking at each section and finish
- .-.- No data available at this section
- NA No data available



Horse/Jockey Name	Simply Refuse
Final Rank	6
Fastest Section Time (Section)	0:11.27 (400m)
Top Speed [km/h] (Section)	65.5 (400m)
Race State	Finished



Sunshine Coast QLD Professional

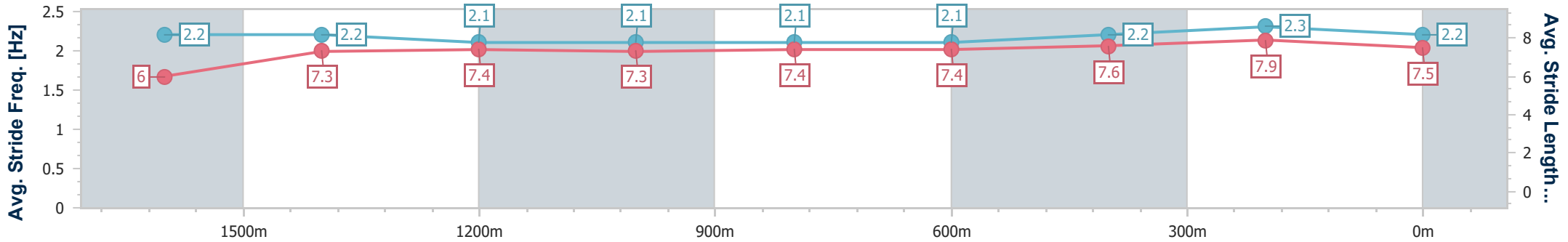
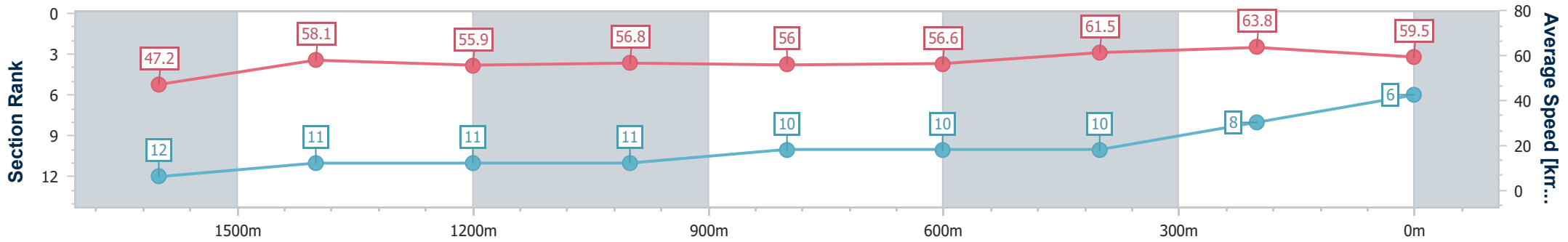
Race 5: HIGGINS COATINGS Class 3 Plate - 1800m



10 August 2024 - 13:58

Track Rating: Soft 6, Weather: Overcast, Rail Position: True

Section	Overall	1600m	1400m	1200m	1000m	800m	600m	400m	200m			
Section Times	1:54.39 [6] (0:15.30)	1:39.09 [12] (0:12.39)	1:26.70 [11] (0:12.98)	1:13.72 [11] (0:12.68)	1:01.04 [11] (0:12.88)	0:48.16 [10] (0:12.83)	0:35.33 [10] (0:11.87)	0:23.46 [10] (0:11.27)	0:12.19 [8] (0:12.19)			
Average Speed [km/h]	47.2	58.1	55.9	56.8	56.0	56.6	61.5	63.8	59.5			
Top Speed [km/h]	59.7	59.5	57.7	57.7	57.0	59.7	64.3	65.5	61.6			
Avg. Dist. to Rail [m]	5.5	1.0	1.6	1.5	1.6	0.9	2.4	6.8	9.1			
Avg. Stride Freq. [Hz]	2.2	2.2	2.1	2.1	2.1	2.1	2.2	2.3	2.2			
Avg. Stride Length [m]	6.0	7.3	7.4	7.3	7.4	7.4	7.4	7.9	7.5			



- [ ] Ranking at each section and finish
- .-.- No data available at this section
- NA No data available



Horse/Jockey Name	Hallside Martini
Final Rank	7
Fastest Section Time (Section)	0:11.49 (400m)
Top Speed [km/h] (Section)	63.8 (400m)
Race State	Finished



Sunshine Coast QLD Professional

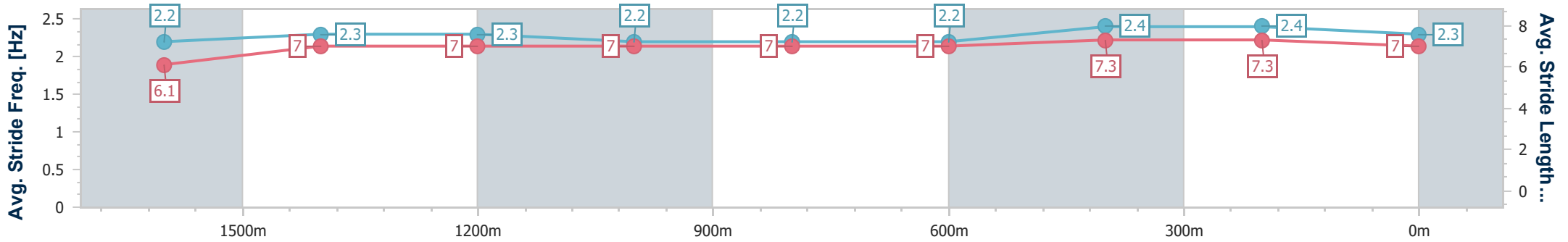
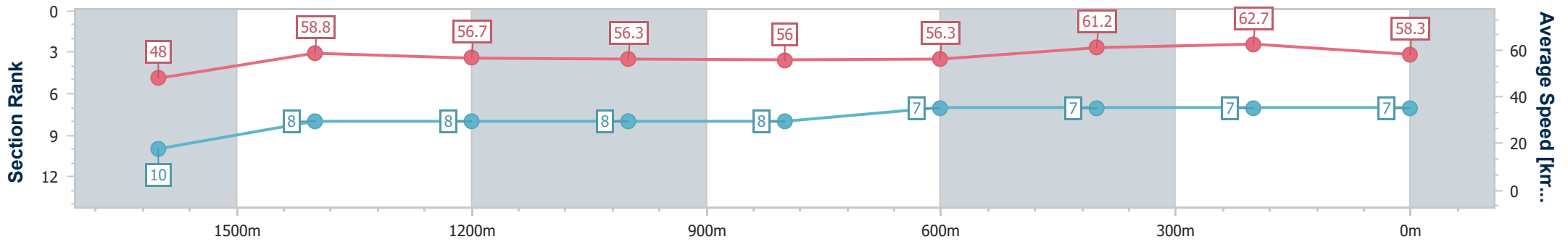
Race 5: HIGGINS COATINGS Class 3 Plate - 1800m



10 August 2024 - 13:58

Track Rating: Soft 6, Weather: Overcast, Rail Position: True

Section	Overall	1600m	1400m	1200m	1000m	800m	600m	400m	200m
Section Times	1:54.47 [7] (0:15.02)	1:39.45 [10] (0:12.30)	1:27.15 [8] (0:12.78)	1:14.37 [8] (0:12.79)	1:01.58 [8] (0:12.92)	0:48.66 [8] (0:12.90)	0:35.76 [7] (0:11.82)	0:23.94 [7] (0:11.49)	0:12.45 [7] (0:12.45)
Average Speed [km/h]	48.0	58.8	56.7	56.3	56.0	56.3	61.2	62.7	58.3
Top Speed [km/h]	59.2	60.2	57.5	57.8	57.0	60.0	62.3	63.8	61.3
Avg. Dist. to Rail [m]	6.9	1.3	2.1	2.3	2.1	1.3	1.1	6.7	9.4
Avg. Stride Freq. [Hz]	2.2	2.3	2.3	2.2	2.2	2.2	2.4	2.4	2.3
Avg. Stride Length [m]	6.1	7.0	7.0	7.0	7.0	7.0	7.3	7.3	7.0



- [ ] Ranking at each section and finish
- .-.- No data available at this section
- NA No data available



Horse/Jockey Name	Imarichgirl
Final Rank	8
Fastest Section Time (Section)	0:11.55 (400m)
Top Speed [km/h] (Section)	63.8 (400m)
Race State	Finished



### Sunshine Coast QLD Professional

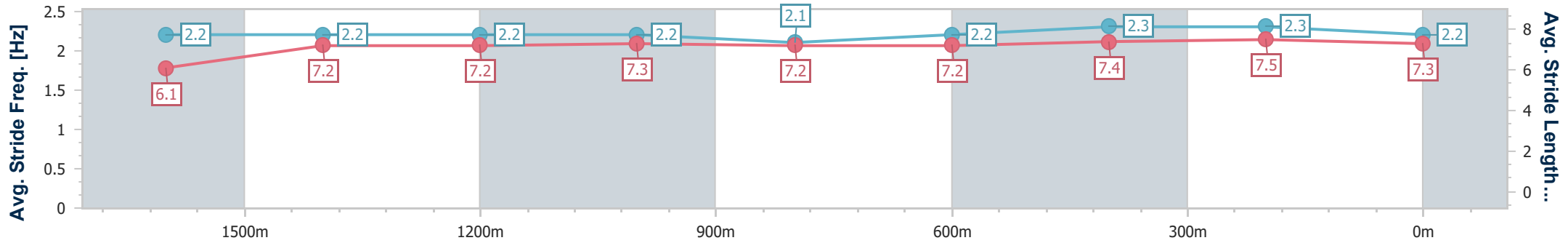
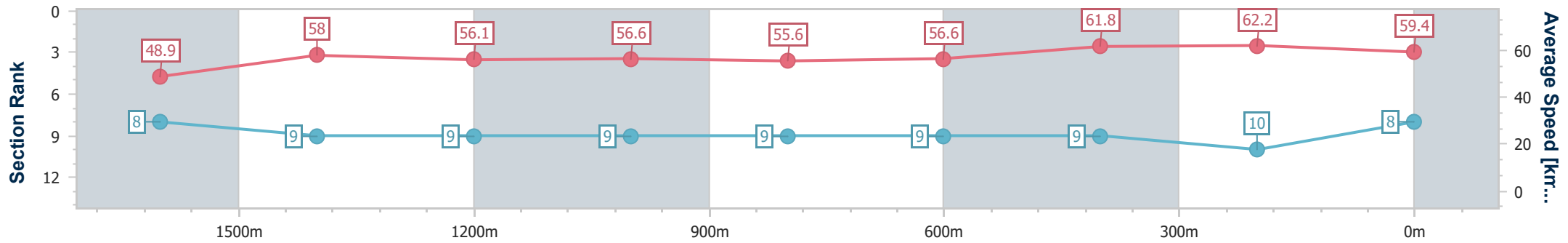
Race 5: HIGGINS COATINGS Class 3 Plate - 1800m



10 August 2024 - 13:58

Track Rating: Soft 6, Weather: Overcast, Rail Position: True

Section	Overall	1600m	1400m	1200m	1000m	800m	600m	400m	200m			
Section Times	1:54.62 [8] (0:14.84)	1:39.78 [8] (0:12.50)	1:27.28 [9] (0:12.95)	1:14.33 [9] (0:12.77)	1:01.56 [9] (0:13.06)	0:48.50 [9] (0:12.87)	0:35.63 [9] (0:11.85)	0:23.78 [9] (0:11.55)	0:12.23 [10] (0:12.23)			
Average Speed [km/h]	48.9	58.0	56.1	56.6	55.6	56.6	61.8	62.2	59.4			
Top Speed [km/h]	58.8	59.4	58.0	58.2	56.6	60.1	63.2	63.8	61.5			
Avg. Dist. to Rail [m]	7.8	2.9	3.5	3.7	3.6	2.0	2.5	8.3	10.6			
Avg. Stride Freq. [Hz]	2.2	2.2	2.2	2.2	2.1	2.2	2.3	2.3	2.2			
Avg. Stride Length [m]	6.1	7.2	7.2	7.3	7.2	7.2	7.4	7.5	7.3			



- [ ] Ranking at each section and finish
- .-.- No data available at this section
- NA No data available



Horse/Jockey Name	Super Chilled
Final Rank	9
Fastest Section Time (Section)	0:11.40 (400m)
Top Speed [km/h] (Section)	65.3 (400m)
Race State	Finished



Sunshine Coast QLD Professional

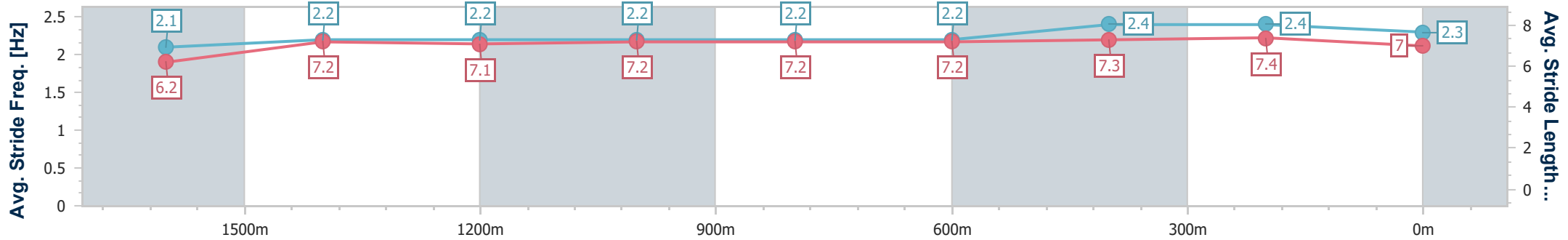
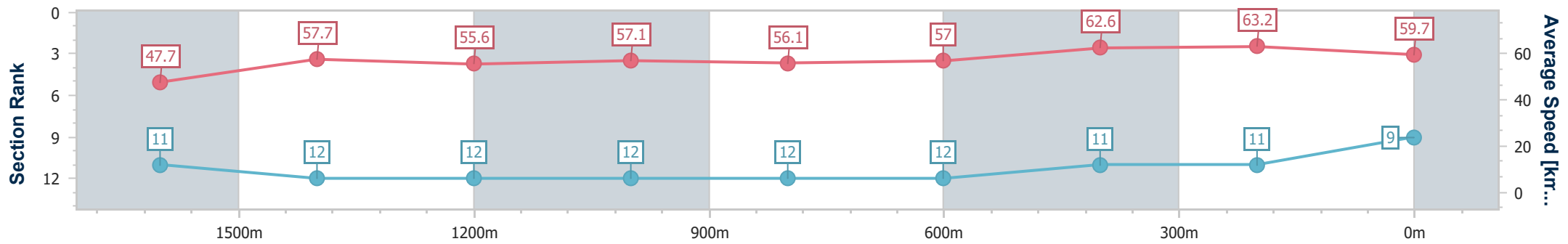
Race 5: HIGGINS COATINGS Class 3 Plate - 1800m

10 August 2024 - 13:58

Track Rating: Soft 6, Weather: Overcast, Rail Position: True



Section	Overall	1600m	1400m	1200m	1000m	800m	600m	400m	200m			
Section Times	1:54.63 [9] (0:15.20)	1:39.43 [11] (0:12.64)	1:26.79 [12] (0:13.00)	1:13.79 [12] (0:12.71)	1:01.08 [12] (0:12.89)	0:48.19 [12] (0:12.88)	0:35.31 [12] (0:11.73)	0:23.58 [11] (0:11.40)	0:12.18 [11] (0:12.18)			
Average Speed [km/h]	47.7	57.7	55.6	57.1	56.1	57.0	62.6	63.2	59.7			
Top Speed [km/h]	58.8	58.7	57.2	57.7	57.6	61.1	65.2	65.3	62.1			
Avg. Dist. to Rail [m]	9.3	3.1	3.4	3.4	3.4	2.8	3.6	8.7	11.0			
Avg. Stride Freq. [Hz]	2.1	2.2	2.2	2.2	2.2	2.2	2.4	2.4	2.3			
Avg. Stride Length [m]	6.2	7.2	7.1	7.2	7.2	7.2	7.3	7.4	7.0			



- [ ] Ranking at each section and finish
- .-.- No data available at this section
- NA No data available



Horse/Jockey Name	Notacluehoworwho
Final Rank	10
Fastest Section Time (Section)	0:11.80 (400m)
Top Speed [km/h] (Section)	62.1 (400m)
Race State	Finished



### Sunshine Coast QLD Professional

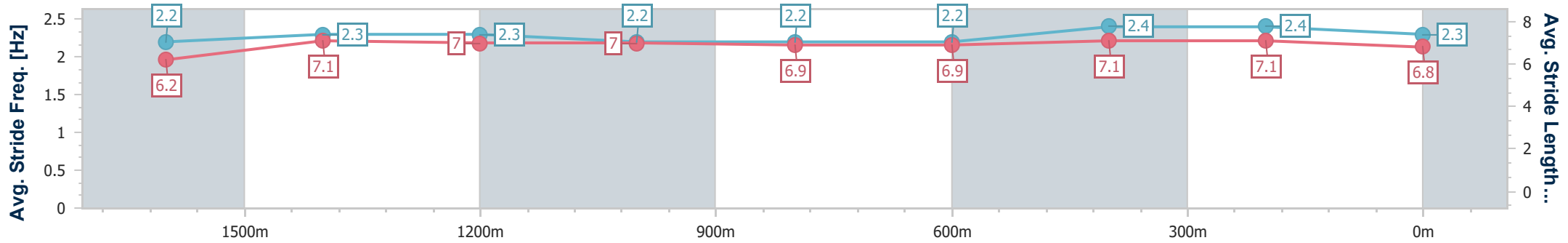
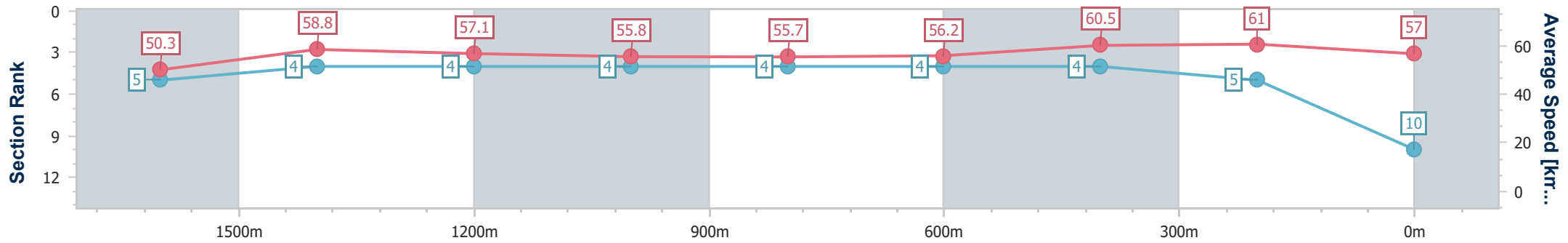
Race 5: HIGGINS COATINGS Class 3 Plate - 1800m



10 August 2024 - 13:58

Track Rating: Soft 6, Weather: Overcast, Rail Position: True

Section	Overall	1600m	1400m	1200m	1000m	800m	600m	400m	200m				
Section Times	1:54.69 [10] (0:14.35)	1:40.34 [5] (0:12.31)	1:28.03 [4] (0:12.65)	1:15.38 [4] (0:12.95)	1:02.43 [4] (0:12.95)	0:49.48 [4] (0:12.94)	0:36.54 [4] (0:11.97)	0:24.57 [4] (0:11.80)	0:12.77 [5] (0:12.77)				
Average Speed [km/h]	50.3	58.8	57.1	55.8	55.7	56.2	60.5	61.0	57.0				
Top Speed [km/h]	61.1	60.0	57.6	56.8	57.0	58.8	61.8	62.1	59.1				
Avg. Dist. to Rail [m]	3.5	1.5	1.7	2.3	2.2	1.4	1.0	4.8	6.6				
Avg. Stride Freq. [Hz]	2.2	2.3	2.3	2.2	2.2	2.2	2.4	2.4	2.3				
Avg. Stride Length [m]	6.2	7.1	7.0	7.0	6.9	6.9	7.1	7.1	6.8				



- [ ] Ranking at each section and finish
- .-.- No data available at this section
- NA No data available



Horse/Jockey Name	Highland Hill
Final Rank	11
Fastest Section Time (Section)	0:11.87 (400m)
Top Speed [km/h] (Section)	62.3 (600m)
Race State	Finished



Sunshine Coast QLD Professional

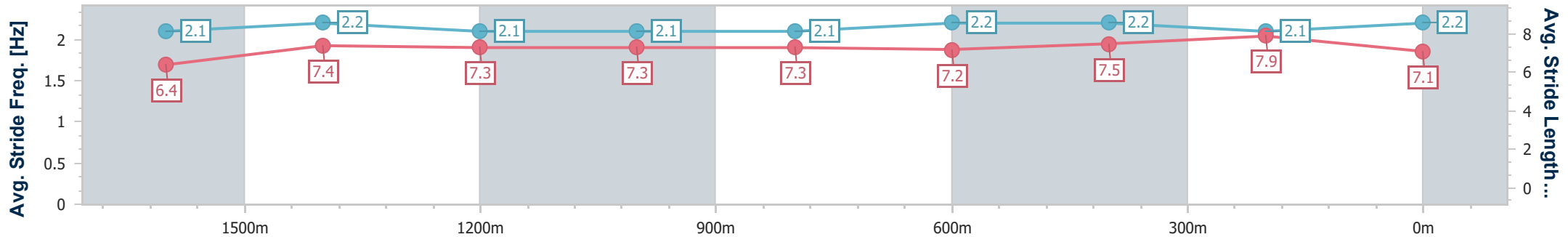
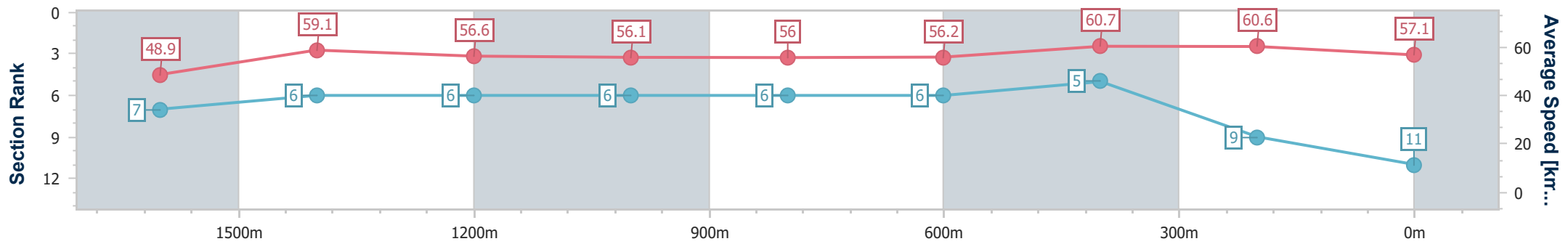
Race 5: HIGGINS COATINGS Class 3 Plate - 1800m



10 August 2024 - 13:58

Track Rating: Soft 6, Weather: Overcast, Rail Position: True

Section	Overall	1600m	1400m	1200m	1000m	800m	600m	400m	200m			
Section Times	1:54.96 [11] (0:14.75)	1:40.21 [7] (0:12.23)	1:27.98 [6] (0:12.77)	1:15.21 [6] (0:12.89)	1:02.32 [6] (0:12.91)	0:49.41 [6] (0:12.95)	0:36.46 [6] (0:11.88)	0:24.58 [5] (0:11.87)	0:12.71 [9] (0:12.71)			
Average Speed [km/h]	48.9	59.1	56.6	56.1	56.0	56.2	60.7	60.6	57.1			
Top Speed [km/h]	60.4	60.4	57.6	57.0	56.5	59.5	62.3	62.2	59.3			
Avg. Dist. to Rail [m]	3.8	1.4	1.8	2.3	2.2	1.6	0.4	2.0	3.4			
Avg. Stride Freq. [Hz]	2.1	2.2	2.1	2.1	2.1	2.2	2.2	2.1	2.2			
Avg. Stride Length [m]	6.4	7.4	7.3	7.3	7.3	7.2	7.5	7.9	7.1			



- [ ] Ranking at each section and finish
- .-.- No data available at this section
- NA No data available



Horse/Jockey Name	Port Mourant
Final Rank	12
Fastest Section Time (Section)	0:11.38 (400m)
Top Speed [km/h] (Section)	64.6 (400m)
Race State	Finished



Sunshine Coast QLD Professional

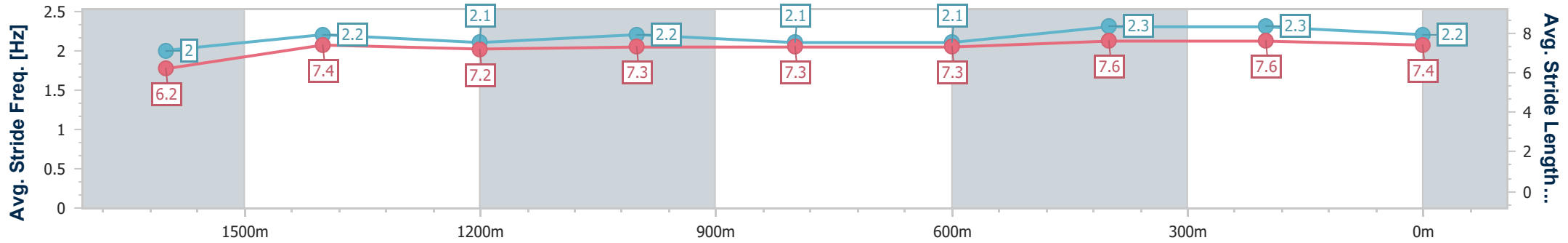
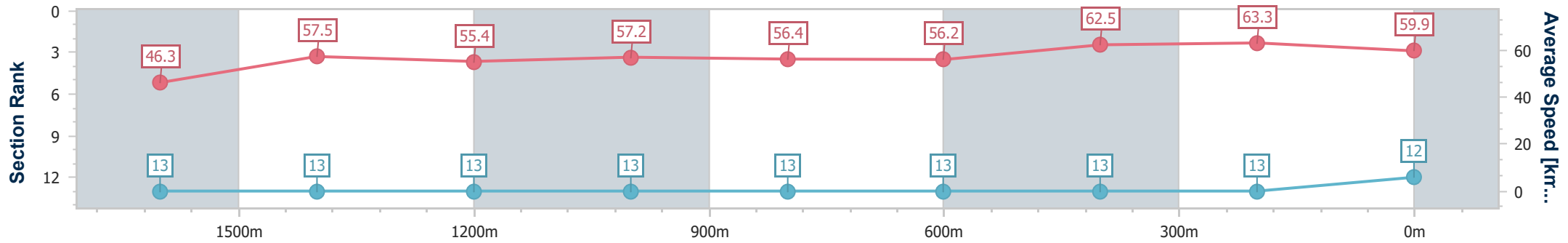
Race 5: HIGGINS COATINGS Class 3 Plate - 1800m



10 August 2024 - 13:58

Track Rating: Soft 6, Weather: Overcast, Rail Position: True

Section	Overall	1600m	1400m	1200m	1000m	800m	600m	400m	200m				
Section Times	1:54.99 [12] (0:15.67)	1:39.32 [13] (0:12.62)	1:26.70 [13] (0:13.00)	1:13.70 [13] (0:12.65)	1:01.05 [13] (0:12.85)	0:48.20 [13] (0:12.97)	0:35.23 [13] (0:11.71)	0:23.52 [13] (0:11.38)	0:12.14 [13] (0:12.14)				
Average Speed [km/h]	46.3	57.5	55.4	57.2	56.4	56.2	62.5	63.3	59.9				
Top Speed [km/h]	56.7	58.4	56.7	58.6	57.7	60.2	63.8	64.6	62.3				
Avg. Dist. to Rail [m]	10.8	1.6	2.0	2.5	3.0	2.2	2.5	10.1	13.1				
Avg. Stride Freq. [Hz]	2.0	2.2	2.1	2.2	2.1	2.1	2.3	2.3	2.2				
Avg. Stride Length [m]	6.2	7.4	7.2	7.3	7.3	7.3	7.6	7.6	7.4				



- [ ] Ranking at each section and finish
- .-.- No data available at this section
- NA No data available





Horse/Jockey Name	General Barca
Final Rank	13
Fastest Section Time (Section)	0:11.65 (400m)
Top Speed [km/h] (Section)	63.3 (600m)
Race State	Finished



Sunshine Coast QLD Professional

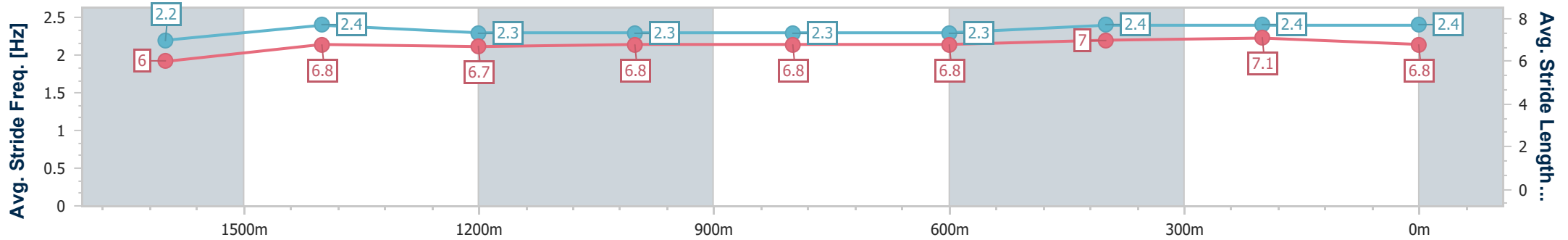
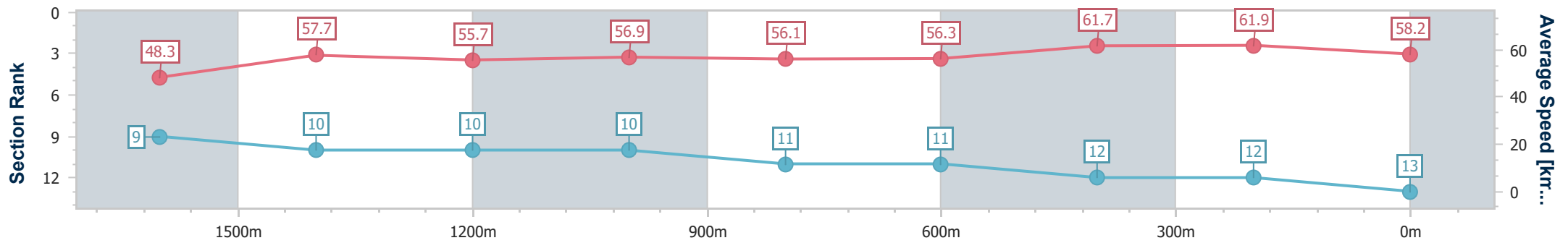
Race 5: HIGGINS COATINGS Class 3 Plate - 1800m



10 August 2024 - 13:58

Track Rating: Soft 6, Weather: Overcast, Rail Position: True

Section	Overall	1600m	1400m	1200m	1000m	800m	600m	400m	200m
Section Times	1:55.21 [13] (0:15.00)	1:40.21 [9] (0:12.62)	1:27.59 [10] (0:12.99)	1:14.60 [10] (0:12.73)	1:01.87 [10] (0:12.93)	0:48.94 [11] (0:12.97)	0:35.97 [11] (0:11.86)	0:24.11 [12] (0:11.65)	0:12.46 [12] (0:12.46)
Average Speed [km/h]	48.3	57.7	55.7	56.9	56.1	56.3	61.7	61.9	58.2
Top Speed [km/h]	58.4	58.5	57.6	57.4	57.6	59.2	63.3	62.8	60.5
Avg. Dist. to Rail [m]	8.4	3.2	3.3	3.5	3.4	2.6	2.5	7.0	7.9
Avg. Stride Freq. [Hz]	2.2	2.4	2.3	2.3	2.3	2.3	2.4	2.4	2.4
Avg. Stride Length [m]	6.0	6.8	6.7	6.8	6.8	6.8	7.0	7.1	6.8



- [ ] Ranking at each section and finish
- .-.- No data available at this section
- NA No data available