



Sunshine Coast QLD Professional

Race 6: BARRIER REEF POOLS OPEN Handicap - 1400m

10 August 2024 - 14:33



Track Rating: Soft 6, Weather: Overcast, Rail Position: True

Section		Overall	1200m	1000m	800m	600m	400m	Last 600m				
Field Times		1:24.95 (0:13.36)	1:11.59 (0:11.02)	1:00.57 (0:11.64)	0:48.93 (0:12.17)	0:36.76 (0:12.18)	0:24.58 (0:11.95)	0:36.76				
Rank	TAB Horse/Jockey	Barrier	Top Speed [km/h]	Fastest Section	Distance Travelled [m]							
1	4 ESSONNE Bailey Wheeler	2	67.0	0:11.12	1:24.95 [1] (0:13.78)	1:11.17 [5] (0:11.12)	1:00.05 [6] (0:11.82)	0:48.23 [6] (0:12.24)	0:35.99 [7] (0:12.00)	0:23.99 [5] (0:11.66)	0:35.99	
2	8 ATMOSPHERE Taylor Marshall	8	69.4	0:11.00	1:25.01 [2] (0:13.38)	1:11.63 [2] (0:11.00)	1:00.63 [1] (0:11.64)	0:48.99 [1] (0:12.17)	0:36.82 [1] (0:12.18)	0:24.64 [1] (0:11.95)	0:36.82	-1
3	2 IRISH SONGS Michael Rodd	3	66.7	0:11.04	1:25.40 [3] (0:13.84)	1:11.56 [6] (0:11.04)	1:00.52 [5] (0:11.82)	0:48.70 [5] (0:12.22)	0:36.48 [5] (0:12.12)	0:24.36 [6] (0:11.72)	0:36.48	-2
4	7 FLYING TRAPEZE Cejay Graham	7	67.3	0:11.12	1:25.46 [4] (0:13.42)	1:12.04 [3] (0:11.12)	1:00.92 [2] (0:11.94)	0:48.98 [4] (0:12.31)	0:36.67 [4] (0:12.11)	0:24.56 [4] (0:11.82)	0:36.67	-1
5	1 LEGAL ESPRIT Melea Castle	6	65.3	0:11.15	1:25.52 [5] (0:13.85)	1:11.67 [7] (0:11.15)	1:00.52 [7] (0:11.78)	0:48.74 [7] (0:12.18)	0:36.56 [6] (0:12.12)	0:24.44 [8] (0:11.85)	0:36.56	+5
6	6 HOT SPRING GOLD Nikita Beriman	4	66.9	0:11.00	1:25.77 [6] (0:14.26)	1:11.51 [8] (0:11.00)	1:00.51 [8] (0:11.72)	0:48.79 [8] (0:12.08)	0:36.71 [8] (0:12.01)	0:24.70 [7] (0:11.94)	0:36.71	+1
7	3 DEEPOUR James Orman	1	67.5	0:11.22	1:26.07 [7] (0:13.36)	1:12.71 [1] (0:11.22)	1:01.49 [3] (0:11.69)	0:49.80 [3] (0:12.32)	0:37.48 [3] (0:12.02)	0:25.46 [2] (0:11.77)	0:37.48	+0
8	5 CHATTY LADY Angela Jones	5	68.1	0:10.84	1:27.22 [8] (0:13.75)	1:13.47 [4] (0:10.84)	1:02.63 [4] (0:11.56)	0:51.07 [2] (0:12.42)	0:38.65 [2] (0:12.32)	0:26.33 [3] (0:12.42)	0:38.65	+3

[] Ranking at each section and finish
 -:-:- No data available at this section
 NA No data available

SCN Saddle cloth number
 DNF Did not finish
 DNT Did not track



Sunshine Coast QLD Professional

Race 6: BARRIER REEF POOLS OPEN Handicap - 1400m

10 August 2024 - 14:33



Track Rating: Soft 6, Weather: Overcast, Rail Position: True

Section							200m			Last 600m
Field Times							0:12.63 (0:12.63)			0:36.76
Rank	TAB	Horse/Jockey	Barrier	Top Speed [km/h]	Fastest Section	Margin			Distance Travelled [m]	
1	4	ESSONNE Bailey Wheeler	2	67.0 Overall	0:11.12 1200m	0:12.33 [3] (0:12.33)	1:24.95		0:35.99	
2	8	ATMOSPHERE Taylor Marshall	8	69.4 1200m	0:11.00 1200m	0:12.69 [1] (0:12.69)	0.2L		0:36.82 -1	
3	2	IRISH SONGS Michael Rodd	3	66.7 1200m	0:11.04 1200m	0:12.64 [5] (0:12.64)	2.5L		0:36.48 -2	
4	7	FLYING TRAPEZE Cejay Graham	7	67.3 1200m	0:11.12 1200m	0:12.74 [4] (0:12.74)	2.7L		0:36.67 -1	
5	1	LEGAL ESPRIT Melea Castle	6	65.3 Overall	0:11.15 1200m	0:12.59 [6] (0:12.59)	2.9L		0:36.56 +5	
6	6	HOT SPRING GOLD Nikita Beriman	4	66.9 1200m	0:11.00 1200m	0:12.76 [7] (0:12.76)	4.2L		0:36.71 +1	
7	3	DEEPOUR James Orman	1	67.5 Overall	0:11.22 1200m	0:13.69 [2] (0:13.69)	6L		0:37.48 +0	
8	5	CHATTY LADY Angela Jones	5	68.1 1200m	0:10.84 1200m	0:13.91 [8] (0:13.91)	12.8L		0:38.65 +3	

[] Ranking at each section and finish
 -:-:-:- No data available at this section
 NA No data available

SCN Saddle cloth number
 DNF Did not finish
 DNT Did not track



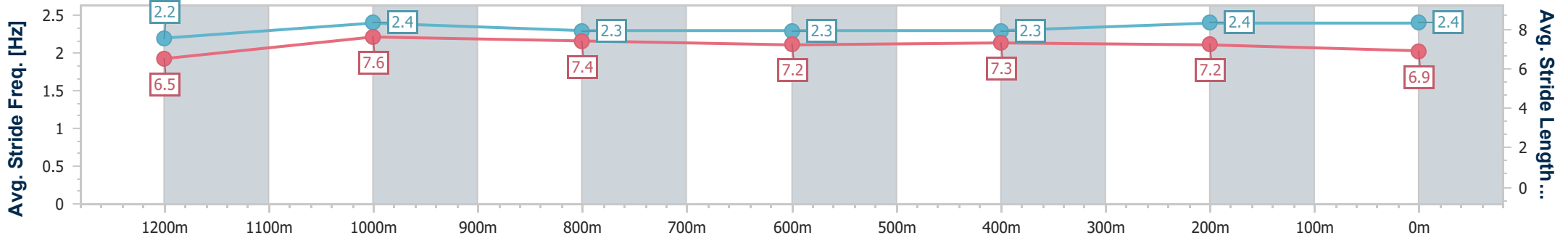
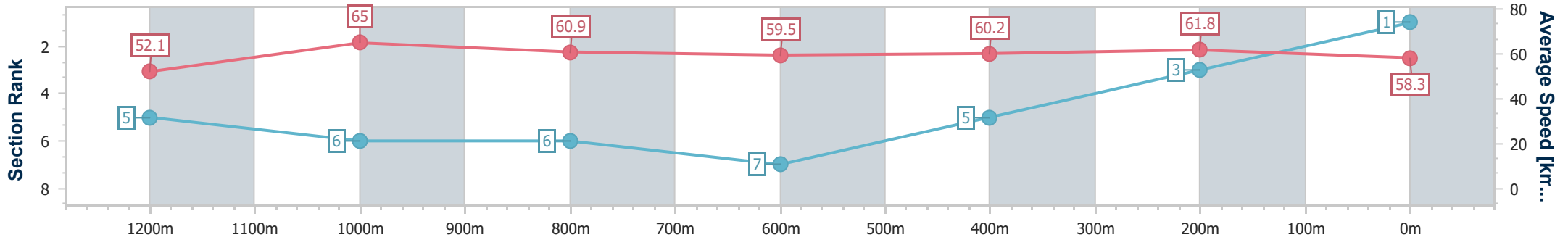
Horse/Jockey Name	Essonne
Final Rank	1
Fastest Section Time (Section)	0:11.12 (1200m)
Top Speed [km/h] (Section)	67.0 (Overall)
Race State	Finished



Sunshine Coast QLD Professional
 Race 6: BARRIER REEF POOLS OPEN Handicap - 1400m
 10 August 2024 - 14:33
 Track Rating: Soft 6, Weather: Overcast, Rail Position: True



Section	Overall	1200m	1000m	800m	600m	400m	200m
Section Times	1:24.95 [1] (0:13.78)	1:11.17 [5] (0:11.12)	1:00.05 [6] (0:11.82)	0:48.23 [6] (0:12.24)	0:35.99 [7] (0:12.00)	0:23.99 [5] (0:11.66)	0:12.33 [3] (0:12.33)
Average Speed [km/h]	52.1	65.0	60.9	59.5	60.2	61.8	58.3
Top Speed [km/h]	67.0	66.9	63.2	60.6	61.5	63.4	60.9
Avg. Dist. to Rail [m]	6.3	2.7	1.8	1.6	0.8	5.7	6.4
Avg. Stride Freq. [Hz]	2.2	2.4	2.3	2.3	2.3	2.4	2.4
Avg. Stride Length [m]	6.5	7.6	7.4	7.2	7.3	7.2	6.9



- [] Ranking at each section and finish
- .-.- No data available at this section
- NA No data available



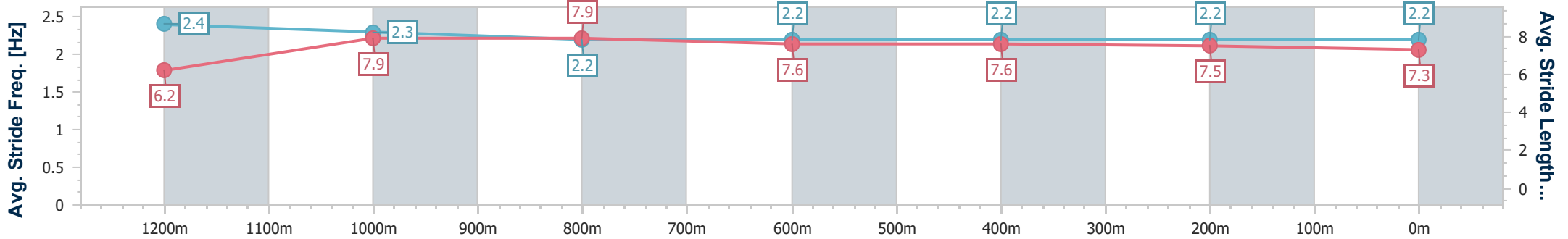
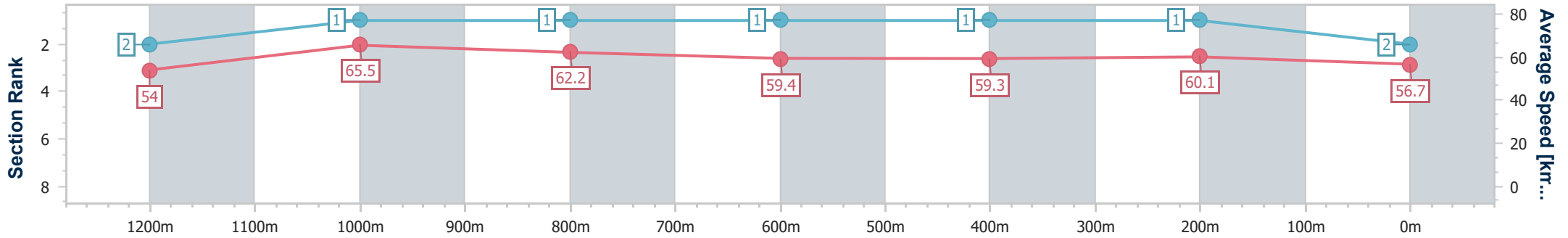
Horse/Jockey Name	Atmosphere
Final Rank	2
Fastest Section Time (Section)	0:11.00 (1200m)
Top Speed [km/h] (Section)	69.4 (1200m)
Race State	Finished



Sunshine Coast QLD Professional
 Race 6: BARRIER REEF POOLS OPEN Handicap - 1400m
 10 August 2024 - 14:33
 Track Rating: Soft 6, Weather: Overcast, Rail Position: True



Section	Overall	1200m	1000m	800m	600m	400m	200m
Section Times	1:25.01 [2] (0:13.38)	1:11.63 [2] (0:11.00)	1:00.63 [1] (0:11.64)	0:48.99 [1] (0:12.17)	0:36.82 [1] (0:12.18)	0:24.64 [1] (0:11.95)	0:12.69 [1] (0:12.69)
Average Speed [km/h]	54.0	65.5	62.2	59.4	59.3	60.1	56.7
Top Speed [km/h]	69.1	69.4	63.1	60.9	59.7	60.7	59.4
Avg. Dist. to Rail [m]	10.9	3.6	2.7	1.1	0.3	3.3	4.2
Avg. Stride Freq. [Hz]	2.4	2.3	2.2	2.2	2.2	2.2	2.2
Avg. Stride Length [m]	6.2	7.9	7.9	7.6	7.6	7.5	7.3



- [] Ranking at each section and finish
- .-.- No data available at this section
- NA No data available



Horse/Jockey Name	Irish Songs
Final Rank	3
Fastest Section Time (Section)	0:11.04 (1200m)
Top Speed [km/h] (Section)	66.7 (1200m)
Race State	Finished



Sunshine Coast QLD Professional

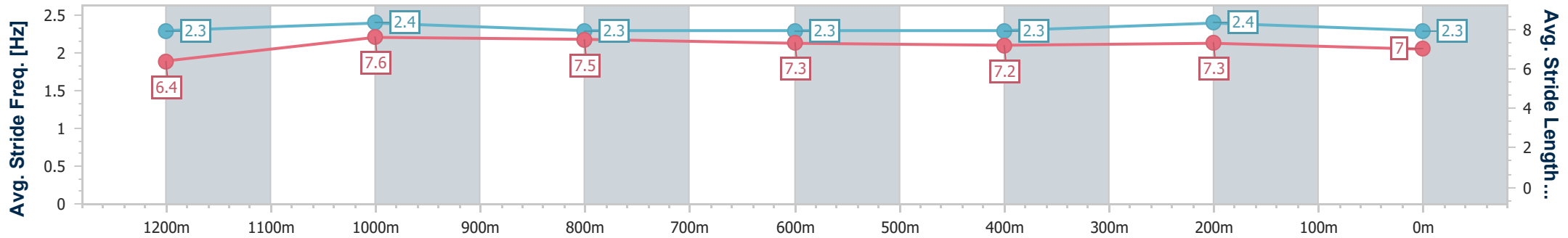
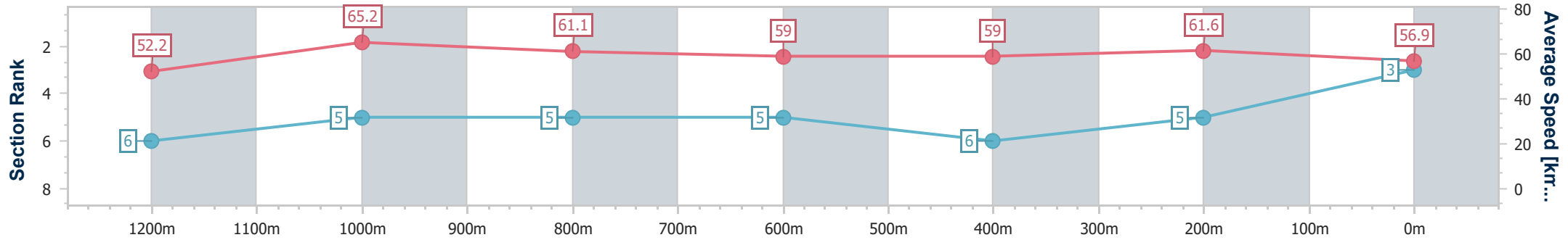
Race 6: BARRIER REEF POOLS OPEN Handicap - 1400m



10 August 2024 - 14:33

Track Rating: Soft 6, Weather: Overcast, Rail Position: True

Section	Overall	1200m	1000m	800m	600m	400m	200m
Section Times	1:25.40 [3] (0:13.84)	1:11.56 [6] (0:11.04)	1:00.52 [5] (0:11.82)	0:48.70 [5] (0:12.22)	0:36.48 [5] (0:12.12)	0:24.36 [6] (0:11.72)	0:12.64 [5] (0:12.64)
Average Speed [km/h]	52.2	65.2	61.1	59.0	59.0	61.6	56.9
Top Speed [km/h]	66.6	66.7	63.4	60.1	61.7	61.9	60.5
Avg. Dist. to Rail [m]	6.9	4.5	3.5	0.5	1.2	5.9	9.3
Avg. Stride Freq. [Hz]	2.3	2.4	2.3	2.3	2.3	2.4	2.3
Avg. Stride Length [m]	6.4	7.6	7.5	7.3	7.2	7.3	7.0



- [] Ranking at each section and finish
- .-.- No data available at this section
- NA No data available



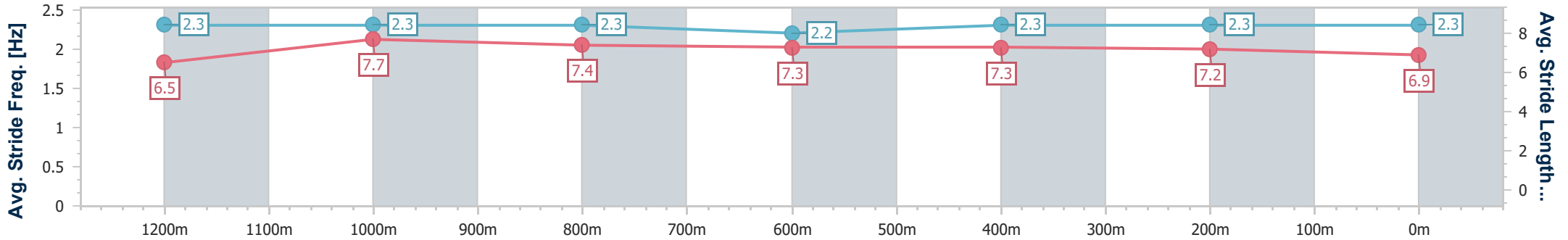
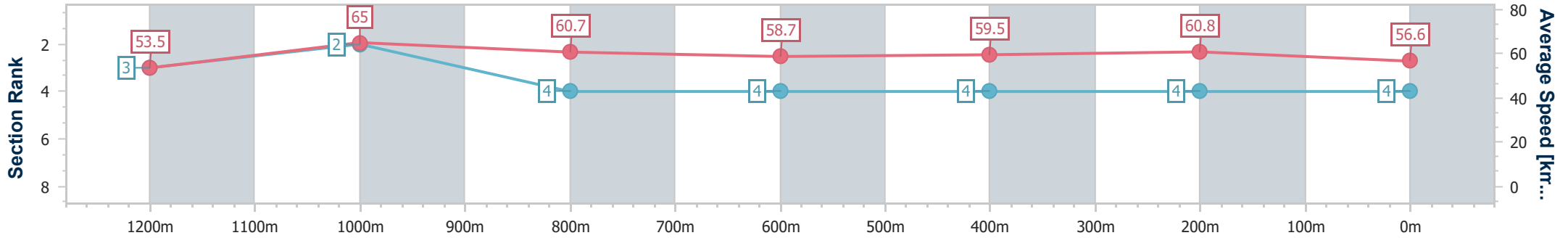
Horse/Jockey Name	Flying Trapeze
Final Rank	4
Fastest Section Time (Section)	0:11.12 (1200m)
Top Speed [km/h] (Section)	67.3 (1200m)
Race State	Finished



Sunshine Coast QLD Professional
 Race 6: BARRIER REEF POOLS OPEN Handicap - 1400m
 10 August 2024 - 14:33
 Track Rating: Soft 6, Weather: Overcast, Rail Position: True



Section	Overall	1200m	1000m	800m	600m	400m	200m
Section Times	1:25.46 [4] (0:13.42)	1:12.04 [3] (0:11.12)	1:00.92 [2] (0:11.94)	0:48.98 [4] (0:12.31)	0:36.67 [4] (0:12.11)	0:24.56 [4] (0:11.82)	0:12.74 [4] (0:12.74)
Average Speed [km/h]	53.5	65.0	60.7	58.7	59.5	60.8	56.6
Top Speed [km/h]	67.1	67.3	63.7	59.3	60.0	62.2	60.1
Avg. Dist. to Rail [m]	10.7	4.4	3.6	0.9	0.6	6.2	7.7
Avg. Stride Freq. [Hz]	2.3	2.3	2.3	2.2	2.3	2.3	2.3
Avg. Stride Length [m]	6.5	7.7	7.4	7.3	7.3	7.2	6.9



- [] Ranking at each section and finish
- .-.- No data available at this section
- NA No data available



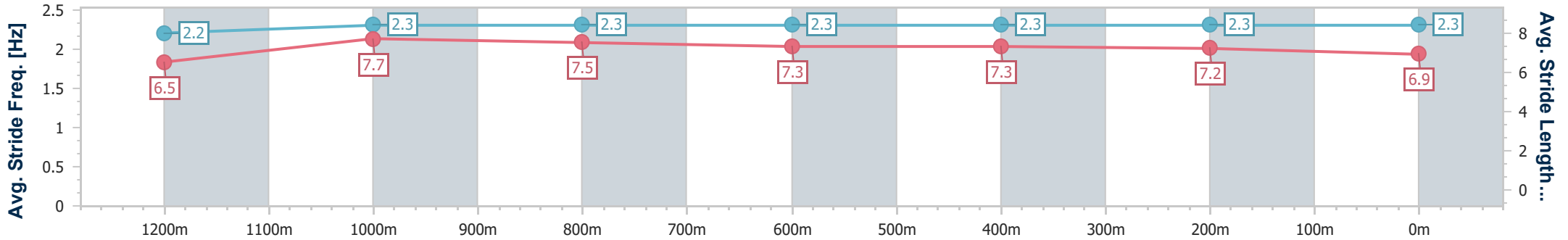
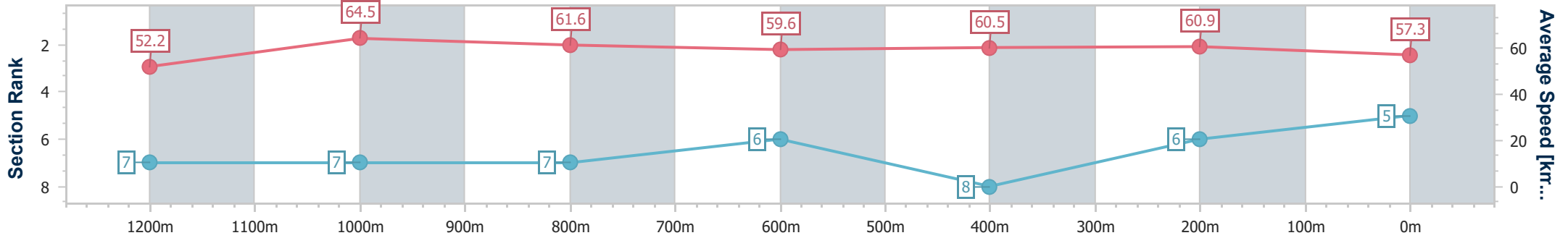
Horse/Jockey Name	Legal Esprit
Final Rank	5
Fastest Section Time (Section)	0:11.15 (1200m)
Top Speed [km/h] (Section)	65.3 (Overall)
Race State	Finished



Sunshine Coast QLD Professional
 Race 6: BARRIER REEF POOLS OPEN Handicap - 1400m
 10 August 2024 - 14:33
 Track Rating: Soft 6, Weather: Overcast, Rail Position: True



Section	Overall	1200m	1000m	800m	600m	400m	200m
Section Times	1:25.52 [5] (0:13.85)	1:11.67 [7] (0:11.15)	1:00.52 [7] (0:11.78)	0:48.74 [7] (0:12.18)	0:36.56 [6] (0:12.12)	0:24.44 [8] (0:11.85)	0:12.59 [6] (0:12.59)
Average Speed [km/h]	52.2	64.5	61.6	59.6	60.5	60.9	57.3
Top Speed [km/h]	65.3	65.2	63.5	60.7	61.9	62.0	60.1
Avg. Dist. to Rail [m]	9.7	4.3	3.3	1.6	3.0	10.1	12.0
Avg. Stride Freq. [Hz]	2.2	2.3	2.3	2.3	2.3	2.3	2.3
Avg. Stride Length [m]	6.5	7.7	7.5	7.3	7.3	7.2	6.9



- [] Ranking at each section and finish
- .-.- No data available at this section
- NA No data available



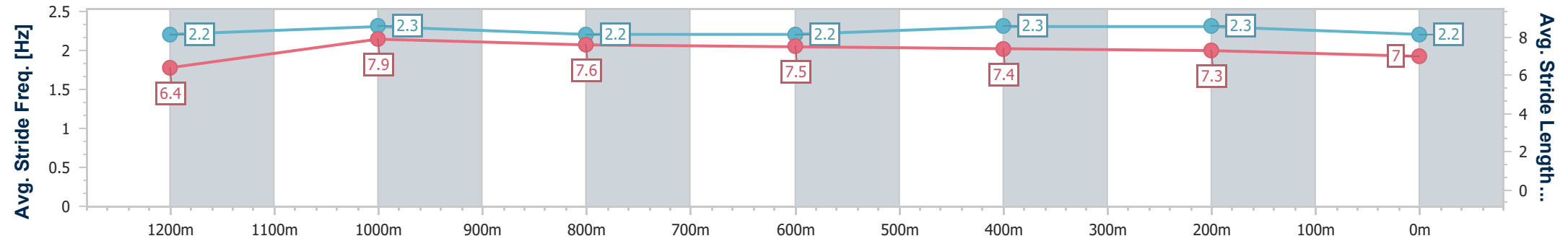
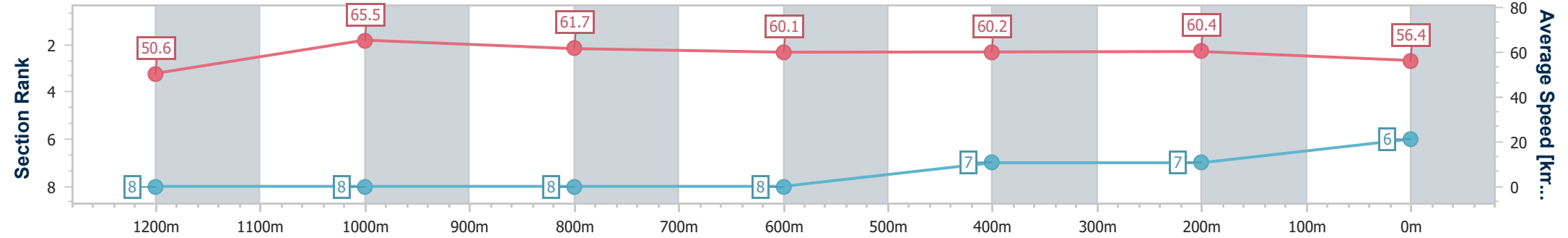
Horse/Jockey Name	Hot Spring Gold
Final Rank	6
Fastest Section Time (Section)	0:11.00 (1200m)
Top Speed [km/h] (Section)	66.9 (1200m)
Race State	Finished



Sunshine Coast QLD Professional
 Race 6: BARRIER REEF POOLS OPEN Handicap - 1400m
 10 August 2024 - 14:33
 Track Rating: Soft 6, Weather: Overcast, Rail Position: True



Section	Overall	1200m	1000m	800m	600m	400m	200m
Section Times	1:25.77 [6] (0:14.26)	1:11.51 [8] (0:11.00)	1:00.51 [8] (0:11.72)	0:48.79 [8] (0:12.08)	0:36.71 [8] (0:12.01)	0:24.70 [7] (0:11.94)	0:12.76 [7] (0:12.76)
Average Speed [km/h]	50.6	65.5	61.7	60.1	60.2	60.4	56.4
Top Speed [km/h]	66.8	66.9	63.6	61.0	61.0	60.7	59.3
Avg. Dist. to Rail [m]	7.3	3.6	2.5	1.4	0.9	5.0	6.6
Avg. Stride Freq. [Hz]	2.2	2.3	2.2	2.2	2.3	2.3	2.2
Avg. Stride Length [m]	6.4	7.9	7.6	7.5	7.4	7.3	7.0



- [] Ranking at each section and finish
- .-.- No data available at this section
- NA No data available



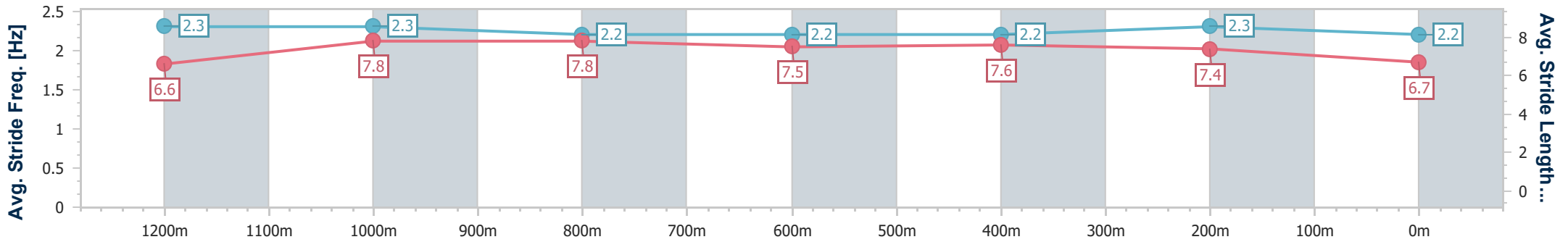
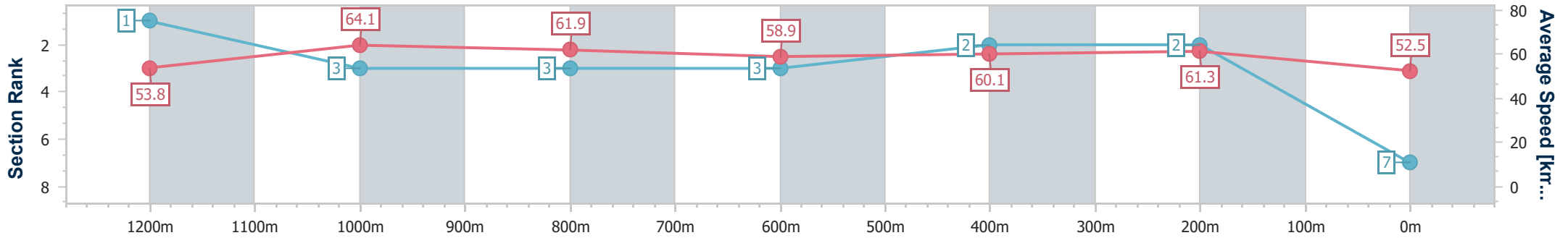
Horse/Jockey Name	Deepour
Final Rank	7
Fastest Section Time (Section)	0:11.22 (1200m)
Top Speed [km/h] (Section)	67.5 (Overall)
Race State	Finished



Sunshine Coast QLD Professional
 Race 6: BARRIER REEF POOLS OPEN Handicap - 1400m
 10 August 2024 - 14:33
 Track Rating: Soft 6, Weather: Overcast, Rail Position: True



Section	Overall	1200m	1000m	800m	600m	400m	200m
Section Times	1:26.07 [7] (0:13.36)	1:12.71 [1] (0:11.22)	1:01.49 [3] (0:11.69)	0:49.80 [3] (0:12.32)	0:37.48 [3] (0:12.02)	0:25.46 [2] (0:11.77)	0:13.69 [2] (0:13.69)
Average Speed [km/h]	53.8	64.1	61.9	58.9	60.1	61.3	52.5
Top Speed [km/h]	67.5	67.5	62.5	59.6	63.1	62.8	57.6
Avg. Dist. to Rail [m]	5.6	2.1	1.7	1.4	0.7	5.8	6.5
Avg. Stride Freq. [Hz]	2.3	2.3	2.2	2.2	2.2	2.3	2.2
Avg. Stride Length [m]	6.6	7.8	7.8	7.5	7.6	7.4	6.7



- [] Ranking at each section and finish
- .-.- No data available at this section
- NA No data available



Horse/Jockey Name	Chatty Lady
Final Rank	8
Fastest Section Time (Section)	0:10.84 (1200m)
Top Speed [km/h] (Section)	68.1 (1200m)
Race State	Finished



Sunshine Coast QLD Professional

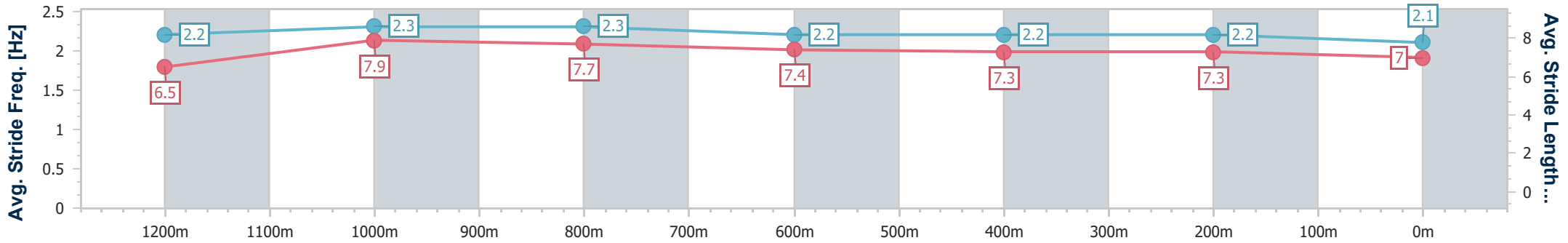
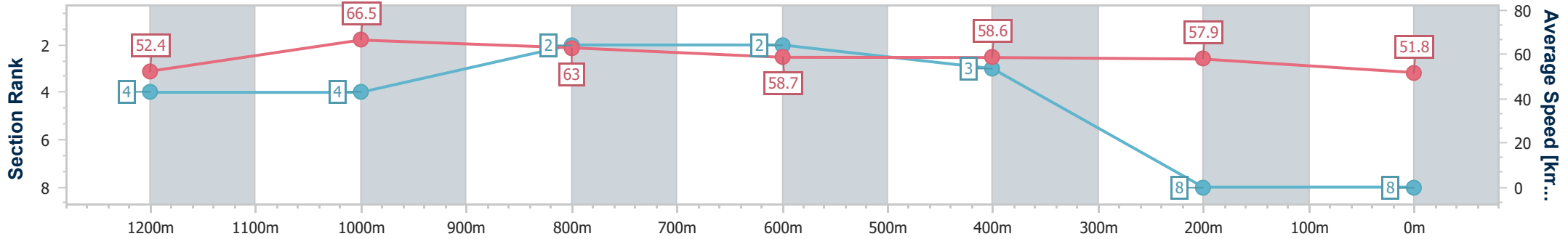
Race 6: BARRIER REEF POOLS OPEN Handicap - 1400m



10 August 2024 - 14:33

Track Rating: Soft 6, Weather: Overcast, Rail Position: True

Section	Overall	1200m	1000m	800m	600m	400m	200m
Section Times	1:27.22 [8] (0:13.75)	1:13.47 [4] (0:10.84)	1:02.63 [4] (0:11.56)	0:51.07 [2] (0:12.42)	0:38.65 [2] (0:12.32)	0:26.33 [3] (0:12.42)	0:13.91 [8] (0:13.91)
Average Speed [km/h]	52.4	66.5	63.0	58.7	58.6	57.9	51.8
Top Speed [km/h]	66.3	68.1	65.8	60.4	59.2	59.2	56.0
Avg. Dist. to Rail [m]	8.1	6.3	5.6	2.6	0.6	5.6	5.7
Avg. Stride Freq. [Hz]	2.2	2.3	2.3	2.2	2.2	2.2	2.1
Avg. Stride Length [m]	6.5	7.9	7.7	7.4	7.3	7.3	7.0



- [] Ranking at each section and finish
- .-.- No data available at this section
- NA No data available