



Toowoomba QLD Professional

Race 5: QA CHAMBERS BENCHMARK 70 Handicap - 1000m

10 August 2024 - 20:05



Track Rating: Good 4, Weather: Fine, Rail Position: +2.5m Entire

Section		Overall									Last 600m		
Field Times		0:59.25 (0:13.65)									0:34.89		
		800m			600m			400m			200m		
		0:45.60 (0:10.71)			0:34.89 (0:11.40)			0:23.49 (0:11.41)			0:12.08 (0:12.08)		
Rank	TAB Horse/Jockey	Barrier	Top Speed [km/h]	Fastest Section	Overall	800m	600m	400m	200m	Margin	Last 600m	Distance Travelled [m]	
1	3 BEAU WITNESS Stacey Callow	6	69.9	0:10.56	0:59.25 [1] (0:14.26)	0:44.99 [6] (0:10.56)	0:34.43 [3] (0:10.94)	0:23.49 [2] (0:11.41)	0:12.08 [1] (0:12.08)	0:59.25	0:34.43		
2	1 JACK BE LUCKY Landan Sykes	2	66.6	0:11.11	0:59.43 [2] (0:13.76)	0:45.67 [3] (0:11.11)	0:34.56 [4] (0:11.22)	0:23.34 [4] (0:11.55)	0:11.79 [4] (0:11.79)	1L	0:34.56	-2	
3	8 VOULAIT Darren Evans	1	68.0	0:10.87	0:59.46 [3] (0:13.65)	0:45.81 [1] (0:10.87)	0:34.94 [2] (0:11.39)	0:23.55 [3] (0:11.55)	0:12.00 [2] (0:12.00)	1.2L	0:34.94	-1	
4	5 ARTIE BEATSOME Dylan Bennett	4	68.5	0:10.80	0:59.65 [4] (0:14.24)	0:45.41 [5] (0:10.80)	0:34.61 [5] (0:11.18)	0:23.43 [5] (0:11.44)	0:11.99 [5] (0:11.99)	2.2L	0:34.61	+6	
5	6 POINT BREAK Dan McGillivray	8	68.6	0:10.67	0:59.83 [5] (0:14.48)	0:45.35 [7] (0:10.67)	0:34.68 [7] (0:11.16)	0:23.52 [6] (0:11.56)	0:11.96 [7] (0:11.96)	3.2L	0:34.68	+3	
6	7 BEAN ROCKING Mitch Stapleford	7	68.1	0:10.87	0:59.98 [6] (0:14.49)	0:45.49 [8] (0:10.87)	0:34.62 [8] (0:11.22)	0:23.40 [7] (0:11.26)	0:12.14 [6] (0:12.14)	4L	0:34.62	+4	
7	2 ELUSIVE EAGLE Rob Thorburn	3	69.8	0:10.71	1:00.25 [7] (0:13.65)	0:46.60 [2] (0:10.71)	0:35.89 [1] (0:11.40)	0:24.49 [1] (0:11.77)	0:12.72 [3] (0:12.72)	5.5L	0:35.89	+4	
8	4 FLANK SPEED Chelsea Baker	5	68.3	0:10.85	1:01.28 [8] (0:14.23)	0:47.05 [4] (0:10.85)	0:36.20 [6] (0:11.54)	0:24.66 [8] (0:12.11)	0:12.55 [8] (0:12.55)	11.5L	0:36.20	+6	

[] Ranking at each section and finish
 -:-:- No data available at this section
 NA No data available

SCN Saddle cloth number
 DNF Did not finish
 DNT Did not track



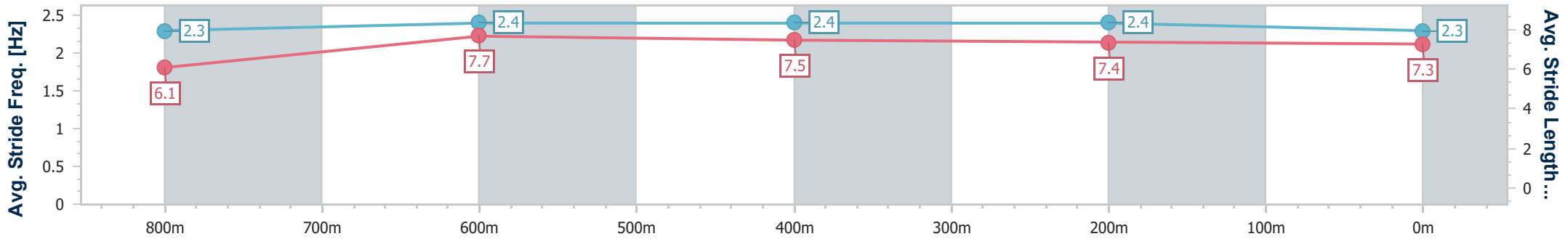
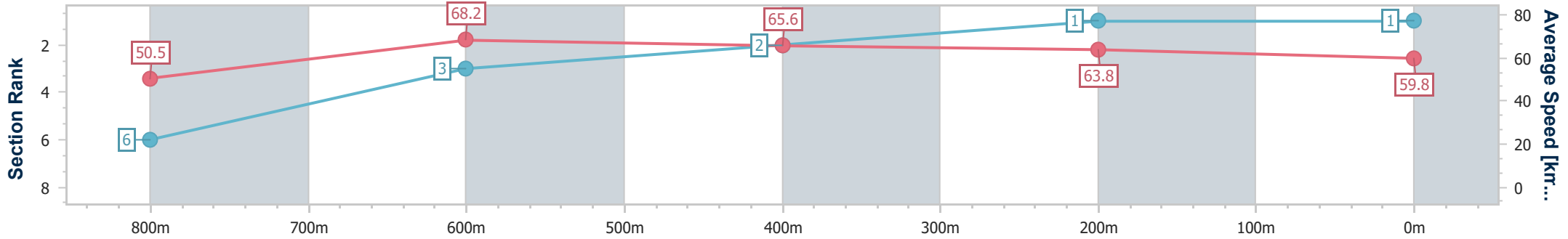
Horse/Jockey Name	Beau Witness
Final Rank	1
Fastest Section Time (Section)	0:10.56 (800m)
Top Speed [km/h] (Section)	69.9 (Overall)
Race State	Finished



Toowoomba QLD Professional
 Race 5: QA CHAMBERS BENCHMARK 70 Handicap - 1000m
 10 August 2024 - 20:05
 Track Rating: Good 4, Weather: Fine, Rail Position: +2.5m Entire



Section	Overall	800m	600m	400m	200m
Section Times	0:59.25 [1] (0:14.26)	0:44.99 [6] (0:10.56)	0:34.43 [3] (0:10.94)	0:23.49 [2] (0:11.41)	0:12.08 [1] (0:12.08)
Average Speed [km/h]	50.5	68.2	65.6	63.8	59.8
Top Speed [km/h]	69.9	69.5	67.2	65.3	63.6
Avg. Dist. to Rail [m]	5.1	0.4	0.7	3.7	9.3
Avg. Stride Freq. [Hz]	2.3	2.4	2.4	2.4	2.3
Avg. Stride Length [m]	6.1	7.7	7.5	7.4	7.3



- [] Ranking at each section and finish
- .-.- No data available at this section
- NA No data available



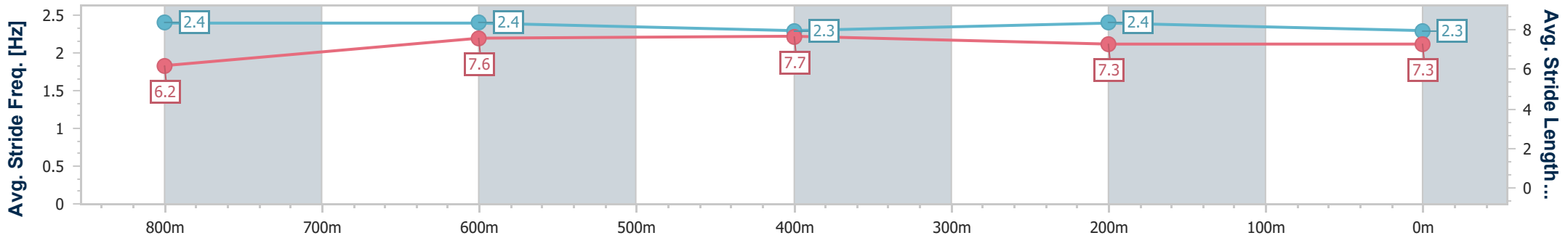
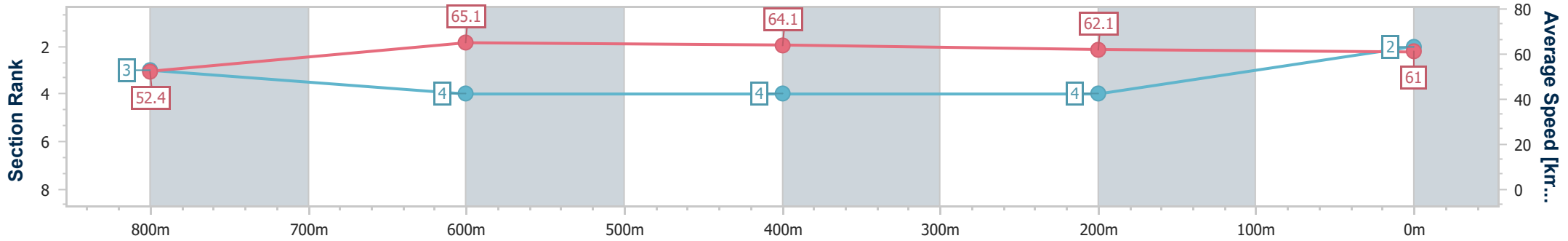
Horse/Jockey Name	Jack Be Lucky
Final Rank	2
Fastest Section Time (Section)	0:11.11 (800m)
Top Speed [km/h] (Section)	66.6 (Overall)
Race State	Finished



Toowoomba QLD Professional
 Race 5: QA CHAMBERS BENCHMARK 70 Handicap - 1000m
 10 August 2024 - 20:05
 Track Rating: Good 4, Weather: Fine, Rail Position: +2.5m Entire



Section	Overall	800m	600m	400m	200m
Section Times	0:59.43 [2] (0:13.76)	0:45.67 [3] (0:11.11)	0:34.56 [4] (0:11.22)	0:23.34 [4] (0:11.55)	0:11.79 [4] (0:11.79)
Average Speed [km/h]	52.4	65.1	64.1	62.1	61.0
Top Speed [km/h]	66.6	66.0	66.1	63.6	62.2
Avg. Dist. to Rail [m]	2.8	1.0	0.6	0.7	0.3
Avg. Stride Freq. [Hz]	2.4	2.4	2.3	2.4	2.3
Avg. Stride Length [m]	6.2	7.6	7.7	7.3	7.3



- [] Ranking at each section and finish
- .-.- No data available at this section
- NA No data available



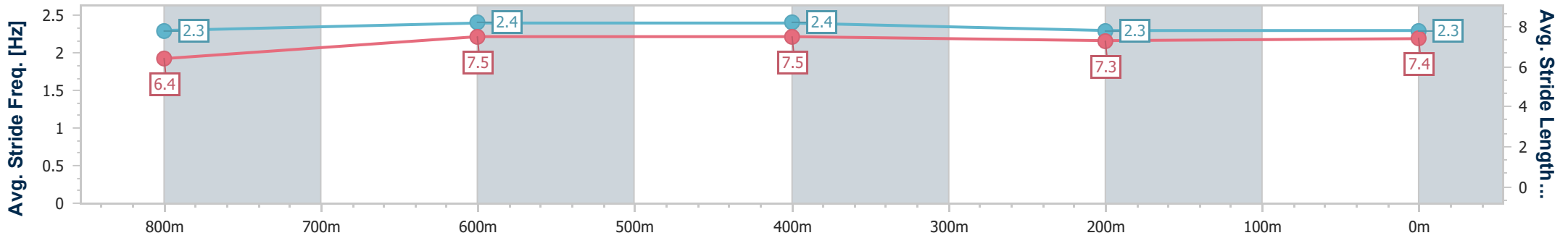
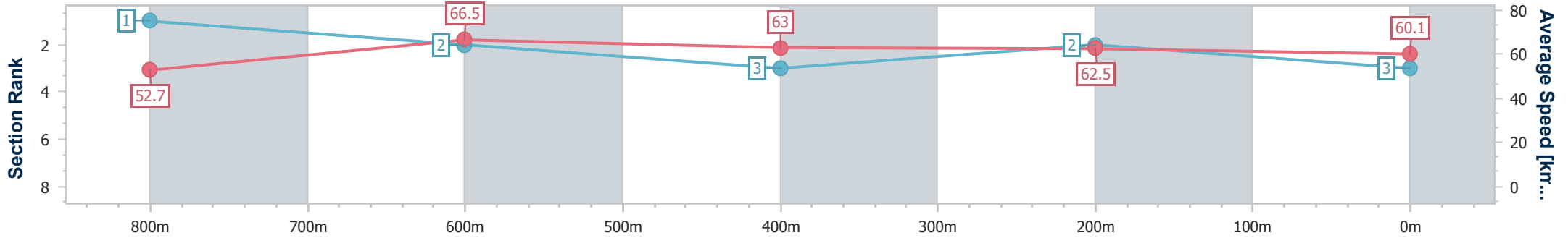
Horse/Jockey Name	Voulait
Final Rank	3
Fastest Section Time (Section)	0:10.87 (800m)
Top Speed [km/h] (Section)	68.0 (800m)
Race State	Finished



Toowoomba QLD Professional
 Race 5: QA CHAMBERS BENCHMARK 70 Handicap - 1000m
 10 August 2024 - 20:05
 Track Rating: Good 4, Weather: Fine, Rail Position: +2.5m Entire



Section	Overall	800m	600m	400m	200m
Section Times	0:59.46 [3] (0:13.65)	0:45.81 [1] (0:10.87)	0:34.94 [2] (0:11.39)	0:23.55 [3] (0:11.55)	0:12.00 [2] (0:12.00)
Average Speed [km/h]	52.7	66.5	63.0	62.5	60.1
Top Speed [km/h]	67.6	68.0	65.7	63.4	61.8
Avg. Dist. to Rail [m]	1.2	0.9	0.9	0.7	1.6
Avg. Stride Freq. [Hz]	2.3	2.4	2.4	2.3	2.3
Avg. Stride Length [m]	6.4	7.5	7.5	7.3	7.4



- [] Ranking at each section and finish
- .-.- No data available at this section
- NA No data available



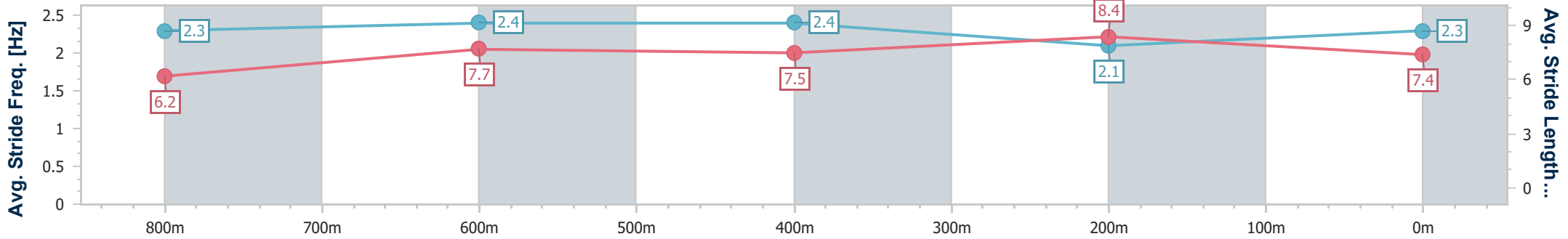
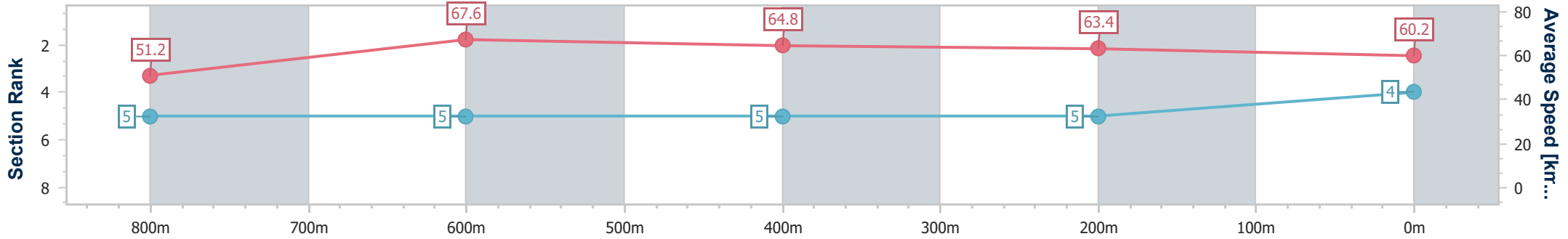
Horse/Jockey Name	Artie Beatsome
Final Rank	4
Fastest Section Time (Section)	0:10.80 (800m)
Top Speed [km/h] (Section)	68.5 (800m)
Race State	Finished



Toowoomba QLD Professional
 Race 5: QA CHAMBERS BENCHMARK 70 Handicap - 1000m
 10 August 2024 - 20:05
 Track Rating: Good 4, Weather: Fine, Rail Position: +2.5m Entire



Section	Overall	800m	600m	400m	200m
Section Times	0:59.65 [4] (0:14.24)	0:45.41 [5] (0:10.80)	0:34.61 [5] (0:11.18)	0:23.43 [5] (0:11.44)	0:11.99 [5] (0:11.99)
Average Speed [km/h]	51.2	67.6	64.8	63.4	60.2
Top Speed [km/h]	67.7	68.5	66.6	64.2	62.5
Avg. Dist. to Rail [m]	7.3	3.9	1.8	2.4	6.3
Avg. Stride Freq. [Hz]	2.3	2.4	2.4	2.1	2.3
Avg. Stride Length [m]	6.2	7.7	7.5	8.4	7.4



- [] Ranking at each section and finish
- .-.- No data available at this section
- NA No data available



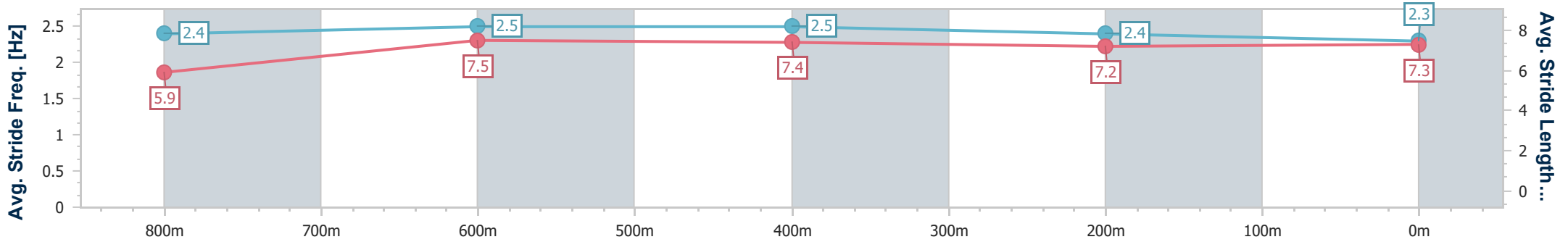
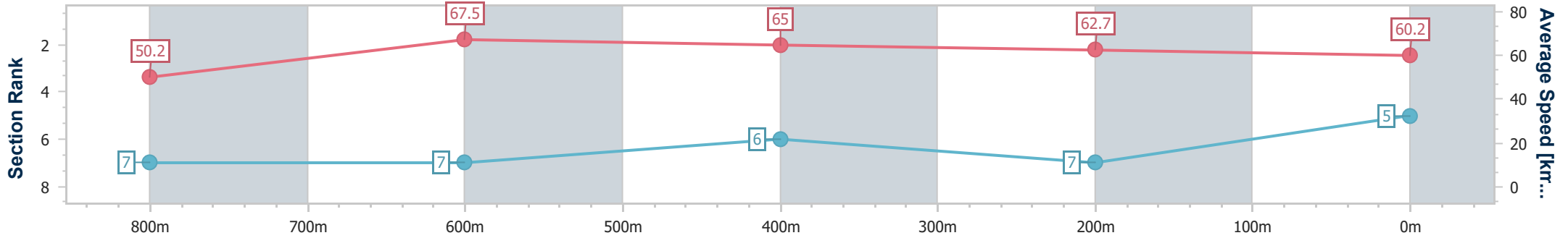
Horse/Jockey Name	Point Break
Final Rank	5
Fastest Section Time (Section)	0:10.67 (800m)
Top Speed [km/h] (Section)	68.6 (800m)
Race State	Finished



Toowoomba QLD Professional
 Race 5: QA CHAMBERS BENCHMARK 70 Handicap - 1000m
 10 August 2024 - 20:05
 Track Rating: Good 4, Weather: Fine, Rail Position: +2.5m Entire



Section	Overall	800m	600m	400m	200m
Section Times	0:59.83 [5] (0:14.48)	0:45.35 [7] (0:10.67)	0:34.68 [7] (0:11.16)	0:23.52 [6] (0:11.56)	0:11.96 [7] (0:11.96)
Average Speed [km/h]	50.2	67.5	65.0	62.7	60.2
Top Speed [km/h]	67.7	68.6	67.9	64.0	62.5
Avg. Dist. to Rail [m]	6.5	1.0	1.1	2.1	4.7
Avg. Stride Freq. [Hz]	2.4	2.5	2.5	2.4	2.3
Avg. Stride Length [m]	5.9	7.5	7.4	7.2	7.3



- [] Ranking at each section and finish
- .-.- No data available at this section
- NA No data available



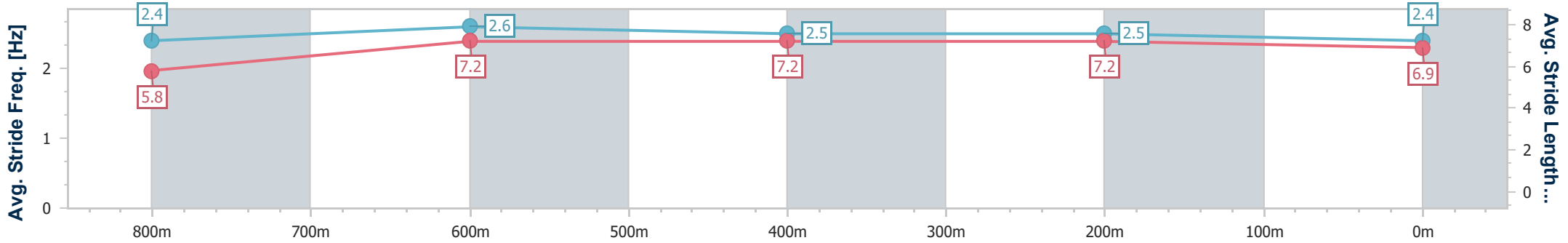
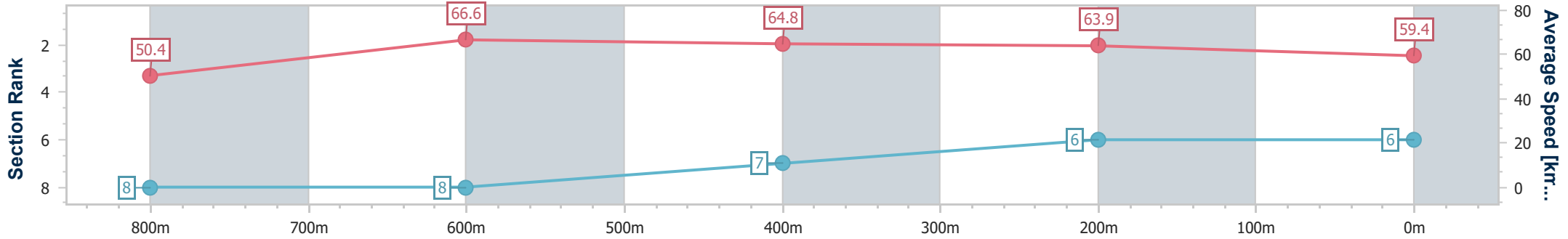
Horse/Jockey Name	Bean Rocking
Final Rank	6
Fastest Section Time (Section)	0:10.87 (800m)
Top Speed [km/h] (Section)	68.1 (800m)
Race State	Finished



Toowoomba QLD Professional
 Race 5: QA CHAMBERS BENCHMARK 70 Handicap - 1000m
 10 August 2024 - 20:05
 Track Rating: Good 4, Weather: Fine, Rail Position: +2.5m Entire



Section	Overall	800m	600m	400m	200m
Section Times	0:59.98 [6] (0:14.49)	0:45.49 [8] (0:10.87)	0:34.62 [8] (0:11.22)	0:23.40 [7] (0:11.26)	0:12.14 [6] (0:12.14)
Average Speed [km/h]	50.4	66.6	64.8	63.9	59.4
Top Speed [km/h]	66.9	68.1	67.7	65.0	61.0
Avg. Dist. to Rail [m]	7.6	2.5	1.8	1.0	4.5
Avg. Stride Freq. [Hz]	2.4	2.6	2.5	2.5	2.4
Avg. Stride Length [m]	5.8	7.2	7.2	7.2	6.9



- [] Ranking at each section and finish
- .-.- No data available at this section
- NA No data available



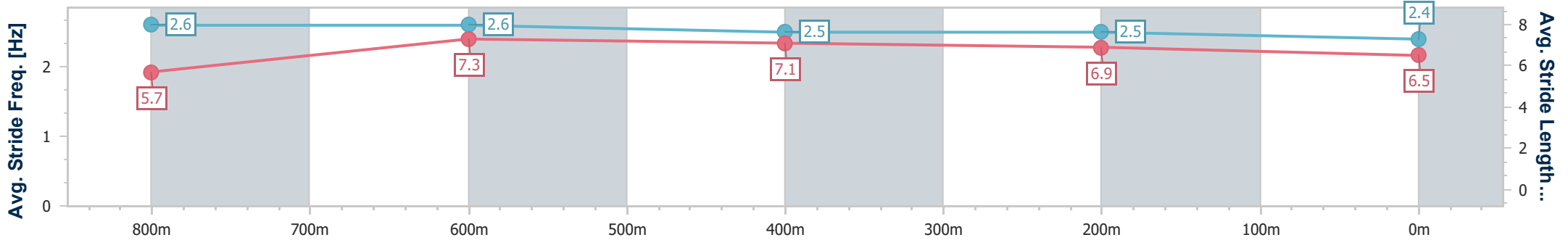
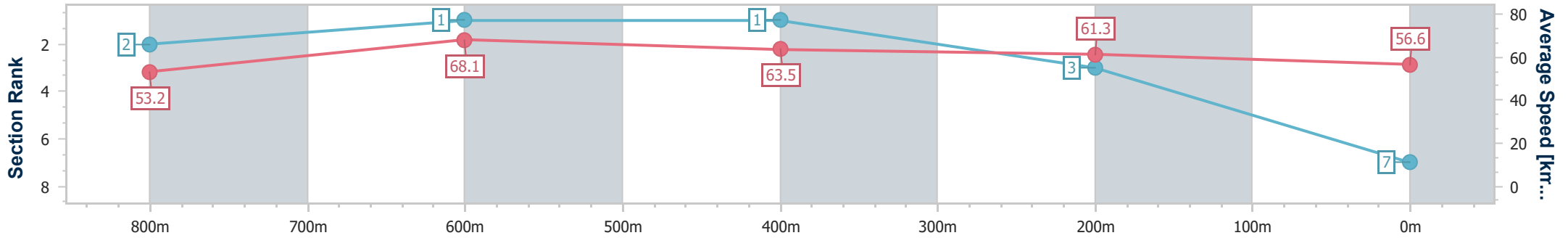
Horse/Jockey Name	Elusive Eagle
Final Rank	7
Fastest Section Time (Section)	0:10.71 (800m)
Top Speed [km/h] (Section)	69.8 (800m)
Race State	Finished



Toowoomba QLD Professional
 Race 5: QA CHAMBERS BENCHMARK 70 Handicap - 1000m
 10 August 2024 - 20:05
 Track Rating: Good 4, Weather: Fine, Rail Position: +2.5m Entire



Section	Overall	800m	600m	400m	200m
Section Times	1:00.25 [7] (0:13.65)	0:46.60 [2] (0:10.71)	0:35.89 [1] (0:11.40)	0:24.49 [1] (0:11.77)	0:12.72 [3] (0:12.72)
Average Speed [km/h]	53.2	68.1	63.5	61.3	56.6
Top Speed [km/h]	68.8	69.8	66.5	62.8	59.5
Avg. Dist. to Rail [m]	4.0	3.0	1.1	1.8	3.0
Avg. Stride Freq. [Hz]	2.6	2.6	2.5	2.5	2.4
Avg. Stride Length [m]	5.7	7.3	7.1	6.9	6.5



- [] Ranking at each section and finish
- .-.- No data available at this section
- NA No data available



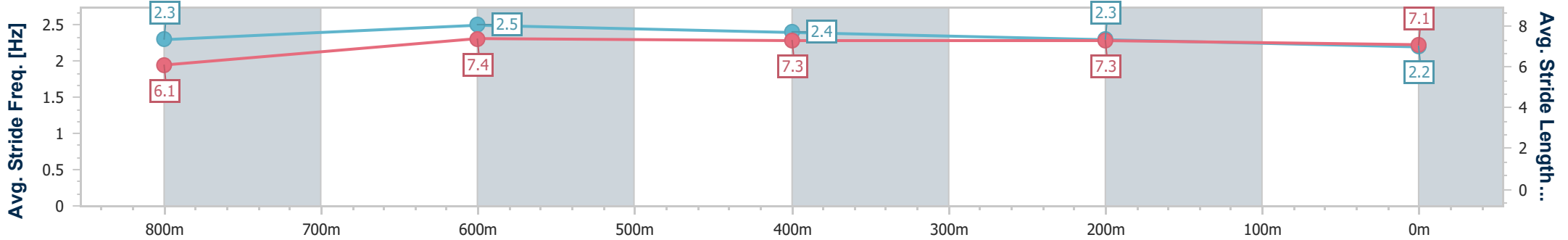
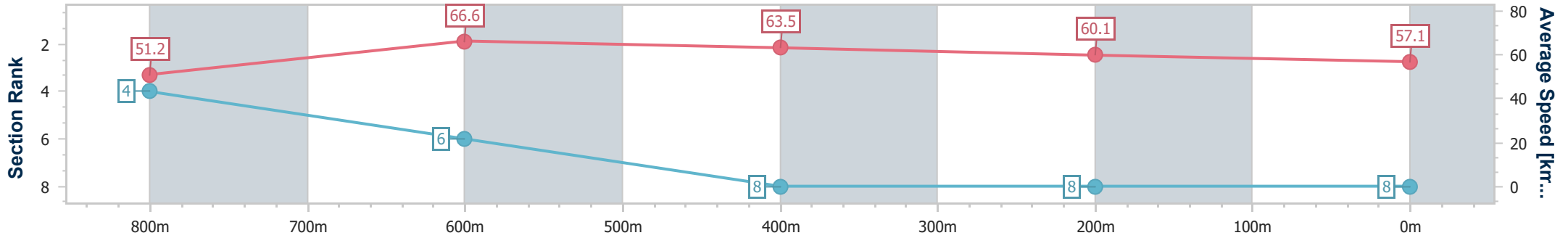
Horse/Jockey Name	Flank Speed
Final Rank	8
Fastest Section Time (Section)	0:10.85 (800m)
Top Speed [km/h] (Section)	68.3 (800m)
Race State	Finished



Toowoomba QLD Professional
 Race 5: QA CHAMBERS BENCHMARK 70 Handicap - 1000m
 10 August 2024 - 20:05
 Track Rating: Good 4, Weather: Fine, Rail Position: +2.5m Entire



Section	Overall	800m	600m	400m	200m
Section Times	1:01.28 [8] (0:14.23)	0:47.05 [4] (0:10.85)	0:36.20 [6] (0:11.54)	0:24.66 [8] (0:12.11)	0:12.55 [8] (0:12.55)
Average Speed [km/h]	51.2	66.6	63.5	60.1	57.1
Top Speed [km/h]	67.4	68.3	65.5	61.8	60.4
Avg. Dist. to Rail [m]	5.2	3.1	3.7	2.1	0.7
Avg. Stride Freq. [Hz]	2.3	2.5	2.4	2.3	2.2
Avg. Stride Length [m]	6.1	7.4	7.3	7.3	7.1



- [] Ranking at each section and finish
- .-.- No data available at this section
- NA No data available