



ALBION PARK, QLD
 Race 1 - BOX 1 PHOTOGRAPHY - 331M
 11/08/2024 - 17:43:36 PM

RUG	NAME	BOX	TOP SPEED	50M	100M	150M	200M	250M	300M	217M HOME	FINISH TIME
4	Farmor Standards	4	70.8km/h	3.79 [1] 52.0km/h (1.6M)	6.43 [1] 68.2km/h (1.4M)	9.01 [1] 69.8km/h (1.7M)	11.78 [1] 65.0km/h (2.0M)	14.62 [1] 63.4km/h (1.3M)	17.51 [1] 62.3km/h (1.6M)	12.14 64.5km/h (1.5M)	19.28 [1]
8	Azir	8	70.3km/h	3.95 [4] 50.5km/h (3.6M)	6.60 [3] 67.9km/h (2.3M)	9.21 [2] 68.9km/h (1.9M)	12.09 [2] 62.8km/h (3.0M)	14.98 [2] 62.2km/h (1.4M)	17.85 [2] 62.8km/h (0.6M)	12.29 63.7km/h (1.5M)	19.61 [2]
5	Jelly Is Back	5	68.6km/h	3.87 [2] 50.9km/h (3.1M)	6.58 [2] 66.5km/h (3.3M)	9.27 [3] 67.0km/h (3.2M)	12.20 [4] 61.4km/h (3.6M)	15.19 [4] 60.1km/h (2.6M)	18.21 [4] 59.9km/h (4.4M)	12.68 61.7km/h (3.5M)	19.99 [3]
6	Flash Card	6	68.8km/h	4.00 [6] 49.6km/h (2.7M)	6.72 [6] 66.2km/h (1.9M)	9.40 [5] 67.0km/h (1.6M)	12.38 [5] 60.6km/h (1.8M)	15.33 [5] 61.1km/h (0.8M)	18.21 [5] 62.4km/h (0.1M)	12.54 62.4km/h (1.0M)	19.99 [4]
7	Mason's Lodge	7	67.9km/h	3.90 [3] 50.2km/h (3.5M)	6.64 [4] 65.5km/h (3.6M)	9.33 [4] 66.9km/h (2.4M)	12.19 [3] 63.0km/h (1.6M)	15.15 [3] 60.9km/h (1.0M)	18.15 [3] 60.0km/h (0.5M)	12.63 62.0km/h (1.1M)	20.01 [5]
2	Hallelujah Glory	2	68.0km/h	3.97 [5] 49.9km/h (1.3M)	6.71 [5] 65.6km/h (1.3M)	9.42 [6] 66.5km/h (1.3M)	12.43 [6] 60.1km/h (1.4M)	15.50 [6] 58.5km/h (1.4M)	18.55 [6] 59.0km/h (2.0M)	12.92 60.6km/h (1.5M)	20.37 [6]
1	Spitfire Marcy	1	68.4km/h	4.10 [7] 50.3km/h (1.3M)	6.80 [7] 66.5km/h (1.7M)	9.52 [7] 66.3km/h (2.3M)	12.47 [7] 61.2km/h (2.6M)	15.55 [7] 58.5km/h (2.4M)	18.68 [7] 57.4km/h (3.6M)	13.01 60.2km/h (2.7M)	20.55 [7]

Data based on IsoLynx Localised Positioning System.

Legend:

[] - Rank at each section

() - Avg. meters to rail for section

-- No data available at section





ALBION PARK, QLD
 Race 2 - GARRARD'S HORSE AND HOUND - 331M
 11/08/2024 - 18:08:33 PM

RUG	NAME	BOX	TOP SPEED	50M	100M	150M	200M	250M	300M	217M HOME	FINISH TIME
5	Shian Storm	5	69.1km/h	3.82 [2] 51.6km/h (2.6M)	6.52 [1] 66.8km/h (1.9M)	9.16 [1] 68.0km/h (1.8M)	11.98 [1] 63.9km/h (2.6M)	14.84 [1] 63.0km/h (1.4M)	17.73 [1] 62.2km/h (0.8M)	12.24 63.9km/h (1.5M)	19.49 [1]
7	Mr. Morningstar	7	68.3km/h	3.84 [3] 51.1km/h (3.2M)	6.52 [2] 66.9km/h (2.4M)	9.22 [2] 66.6km/h (2.3M)	12.05 [2] 63.6km/h (2.0M)	14.94 [2] 62.5km/h (1.1M)	17.88 [2] 61.3km/h (0.9M)	12.39 63.1km/h (1.4M)	19.65 [2]
3	Kona Girl	3	67.5km/h	3.82 [1] 51.5km/h (2.2M)	6.54 [3] 66.2km/h (1.7M)	9.30 [3] 65.2km/h (1.8M)	12.21 [4] 62.0km/h (2.3M)	15.10 [4] 62.2km/h (1.9M)	17.99 [4] 62.4km/h (1.6M)	12.46 62.8km/h (1.8M)	19.76 [3]
4	Somerset Jesse	4	68.6km/h	3.91 [4] 51.1km/h (2.0M)	6.62 [4] 66.3km/h (1.3M)	9.32 [4] 66.7km/h (1.5M)	12.18 [3] 62.9km/h (1.7M)	15.08 [3] 62.2km/h (1.1M)	17.98 [3] 61.9km/h (0.9M)	12.43 63.0km/h (1.3M)	19.78 [4]
6	Tuta Bam Bam	6	68.5km/h	3.93 [5] 50.2km/h (3.1M)	6.64 [5] 66.3km/h (2.8M)	9.36 [6] 66.2km/h (2.4M)	12.32 [6] 61.0km/h (2.3M)	15.22 [6] 62.1km/h (1.0M)	18.11 [5] 62.2km/h (0.4M)	12.51 62.6km/h (1.2M)	19.89 [5]
2	Champagne Mia	2	67.5km/h	4.01 [7] 49.3km/h (1.4M)	6.80 [7] 64.5km/h (2.2M)	9.50 [7] 66.5km/h (2.0M)	12.42 [7] 61.8km/h (1.7M)	15.32 [7] 62.1km/h (1.0M)	18.21 [7] 62.3km/h (0.7M)	12.44 62.9km/h (1.2M)	19.98 [6]
8	Just Thinking	8	69.4km/h	3.98 [6] 50.8km/h (3.5M)	6.66 [6] 67.1km/h (3.1M)	9.33 [5] 67.5km/h (3.1M)	12.26 [5] 61.6km/h (3.2M)	15.19 [5] 61.3km/h (2.2M)	18.18 [6] 60.2km/h (1.4M)	12.61 62.0km/h (2.3M)	20.00 [7]
1	Hallelujah Star	1	65.9km/h	4.09 [8] 49.1km/h (1.0M)	6.97 [8] 62.5km/h (1.2M)	9.77 [8] 64.2km/h (1.3M)	12.74 [8] 60.5km/h (1.6M)	15.79 [8] 59.1km/h (1.7M)	18.93 [8] 57.3km/h (2.8M)	13.07 59.9km/h (1.9M)	20.81 [8]

Data based on IsoLynx Localised Positioning System.

Legend:

[] - Rank at each section

() - Avg. meters to rail for section

-- - No data available at section





ALBION PARK, QLD
 Race 3 - TAB - VENUE MODE - 331M
 11/08/2024 - 18:25:44 PM

RUG	NAME	BOX	TOP SPEED	50M	100M	150M	200M	250M	300M	217M HOME	FINISH TIME
3	On Appeal	3	69.8km/h	3.86 [1] 51.3km/h (1.9M)	6.54 [1] 66.9km/h (2.1M)	9.15 [1] 68.9km/h (2.0M)	11.99 [1] 63.5km/h (2.3M)	14.84 [1] 63.4km/h (1.4M)	17.71 [1] 62.6km/h (1.3M)	12.19 64.1km/h (1.6M)	19.46 [1]
1	Scout Bobber	1	69.7km/h	3.90 [2] 51.7km/h (1.4M)	6.58 [2] 66.9km/h (1.4M)	9.23 [2] 67.9km/h (1.7M)	12.21 [2] 60.7km/h (3.3M)	15.10 [2] 62.1km/h (1.6M)	17.99 [2] 62.4km/h (0.9M)	12.45 62.9km/h (1.8M)	19.75 [2]
8	Bella Outlaw	8	68.9km/h	3.90 [3] 50.7km/h (3.4M)	6.60 [3] 66.7km/h (3.0M)	9.30 [3] 66.6km/h (2.4M)	12.26 [3] 61.0km/h (2.4M)	15.27 [3] 59.9km/h (1.1M)	18.20 [3] 61.5km/h (0.5M)	12.64 61.9km/h (1.4M)	19.97 [3]
2	Kevie's Chosen	2	67.8km/h	4.04 [6] 50.3km/h (1.2M)	6.78 [5] 65.7km/h (1.3M)	9.48 [5] 66.6km/h (1.6M)	12.37 [5] 62.4km/h (1.8M)	15.36 [4] 60.3km/h (1.2M)	18.33 [4] 60.5km/h (0.5M)	12.62 62.0km/h (1.1M)	20.15 [4]
5	Jesse's Demon	5	68.7km/h	3.94 [4] 50.5km/h (2.4M)	6.66 [4] 66.0km/h (1.9M)	9.34 [4] 67.2km/h (2.1M)	12.27 [4] 61.5km/h (2.1M)	15.45 [5] 56.9km/h (1.7M)	18.47 [5] 59.5km/h (1.6M)	12.89 60.9km/h (1.8M)	20.29 [5]
9	Swift Warren	6	65.4km/h	4.10 [8] 50.2km/h (3.4M)	6.94 [8] 63.5km/h (3.7M)	9.75 [8] 63.8km/h (2.1M)	12.66 [8] 61.9km/h (2.0M)	15.64 [7] 60.5km/h (0.9M)	18.54 [6] 62.2km/h (0.3M)	12.60 62.1km/h (1.1M)	20.31 [6]
4	Famous Last Word	4	67.3km/h	4.05 [7] 50.0km/h (3.1M)	6.80 [7] 65.2km/h (4.0M)	9.57 [6] 65.2km/h (3.6M)	12.55 [6] 60.3km/h (3.4M)	15.64 [6] 58.3km/h (2.7M)	18.73 [7] 58.4km/h (2.6M)	13.04 60.0km/h (2.9M)	20.59 [7]
7	Hallelujah Hope	7	66.2km/h	4.00 [5] 49.3km/h (3.0M)	6.80 [6] 64.2km/h (3.6M)	9.57 [7] 64.9km/h (2.8M)	12.64 [7] 58.8km/h (3.3M)	15.77 [8] 57.4km/h (3.2M)	18.83 [8] 58.9km/h (4.1M)	13.08 59.7km/h (3.3M)	20.65 [8]

Data based on IsoLynx Localised Positioning System.
 Legend:
 [] - Rank at each section
 () - Avg. meters to rail for section
 -- - No data available at section





ALBION PARK, QLD
 Race 4 - FABREGAS @ METICULOUS LODGE Maiden F - 331M
 11/08/2024 - 18:42:37 PM

RUG	NAME	BOX	TOP SPEED	50M	100M	150M	200M	250M	300M	217M HOME	FINISH TIME
1	Stylish Look	1	70.7km/h	3.76 [1] 53.4km/h (1.5M)	6.40 [1] 68.1km/h (1.9M)	8.97 [1] 69.9km/h (1.9M)	11.72 [1] 65.5km/h (1.9M)	14.56 [1] 63.5km/h (1.8M)	17.40 [1] 63.4km/h (1.8M)	12.03 65.0km/h (1.8M)	19.15 [1]
8	Hunter's Magic	8	71.1km/h	3.84 [4] 52.2km/h (3.0M)	6.48 [2] 68.4km/h (3.0M)	9.05 [2] 69.9km/h (2.3M)	11.91 [2] 63.0km/h (2.3M)	14.73 [2] 63.9km/h (1.3M)	17.57 [2] 63.5km/h (0.8M)	12.13 64.5km/h (1.4M)	19.31 [2]
3	Whispering Mist	3	69.9km/h	3.84 [3] 51.9km/h (1.9M)	6.57 [4] 65.9km/h (2.0M)	9.20 [4] 68.4km/h (1.6M)	12.01 [3] 64.1km/h (1.9M)	14.86 [3] 63.1km/h (0.8M)	17.75 [3] 62.5km/h (0.5M)	12.22 64.0km/h (1.0M)	19.52 [3]
6	Hara's Hudson	6	69.7km/h	3.77 [2] 51.8km/h (2.5M)	6.48 [3] 66.4km/h (2.4M)	9.10 [3] 68.7km/h (1.9M)	12.02 [4] 61.9km/h (2.9M)	14.93 [4] 61.8km/h (1.4M)	17.84 [4] 61.9km/h (1.1M)	12.42 63.0km/h (1.7M)	19.63 [4]
2	Hard Style Tiger	2	68.2km/h	3.93 [5] 50.4km/h (1.6M)	6.67 [5] 65.7km/h (1.4M)	9.35 [5] 67.0km/h (1.9M)	12.23 [5] 62.6km/h (2.3M)	15.09 [5] 63.1km/h (0.9M)	17.91 [5] 63.6km/h (0.5M)	12.30 63.7km/h (1.3M)	19.71 [5]
7	Run Jilliby Run	7	67.3km/h	3.99 [6] 50.3km/h (2.5M)	6.72 [6] 65.8km/h (1.8M)	9.44 [6] 66.0km/h (1.7M)	12.33 [6] 62.4km/h (1.5M)	15.22 [6] 62.2km/h (0.8M)	18.09 [6] 62.8km/h (0.2M)	12.38 63.2km/h (0.9M)	19.85 [6]
4	Ollie Cha Cha	4	68.0km/h	4.11 [7] 49.6km/h (1.9M)	6.87 [7] 65.1km/h (1.3M)	9.56 [7] 66.9km/h (1.6M)	12.42 [7] 63.0km/h (1.8M)	15.32 [7] 62.1km/h (1.2M)	18.18 [7] 62.9km/h (0.6M)	12.32 63.4km/h (1.2M)	19.93 [7]
5	Walk Away Renee	5	69.1km/h	4.22 [8] 50.1km/h (2.7M)	6.91 [8] 66.9km/h (2.9M)	9.60 [8] 66.9km/h (3.3M)	12.55 [8] 60.9km/h (4.2M)	15.50 [8] 61.1km/h (2.8M)	18.37 [8] 62.7km/h (2.4M)	12.48 62.7km/h (3.0M)	20.12 [8]

Data based on IsoLynx Localised Positioning System.
 Legend:
 [] - Rank at each section
 () - Avg. meters to rail for section
 -- - No data available at section





ALBION PARK, QLD
Race 5 - SKY RACING - 331M
11/08/2024 - 19:04:33 PM

RUG	NAME	BOX	TOP SPEED	50M	100M	150M	200M	250M	300M	217M HOME	FINISH TIME
5	Some Diva	5	71.3km/h	3.72 [1] 53.9km/h (2.1M)	6.35 [1] 68.6km/h (2.0M)	8.92 [1] 69.8km/h (1.6M)	11.75 [1] 63.8km/h (1.7M)	14.61 [1] 63.0km/h (0.9M)	17.45 [1] 63.3km/h (0.4M)	12.12 64.5km/h (1.0M)	19.17 [1]
6	Sidra Holland	6	70.5km/h	3.77 [2] 51.8km/h (3.2M)	6.42 [2] 68.0km/h (2.7M)	9.01 [2] 69.3km/h (2.2M)	11.88 [2] 62.7km/h (3.3M)	14.80 [2] 61.6km/h (1.9M)	17.70 [2] 62.1km/h (1.3M)	12.33 63.5km/h (2.0M)	19.46 [2]
4	Shari's Angel	4	69.4km/h	3.83 [3] 51.3km/h (1.7M)	6.53 [3] 66.6km/h (1.9M)	9.16 [3] 68.4km/h (2.0M)	11.99 [3] 63.7km/h (2.2M)	14.89 [3] 61.9km/h (1.3M)	17.85 [3] 60.9km/h (1.4M)	12.40 63.1km/h (1.6M)	19.66 [3]
2	Lakoda Lacey	2	68.9km/h	3.89 [4] 51.1km/h (1.2M)	6.64 [4] 65.4km/h (2.2M)	9.27 [4] 68.2km/h (2.2M)	12.09 [4] 63.9km/h (2.5M)	14.96 [4] 62.7km/h (1.0M)	17.90 [4] 61.3km/h (0.5M)	12.34 63.4km/h (1.4M)	19.71 [4]
8	Somerset Bluey	8	67.7km/h	3.95 [8] 50.5km/h (4.1M)	6.70 [7] 65.4km/h (4.9M)	9.40 [7] 66.4km/h (3.7M)	12.39 [7] 60.5km/h (3.7M)	15.22 [7] 63.4km/h (1.5M)	18.05 [5] 63.7km/h (1.6M)	12.34 63.3km/h (2.4M)	19.78 [5]
3	Nature Nose	3	69.2km/h	3.89 [5] 50.3km/h (1.7M)	6.69 [5] 64.4km/h (4.0M)	9.34 [5] 67.9km/h (2.8M)	12.26 [5] 61.7km/h (4.1M)	15.17 [5] 61.8km/h (2.9M)	18.07 [6] 62.1km/h (3.4M)	12.41 63.0km/h (3.2M)	19.84 [6]
1	Lakoda Rusty	1	68.5km/h	3.93 [6] 50.5km/h (1.1M)	6.69 [6] 65.2km/h (1.4M)	9.38 [6] 66.9km/h (1.9M)	12.28 [6] 62.2km/h (2.6M)	15.19 [6] 61.9km/h (1.7M)	18.12 [7] 61.4km/h (2.2M)	12.48 62.6km/h (2.2M)	19.91 [7]
9	Kulnura Kid	7	69.2km/h	3.94 [7] 50.7km/h (2.9M)	6.78 [8] 63.8km/h (2.4M)	9.43 [8] 67.9km/h (1.5M)	12.39 [8] 60.8km/h (1.8M)	15.40 [8] 60.0km/h (0.8M)	18.38 [8] 60.3km/h (0.2M)	12.68 61.8km/h (0.9M)	20.19 [8]

Data based on IsoLynx Localised Positioning System.

Legend:

[] - Rank at each section









() - Avg. meters to rail for section

-- - No data available at section





ALBION PARK, QLD
Race 6 - ROSEWOOD VETERINARY SERVICE - 331M
11/08/2024 - 19:25:37 PM

RUG	NAME	BOX	SECTION-1	HOME	FINISH TIME
 9	Force	5	7.30	12.21	19.51 [1]
 1	Made From Scotch	1	7.38	12.23	19.61 [2]
 8	Indy Cha Cha	8	7.36	12.64	20.00 [3]
 7	Mia Jet	7	7.37	12.82	20.19 [4]
 2	Caramel Rupee	2	7.53	12.77	20.30 [5]
 4	Lakoda Lulu	4	7.50	12.86	20.36 [6]
 3	Running Blind	3	7.59	12.90	20.49 [7]
 6	Munxar Queen	6	7.47	13.04	20.51 [8]

Data based on IsoLynx Localised Positioning System.

Legend:

[] - Rank at each section

() - Avg. meters to rail for section

-- - No data available at section





ALBION PARK, QLD
 Race 7 - TIGGERLONG TONK @ STUD - 331M
 11/08/2024 - 19:45:45 PM

RUG	NAME	BOX	TOP SPEED	50M	100M	150M	200M	250M	300M	217M HOME	FINISH TIME
1	Hope's Zone	1	70.7km/h	3.69 [1] 54.3km/h (0.9M)	6.30 [1] 68.7km/h (1.5M)	8.87 [1] 70.0km/h (1.5M)	11.62 [1] 65.4km/h (1.6M)	14.46 [1] 63.7km/h (0.8M)	17.31 [1] 63.2km/h (0.4M)	12.05 65.0km/h (1.0M)	19.06 [1]
8	Burrum Josie	8	69.9km/h	3.86 [4] 51.8km/h (3.3M)	6.52 [5] 67.6km/h (3.4M)	9.15 [4] 68.6km/h (2.6M)	11.92 [3] 64.9km/h (2.0M)	14.74 [2] 64.0km/h (1.0M)	17.56 [2] 63.8km/h (0.7M)	12.04 64.9km/h (1.4M)	19.29 [2]
3	Hidden Gold	3	69.1km/h	3.82 [3] 52.3km/h (2.2M)	6.50 [4] 67.2km/h (2.6M)	9.18 [5] 67.1km/h (2.2M)	12.00 [5] 63.8km/h (1.7M)	14.83 [4] 63.8km/h (0.9M)	17.63 [3] 64.3km/h (0.4M)	12.12 64.6km/h (1.1M)	19.35 [3]
2	Sparks Will Fly	2	70.5km/h	3.78 [2] 52.2km/h (1.6M)	6.44 [2] 67.5km/h (1.6M)	9.03 [2] 69.4km/h (1.7M)	11.87 [2] 63.6km/h (2.4M)	14.80 [3] 61.5km/h (2.0M)	17.69 [4] 62.3km/h (1.5M)	12.28 63.7km/h (1.9M)	19.44 [4]
9	Special Cyndie	5	69.6km/h	3.90 [6] 51.3km/h (2.1M)	6.56 [6] 67.4km/h (1.4M)	9.21 [6] 67.9km/h (1.5M)	12.08 [6] 62.9km/h (1.5M)	14.95 [5] 62.8km/h (0.9M)	17.74 [5] 64.5km/h (0.3M)	12.15 64.4km/h (0.9M)	19.44 [5]
6	Let Jill Rip	6	71.5km/h	3.88 [5] 52.0km/h (2.6M)	6.50 [3] 68.9km/h (2.2M)	9.07 [3] 69.8km/h (2.0M)	11.97 [4] 62.4km/h (2.6M)	14.96 [6] 60.2km/h (1.7M)	17.87 [6] 61.9km/h (1.6M)	12.42 63.1km/h (1.9M)	19.63 [6]

Data based on IsoLynx Localised Positioning System.

Legend:

[] - Rank at each section

() - Avg. meters to rail for section

-- - No data available at section





ALBION PARK, QLD
 Race 8 - BORGBET TIPPING SERVICE 5th Grade F - 331M
 11/08/2024 - 20:05:37 PM

RUG	NAME	BOX	TOP SPEED	50M	100M	150M	200M	250M	300M	217M HOME	FINISH TIME
7	Indian Rupee	7	70.6km/h	3.76 [1] 51.8km/h (2.6M)	6.43 [1] 67.3km/h (1.8M)	9.01 [1] 69.7km/h (1.7M)	11.77 [1] 65.3km/h (1.9M)	14.58 [1] 64.0km/h (1.2M)	17.44 [1] 63.0km/h (1.0M)	12.03 65.0km/h (1.3M)	19.18 [1]
1	Way Star	1	69.0km/h	3.81 [2] 51.8km/h (1.6M)	6.48 [2] 67.3km/h (1.4M)	9.14 [2] 67.4km/h (1.5M)	11.91 [2] 64.9km/h (1.5M)	14.74 [2] 63.6km/h (1.0M)	17.57 [2] 63.5km/h (0.6M)	12.09 64.2km/h (1.0M)	19.30 [2]
3	Cha Cha Kitty	3	67.9km/h	3.91 [7] 50.8km/h (1.6M)	6.66 [7] 65.4km/h (2.6M)	9.39 [7] 66.0km/h (2.8M)	12.24 [6] 63.2km/h (2.0M)	15.06 [6] 63.8km/h (0.8M)	17.85 [3] 64.4km/h (0.8M)	12.14 64.4km/h (1.4M)	19.55 [3]
4	Rita's Speed	4	69.2km/h	3.85 [4] 50.7km/h (1.9M)	6.57 [4] 66.2km/h (1.5M)	9.34 [6] 65.3km/h (1.7M)	12.17 [4] 63.5km/h (2.1M)	15.00 [4] 63.5km/h (1.3M)	17.88 [5] 62.5km/h (1.9M)	12.33 63.4km/h (1.8M)	19.63 [4]
6	Cyclone Indi	6	69.2km/h	3.81 [3] 51.9km/h (2.3M)	6.53 [3] 66.2km/h (1.7M)	9.26 [3] 66.1km/h (1.5M)	12.12 [3] 63.0km/h (1.6M)	14.99 [3] 62.6km/h (0.8M)	17.87 [4] 62.5km/h (0.2M)	12.39 63.0km/h (0.9M)	19.65 [5]
8	Unintended	8	69.2km/h	3.90 [5] 50.9km/h (3.3M)	6.58 [5] 67.0km/h (2.8M)	9.27 [4] 67.0km/h (2.7M)	12.18 [5] 62.1km/h (2.7M)	15.04 [5] 62.8km/h (1.7M)	17.94 [6] 62.1km/h (2.3M)	12.38 63.2km/h (2.3M)	19.69 [6]
5	Johnny For Sure	5	68.4km/h	3.96 [8] 50.5km/h (2.2M)	6.69 [8] 65.9km/h (2.9M)	9.39 [8] 66.5km/h (3.4M)	12.50 [8] 58.2km/h (3.7M)	15.35 [8] 63.2km/h (1.5M)	18.20 [7] 63.1km/h (2.3M)	12.49 62.7km/h (2.5M)	19.92 [7]
2	Magnet Of Desire	2	70.5km/h	3.91 [6] 51.3km/h (1.3M)	6.60 [6] 67.0km/h (1.9M)	9.33 [5] 66.1km/h (2.2M)	12.44 [7] 58.0km/h (2.6M)	15.31 [7] 62.7km/h (1.2M)	18.26 [8] 61.1km/h (2.1M)	12.74 61.5km/h (2.0M)	20.05 [8]

Data based on IsoLynx Localised Positioning System.
 Legend:
 [] - Rank at each section
 () - Avg. meters to rail for section
 -- - No data available at section





ALBION PARK, QLD
Race 9 - BRISGREYS.COM - 331M
11/08/2024 - 20:25:41 PM

RUG	NAME	BOX	TOP SPEED	50M	100M	150M	200M	250M	300M	217M HOME	FINISH TIME
3	Just Another Mac	3	70.3km/h	3.71 [1] 53.5km/h (1.7M)	6.39 [1] 67.3km/h (2.1M)	8.98 [1] 69.3km/h (2.1M)	11.75 [1] 65.2km/h (2.1M)	14.57 [1] 63.8km/h (1.6M)	17.45 [1] 62.5km/h (2.1M)	12.10 64.6km/h (1.9M)	19.21 [1]
5	Cyndie's Swift	5	70.7km/h	3.85 [4] 51.5km/h (2.2M)	6.51 [3] 67.6km/h (1.4M)	9.12 [3] 68.9km/h (1.6M)	11.92 [2] 64.4km/h (1.9M)	14.74 [2] 63.7km/h (1.1M)	17.61 [2] 62.9km/h (0.5M)	12.14 64.3km/h (1.1M)	19.37 [2]
6	I'M No Maid	6	71.1km/h	3.88 [5] 51.4km/h (2.6M)	6.53 [4] 68.0km/h (2.2M)	9.11 [2] 69.6km/h (2.0M)	11.95 [3] 63.6km/h (2.6M)	14.80 [3] 63.1km/h (1.8M)	17.66 [3] 63.0km/h (1.8M)	12.16 64.3km/h (1.9M)	19.40 [3]
1	Cody's Stud	1	69.7km/h	3.98 [8] 51.0km/h (1.3M)	6.75 [7] 65.0km/h (2.3M)	9.36 [7] 68.9km/h (2.3M)	12.12 [5] 65.0km/h (1.7M)	15.11 [4] 60.5km/h (1.0M)	18.06 [4] 61.1km/h (0.8M)	12.36 63.5km/h (1.3M)	19.83 [4]
4	Charlie's Flyer	4	67.9km/h	3.91 [6] 50.6km/h (1.8M)	6.83 [8] 62.1km/h (1.5M)	9.50 [8] 67.2km/h (1.9M)	12.31 [7] 64.1km/h (1.7M)	15.18 [7] 62.7km/h (1.5M)	18.14 [7] 61.0km/h (2.1M)	12.33 63.4km/h (1.7M)	19.91 [5]
2	Don't Speak	2	69.5km/h	3.77 [2] 52.9km/h (1.2M)	6.49 [2] 66.3km/h (2.6M)	9.15 [4] 67.6km/h (2.6M)	12.07 [4] 61.7km/h (2.5M)	15.13 [6] 59.1km/h (1.7M)	18.13 [5] 59.9km/h (2.6M)	12.71 61.6km/h (2.2M)	19.93 [6]
8	Blackpool Bruce	8	69.9km/h	3.92 [7] 51.4km/h (3.5M)	6.57 [6] 67.9km/h (3.7M)	9.26 [5] 66.9km/h (3.5M)	12.12 [6] 62.9km/h (2.3M)	15.12 [5] 60.1km/h (1.7M)	18.14 [6] 59.7km/h (1.7M)	12.66 61.8km/h (2.0M)	19.95 [7]
9	Gloria's Legacy	7	68.0km/h	3.84 [3] 51.7km/h (2.8M)	6.53 [5] 66.6km/h (3.0M)	9.35 [6] 64.0km/h (3.2M)	12.35 [8] 60.0km/h (2.8M)	15.35 [8] 59.9km/h (2.0M)	18.34 [8] 60.3km/h (2.1M)	12.88 60.7km/h (2.4M)	20.16 [8]

Data based on IsoLynx Localised Positioning System.
Legend:
[] - Rank at each section





ALBION PARK, QLD
Race 10 - TWITTER @ BRISGREYS - 331M
11/08/2024 - 20:45:36 PM

RUG	NAME	BOX	TOP SPEED	50M	100M	150M	200M	250M	300M	217M HOME	FINISH TIME
7	Leaping Lucille	7	71.0km/h	3.77 [1] 52.4km/h (2.9M)	6.40 [1] 68.5km/h (2.5M)	8.96 [1] 70.3km/h (2.1M)	11.68 [1] 66.3km/h (1.8M)	14.45 [1] 64.9km/h (1.2M)	17.26 [1] 64.2km/h (0.6M)	11.87 65.9km/h (1.3M)	18.98 [1]
1	Obliging Lionel	1	69.3km/h	3.86 [3] 51.5km/h (1.3M)	6.52 [3] 67.6km/h (1.1M)	9.19 [3] 67.2km/h (1.3M)	11.98 [2] 64.7km/h (1.4M)	14.83 [2] 63.3km/h (1.2M)	17.64 [2] 63.9km/h (1.6M)	12.13 64.4km/h (1.4M)	19.38 [2]
3	Spring Axel	3	70.3km/h	3.91 [6] 50.4km/h (1.8M)	6.59 [4] 67.2km/h (2.2M)	9.20 [4] 69.0km/h (2.2M)	12.03 [3] 63.5km/h (3.0M)	14.92 [3] 62.3km/h (1.9M)	17.81 [3] 62.4km/h (1.1M)	12.26 63.8km/h (1.9M)	19.57 [3]
8	Fernando Alessia	8	69.0km/h	3.89 [4] 50.7km/h (3.5M)	6.60 [5] 66.6km/h (3.2M)	9.28 [5] 67.1km/h (2.5M)	12.10 [4] 63.9km/h (1.5M)	14.96 [4] 63.0km/h (0.7M)	17.81 [4] 63.2km/h (0.2M)	12.24 63.9km/h (1.0M)	19.57 [4]
2	Akaroa	2	69.2km/h	4.01 [8] 50.0km/h (1.3M)	6.74 [7] 65.9km/h (2.0M)	9.39 [6] 67.8km/h (1.7M)	12.20 [6] 64.1km/h (1.8M)	15.06 [5] 63.1km/h (1.1M)	17.89 [5] 63.4km/h (0.7M)	12.15 64.3km/h (1.1M)	19.63 [5]
6	Contract	6	70.3km/h	3.83 [2] 51.0km/h (2.5M)	6.48 [2] 67.7km/h (1.7M)	9.15 [2] 67.6km/h (1.7M)	12.19 [5] 59.4km/h (2.5M)	15.13 [6] 61.2km/h (1.6M)	18.02 [6] 62.2km/h (1.7M)	12.60 62.2km/h (1.8M)	19.80 [6]
4	Queen Of Samson	4	68.3km/h	3.92 [7] 50.7km/h (2.2M)	6.67 [6] 65.5km/h (2.9M)	9.41 [7] 65.7km/h (2.3M)	12.40 [7] 60.2km/h (2.1M)	15.37 [7] 60.6km/h (1.5M)	18.34 [7] 60.8km/h (1.4M)	12.76 61.3km/h (1.7M)	20.17 [7]
5	I'm All Heart	5	63.5km/h	3.90 [5] 50.1km/h (1.9M)	6.82 [8] 61.7km/h (1.6M)	9.78 [8] 60.8km/h (1.3M)	12.95 [8] 56.8km/h (1.4M)	16.06 [8] 58.0km/h (0.7M)	19.09 [8] 59.4km/h (0.5M)	13.34 58.6km/h (0.9M)	20.95 [8]

Data based on IsoLynx Localised Positioning System.

Legend:

[] - Rank at each section

() - Avg. meters to rail for section

-- - No data available at section





ALBION PARK, QLD
Race 11 - CARINA LEAGUES CLUB - 331M
11/08/2024 - 21:08:30 PM

RUG	NAME	BOX	TOP SPEED	50M	100M	150M	200M	250M	300M	217M HOME	FINISH TIME
4	Quantum Blue	4	70.3km/h	3.76 [1] 53.2km/h (2.0M)	6.40 [1] 68.1km/h (1.7M)	8.99 [1] 69.5km/h (1.9M)	11.78 [1] 64.6km/h (1.8M)	14.63 [1] 63.2km/h (1.1M)	17.51 [1] 62.5km/h (1.1M)	12.14 64.4km/h (1.3M)	19.26 [1]
2	Flying Star	2	69.7km/h	3.84 [2] 52.2km/h (1.5M)	6.51 [2] 67.5km/h (2.5M)	9.13 [2] 68.5km/h (2.2M)	12.01 [2] 62.7km/h (2.1M)	14.93 [2] 61.6km/h (1.1M)	17.85 [2] 61.8km/h (1.1M)	12.39 63.2km/h (1.5M)	19.62 [2]
7	Who's Billy	7	68.9km/h	4.01 [5] 49.8km/h (2.3M)	6.74 [5] 65.9km/h (1.7M)	9.40 [4] 67.6km/h (1.6M)	12.24 [3] 63.5km/h (1.4M)	15.09 [3] 63.2km/h (0.7M)	17.92 [3] 63.7km/h (0.1M)	12.18 64.2km/h (0.8M)	19.65 [3]
8	Who's Rose	8	68.1km/h	4.02 [7] 49.3km/h (3.2M)	6.76 [6] 65.5km/h (2.7M)	9.46 [6] 66.6km/h (2.2M)	12.41 [6] 61.3km/h (1.5M)	15.34 [5] 61.4km/h (0.8M)	18.18 [5] 63.5km/h (0.2M)	12.38 63.2km/h (0.9M)	19.88 [4]
3	Farmor Credible	3	68.2km/h	3.91 [3] 51.0km/h (1.8M)	6.66 [3] 65.5km/h (2.1M)	9.34 [3] 67.0km/h (1.8M)	12.25 [4] 62.1km/h (2.6M)	15.20 [4] 61.0km/h (1.6M)	18.13 [4] 61.4km/h (0.6M)	12.55 62.3km/h (1.5M)	19.95 [5]
5	Rondinella	5	67.5km/h	3.92 [4] 50.8km/h (2.7M)	6.67 [4] 65.3km/h (3.3M)	9.43 [5] 65.2km/h (2.7M)	12.38 [5] 61.2km/h (2.2M)	15.38 [6] 60.0km/h (1.2M)	18.35 [6] 60.5km/h (1.2M)	12.73 61.4km/h (1.7M)	20.15 [6]
1	Artanis	1	66.8km/h	4.01 [6] 51.6km/h (1.2M)	6.76 [7] 65.3km/h (1.3M)	9.61 [7] 63.3km/h (1.4M)	12.54 [7] 61.5km/h (1.8M)	15.48 [7] 61.2km/h (1.7M)	18.42 [7] 61.2km/h (1.7M)	12.71 61.5km/h (1.6M)	20.25 [7]
6	Farmor Pizazz	6	65.5km/h	4.14 [8] 48.4km/h (2.2M)	6.98 [8] 63.5km/h (2.4M)	9.79 [8] 63.9km/h (1.9M)	12.84 [8] 59.1km/h (2.5M)	15.86 [8] 59.6km/h (1.3M)	18.89 [8] 59.4km/h (1.2M)	12.97 60.3km/h (1.7M)	20.72 [8]

Data based on IsoLynx Localised Positioning System.

Legend:

[] - Rank at each section

() - Avg. meters to rail for section

-- - No data available at section





ALBION PARK, QLD
 Race 12 - GARRARD'S HORSE AND HOUND - 331M
 11/08/2024 - 21:31:36 PM

RUG	NAME	BOX	TOP SPEED	50M	100M	150M	200M	250M	300M	217M HOME	FINISH TIME
1	Black Parade	1	68.9km/h	3.91 [3] 53.1km/h (1.3M)	6.58 [2] 67.3km/h (1.8M)	9.28 [2] 66.8km/h (1.9M)	12.19 [2] 61.7km/h (1.9M)	15.10 [2] 61.9km/h (1.4M)	18.04 [1] 61.3km/h (0.5M)	12.50 62.4km/h (1.2M)	19.82 [1]
5	Black Piper	5	68.0km/h	3.96 [5] 50.0km/h (2.3M)	6.71 [5] 65.6km/h (3.7M)	9.41 [5] 66.5km/h (3.0M)	12.31 [4] 62.3km/h (3.2M)	15.21 [3] 61.9km/h (2.0M)	18.11 [3] 62.1km/h (1.9M)	12.41 63.0km/h (2.3M)	19.86 [2]
4	Galway Duchess	4	68.7km/h	3.82 [1] 52.2km/h (1.8M)	6.54 [1] 66.1km/h (1.3M)	9.22 [1] 67.1km/h (1.5M)	12.11 [1] 62.3km/h (1.7M)	15.06 [1] 61.1km/h (1.0M)	18.10 [2] 59.2km/h (1.2M)	12.67 61.8km/h (1.3M)	19.95 [3]
3	Black Patch	3	68.1km/h	3.93 [4] 50.6km/h (1.7M)	6.70 [4] 65.0km/h (3.0M)	9.47 [6] 65.0km/h (2.6M)	12.41 [6] 61.2km/h (2.9M)	15.34 [6] 61.5km/h (2.6M)	18.24 [5] 62.2km/h (3.1M)	12.53 62.3km/h (2.9M)	19.97 [4]
6	Tuscany Cyndie	6	67.2km/h	3.86 [2] 51.4km/h (2.5M)	6.61 [3] 65.4km/h (2.3M)	9.35 [3] 65.7km/h (1.9M)	12.27 [3] 61.6km/h (1.5M)	15.22 [4] 61.0km/h (1.2M)	18.17 [4] 61.0km/h (1.1M)	12.64 61.9km/h (1.3M)	20.00 [5]
8	Allegretto	8	69.3km/h	4.05 [8] 49.4km/h (3.8M)	6.76 [8] 66.3km/h (3.3M)	9.51 [7] 65.5km/h (2.8M)	12.49 [7] 60.6km/h (3.1M)	15.36 [7] 62.6km/h (1.2M)	18.25 [6] 62.4km/h (0.4M)	12.53 62.4km/h (1.6M)	20.02 [6]
2	Split The Night	2	68.2km/h	3.96 [6] 50.0km/h (1.3M)	6.74 [6] 64.8km/h (2.2M)	9.41 [4] 67.2km/h (1.9M)	12.34 [5] 61.7km/h (2.0M)	15.28 [5] 61.1km/h (1.4M)	18.30 [7] 59.9km/h (1.5M)	12.60 62.2km/h (1.6M)	20.08 [7]
7	Tuta Grizzly	7	68.4km/h	4.04 [7] 50.2km/h (3.1M)	6.76 [7] 66.2km/h (2.6M)	9.71 [8] 61.3km/h (2.6M)	12.62 [8] 61.7km/h (2.1M)	15.50 [8] 62.6km/h (1.3M)	18.40 [8] 62.1km/h (1.9M)	12.65 61.8km/h (2.0M)	20.16 [8]

Data based on IsoLynx Localised Positioning System.
 Legend:
 [] - Rank at each section
 () - Avg. meters to rail for section
 -- - No data available at section

