



# Sunshine Coast Poly Track QLD Professional

## Race 4: PFD FRESH SEAFOOD BENCHMARK 60 Handicap - 1400m



11 August 2024 - 14:48

Track Rating: Synthetic, Weather: Overcast, Rail Position: True

| Section     |  | Overall              | 1200m                | 1000m                | 800m                     | 600m                     | 400m                     | Last 600m                |                          |                          |         |    |
|-------------|--|----------------------|----------------------|----------------------|--------------------------|--------------------------|--------------------------|--------------------------|--------------------------|--------------------------|---------|----|
| Field Times |  | 1:24.86<br>(0:14.00) | 1:10.86<br>(0:11.61) | 0:59.25<br>(0:11.73) | 0:47.52<br>(0:12.24)     | 0:35.28<br>(0:11.91)     | 0:23.37<br>(0:11.46)     | 0:35.28                  |                          |                          |         |    |
| Rank        | TAB Horse/Jockey                         | Barrier              | Top Speed [km/h]     | Fastest Section      |                          |                          |                          |                          |                          | Distance Travelled [m]   |         |    |
| 1           | 6 WHAT A WEEKEND<br>Bailey Wheeler       | 5                    | 64.4<br>400m         | 0:11.44<br>400m      | 1:24.86 [1]<br>(0:14.15) | 1:10.71 [2]<br>(0:11.53) | 0:59.18 [2]<br>(0:11.77) | 0:47.41 [2]<br>(0:12.25) | 0:35.16 [2]<br>(0:11.94) | 0:23.22 [2]<br>(0:11.44) | 0:35.16 |    |
| 2           | 5 HE'S ESSENTIAL<br>Nikita Beriman       | 4                    | 64.1<br>400m         | 0:11.46<br>400m      | 1:24.93 [2]<br>(0:14.00) | 1:10.93 [1]<br>(0:11.61) | 0:59.32 [1]<br>(0:11.73) | 0:47.59 [1]<br>(0:12.24) | 0:35.35 [1]<br>(0:11.91) | 0:23.44 [1]<br>(0:11.46) | 0:35.35 | -4 |
| 3           | 2 SCRIPT WRITER<br>Kyle Wilson-Taylor    | 6                    | 65.0<br>400m         | 0:11.29<br>400m      | 1:25.12 [3]<br>(0:14.46) | 1:10.66 [5]<br>(0:11.61) | 0:59.05 [5]<br>(0:12.02) | 0:47.03 [6]<br>(0:12.04) | 0:34.99 [6]<br>(0:11.81) | 0:23.18 [5]<br>(0:11.29) | 0:34.99 | +1 |
| 4           | 1 BANDIT<br>Corey Sutherland             | 1                    | 63.7<br>400m         | 0:11.45<br>400m      | 1:25.20 [4]<br>(0:14.25) | 1:10.95 [4]<br>(0:11.76) | 0:59.19 [4]<br>(0:11.89) | 0:47.30 [4]<br>(0:12.06) | 0:35.24 [4]<br>(0:11.83) | 0:23.41 [4]<br>(0:11.45) | 0:35.24 | -4 |
| 5           | 7 WICKED'N' LOVIN'IT<br>Samantha Collett | 3                    | 64.7<br>1200m        | 0:11.60<br>1200m     | 1:25.52 [5]<br>(0:14.20) | 1:11.32 [3]<br>(0:11.60) | 0:59.72 [3]<br>(0:11.86) | 0:47.86 [3]<br>(0:12.24) | 0:35.62 [3]<br>(0:11.83) | 0:23.79 [3]<br>(0:11.62) | 0:35.62 | +3 |
| 6           | 4 PAIENBARA<br>Justin Huxtable           | 7                    | 64.3<br>1200m        | 0:11.60<br>1200m     | 1:26.06 [6]<br>(0:14.49) | 1:11.57 [6]<br>(0:11.60) | 0:59.97 [6]<br>(0:11.94) | 0:48.03 [5]<br>(0:12.08) | 0:35.95 [5]<br>(0:11.94) | 0:24.01 [6]<br>(0:11.60) | 0:35.95 | +5 |

Scratched: Redente Choice (#8), Deal An Ace (#9), Loose Unit (#3)

[ ] Ranking at each section and finish  
 -:-:- No data available at this section  
 NA No data available

SCN Saddle cloth number  
 DNF Did not finish  
 DNT Did not track



**Sunshine Coast Poly Track QLD Professional**  
**Race 4: PFD FRESH SEAFOOD BENCHMARK 60 Handicap - 1400m**  
 11 August 2024 - 14:48



Track Rating: Synthetic, Weather: Overcast, Rail Position: True

| Section     |     |   |         | 200m                 |                  |                          |         | Last 600m |                        |
|-------------|-----|---|---------|----------------------|------------------|--------------------------|---------|-----------|------------------------|
| Field Times |     |   |         | 0:11.91<br>(0:11.91) |                  |                          |         | 0:35.28   |                        |
| Rank        | TAB | Horse/Jockey                                  | Barrier | Top Speed [km/h]     | Fastest Section  | Margin                   |         |           | Distance Travelled [m] |
| 1           | 6   | <b>WHAT A WEEKEND</b><br>Bailey Wheeler       | 5       | 64.4<br>400m         | 0:11.44<br>400m  | 0:11.78 [2]<br>(0:11.78) | 1:24.86 |           | 0:35.16                |
| 2           | 5   | <b>HE'S ESSENTIAL</b><br>Nikita Beriman       | 4       | 64.1<br>400m         | 0:11.46<br>400m  | 0:11.98 [1]<br>(0:11.98) | 0.3L    |           | 0:35.35 -4             |
| 3           | 2   | <b>SCRIPT WRITER</b><br>Kyle Wilson-Taylor    | 6       | 65.0<br>400m         | 0:11.29<br>400m  | 0:11.89 [3]<br>(0:11.89) | 1.3L    |           | 0:34.99 +1             |
| 4           | 1   | <b>BANDIT</b><br>Corey Sutherland             | 1       | 63.7<br>400m         | 0:11.45<br>400m  | 0:11.96 [4]<br>(0:11.96) | 1.6L    |           | 0:35.24 -4             |
| 5           | 7   | <b>WICKED'N' LOVIN'IT</b><br>Samantha Collett | 3       | 64.7<br>1200m        | 0:11.60<br>1200m | 0:12.17 [5]<br>(0:12.17) | 3.4L    |           | 0:35.62 +3             |
| 6           | 4   | <b>PAIENBARA</b><br>Justin Huxtable           | 7       | 64.3<br>1200m        | 0:11.60<br>1200m | 0:12.41 [6]<br>(0:12.41) | 6.4L    |           | 0:35.95 +5             |

Scratched: Redente Choice (#8), Deal An Ace (#9), Loose Unit (#3)

[ ] Ranking at each section and finish  
 -:-:- No data available at this section  
 NA No data available

SCN Saddle cloth number  
 DNF Did not finish  
 DNT Did not track



|                                |                |
|--------------------------------|----------------|
| Horse/Jockey Name              | What A Weekend |
| Final Rank                     | 1              |
| Fastest Section Time (Section) | 0:11.44 (400m) |
| Top Speed [km/h] (Section)     | 64.4 (400m)    |
| Race State                     | Finished       |



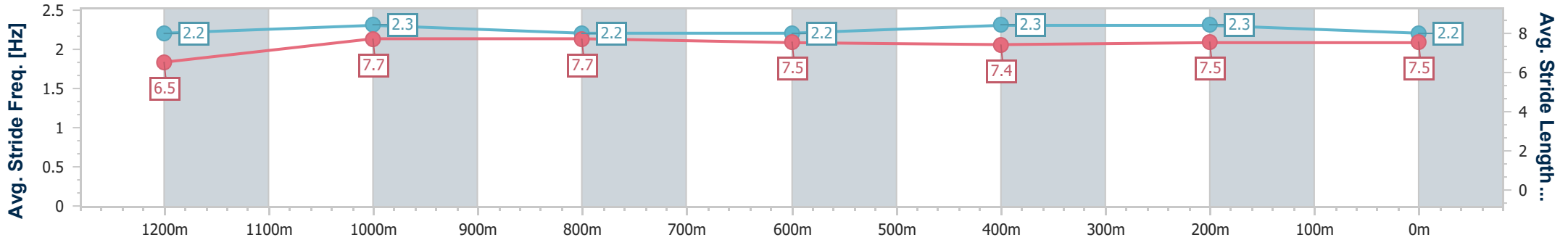
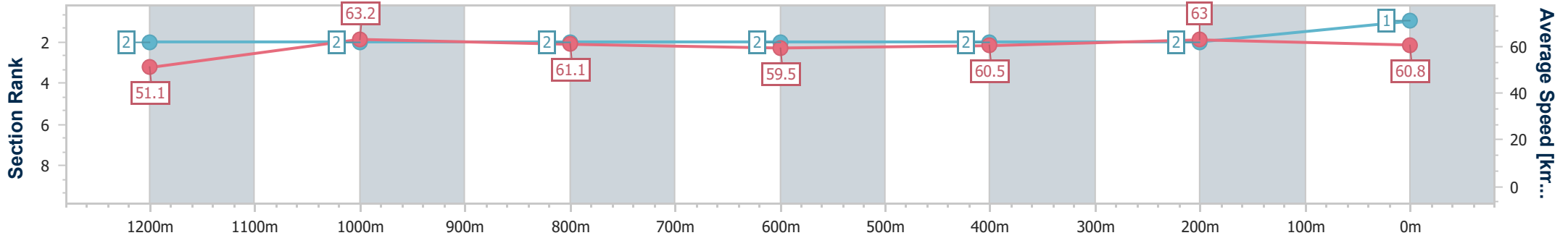
Sunshine Coast Poly Track QLD Professional  
Race 4: PFD FRESH SEAFOOD BENCHMARK 60 Handicap - 1400m



11 August 2024 - 14:48

Track Rating: Synthetic, Weather: Overcast, Rail Position: True

| Section                | Overall                  | 1200m                    | 1000m                    | 800m                     | 600m                     | 400m                     | 200m                     |  |  |  |  |  |  |  |
|------------------------|--------------------------|--------------------------|--------------------------|--------------------------|--------------------------|--------------------------|--------------------------|--|--|--|--|--|--|--|
| Section Times          | 1:24.86 [1]<br>(0:14.15) | 1:10.71 [2]<br>(0:11.53) | 0:59.18 [2]<br>(0:11.77) | 0:47.41 [2]<br>(0:12.25) | 0:35.16 [2]<br>(0:11.94) | 0:23.22 [2]<br>(0:11.44) | 0:11.78 [2]<br>(0:11.78) |  |  |  |  |  |  |  |
| Average Speed [km/h]   | 51.1                     | 63.2                     | 61.1                     | 59.5                     | 60.5                     | 63.0                     | 60.8                     |  |  |  |  |  |  |  |
| Top Speed [km/h]       | 64.0                     | 64.1                     | 62.5                     | 60.3                     | 62.5                     | 64.4                     | 62.6                     |  |  |  |  |  |  |  |
| Avg. Dist. to Rail [m] | 4.8                      | 3.5                      | 2.6                      | 1.7                      | 0.4                      | 1.5                      | 3.1                      |  |  |  |  |  |  |  |
| Avg. Stride Freq. [Hz] | 2.2                      | 2.3                      | 2.2                      | 2.2                      | 2.3                      | 2.3                      | 2.2                      |  |  |  |  |  |  |  |
| Avg. Stride Length [m] | 6.5                      | 7.7                      | 7.7                      | 7.5                      | 7.4                      | 7.5                      | 7.5                      |  |  |  |  |  |  |  |



- [ ] Ranking at each section and finish
- .-.- No data available at this section
- NA No data available



|                                |                |
|--------------------------------|----------------|
| Horse/Jockey Name              | He's Essential |
| Final Rank                     | 2              |
| Fastest Section Time (Section) | 0:11.46 (400m) |
| Top Speed [km/h] (Section)     | 64.1 (400m)    |
| Race State                     | Finished       |



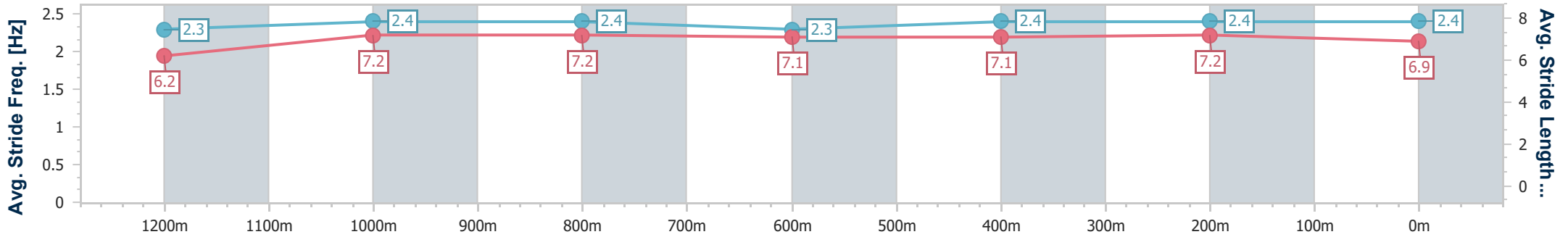
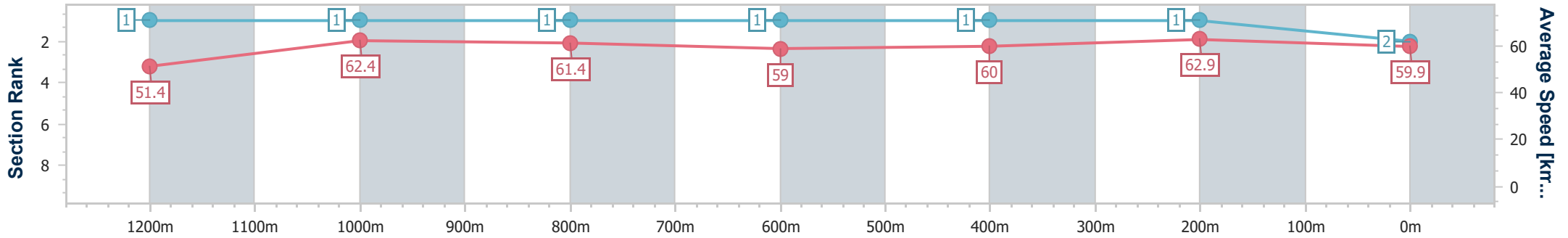
Sunshine Coast Poly Track QLD Professional  
Race 4: PFD FRESH SEAFOOD BENCHMARK 60 Handicap - 1400m



11 August 2024 - 14:48

Track Rating: Synthetic, Weather: Overcast, Rail Position: True

| Section                | Overall                  | 1200m                    | 1000m                    | 800m                     | 600m                     | 400m                     | 200m                     |
|------------------------|--------------------------|--------------------------|--------------------------|--------------------------|--------------------------|--------------------------|--------------------------|
| Section Times          | 1:24.93 [2]<br>(0:14.00) | 1:10.93 [1]<br>(0:11.61) | 0:59.32 [1]<br>(0:11.73) | 0:47.59 [1]<br>(0:12.24) | 0:35.35 [1]<br>(0:11.91) | 0:23.44 [1]<br>(0:11.46) | 0:11.98 [1]<br>(0:11.98) |
| Average Speed [km/h]   | 51.4                     | 62.4                     | 61.4                     | 59.0                     | 60.0                     | 62.9                     | 59.9                     |
| Top Speed [km/h]       | 62.9                     | 63.2                     | 63.1                     | 59.8                     | 61.8                     | 64.1                     | 61.8                     |
| Avg. Dist. to Rail [m] | 4.0                      | 1.5                      | 1.1                      | 0.6                      | 0.6                      | 0.3                      | 0.7                      |
| Avg. Stride Freq. [Hz] | 2.3                      | 2.4                      | 2.4                      | 2.3                      | 2.4                      | 2.4                      | 2.4                      |
| Avg. Stride Length [m] | 6.2                      | 7.2                      | 7.2                      | 7.1                      | 7.1                      | 7.2                      | 6.9                      |



- [ ] Ranking at each section and finish
- .-.- No data available at this section
- NA No data available



|                                |                |
|--------------------------------|----------------|
| Horse/Jockey Name              | Script Writer  |
| Final Rank                     | 3              |
| Fastest Section Time (Section) | 0:11.29 (400m) |
| Top Speed [km/h] (Section)     | 65.0 (400m)    |
| Race State                     | Finished       |



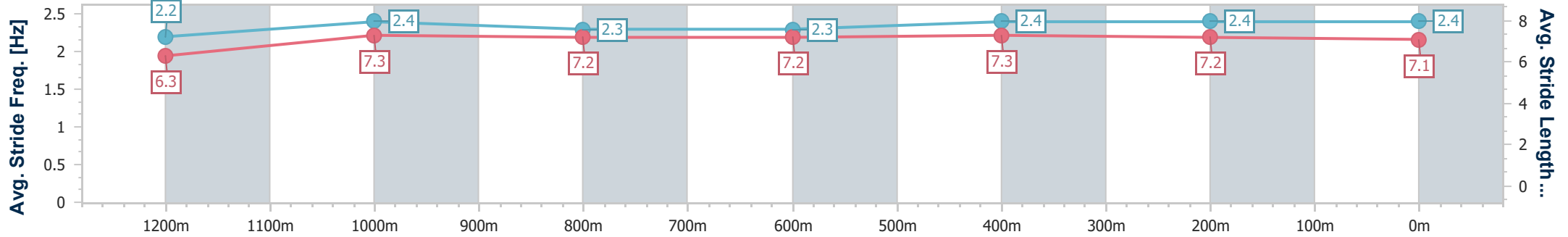
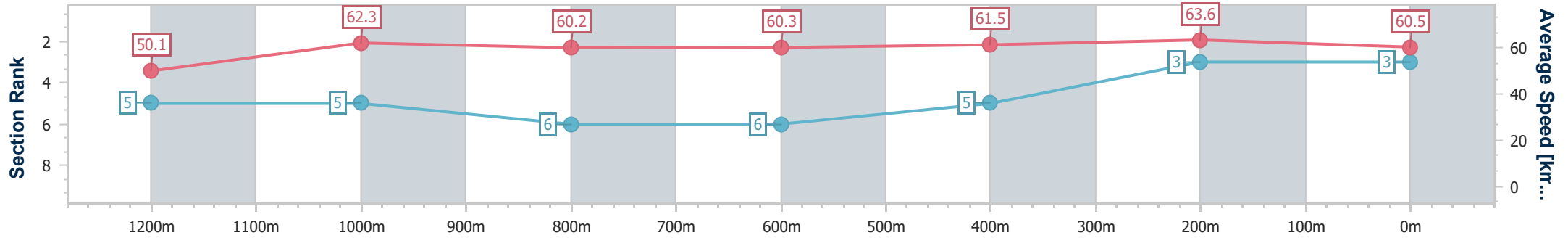
Sunshine Coast Poly Track QLD Professional  
Race 4: PFD FRESH SEAFOOD BENCHMARK 60 Handicap - 1400m



11 August 2024 - 14:48

Track Rating: Synthetic, Weather: Overcast, Rail Position: True

| Section                | Overall                  | 1200m                    | 1000m                    | 800m                     | 600m                     | 400m                     | 200m                     |
|------------------------|--------------------------|--------------------------|--------------------------|--------------------------|--------------------------|--------------------------|--------------------------|
| Section Times          | 1:25.12 [3]<br>(0:14.46) | 1:10.66 [5]<br>(0:11.61) | 0:59.05 [5]<br>(0:12.02) | 0:47.03 [6]<br>(0:12.04) | 0:34.99 [6]<br>(0:11.81) | 0:23.18 [5]<br>(0:11.29) | 0:11.89 [3]<br>(0:11.89) |
| Average Speed [km/h]   | 50.1                     | 62.3                     | 60.2                     | 60.3                     | 61.5                     | 63.6                     | 60.5                     |
| Top Speed [km/h]       | 62.1                     | 64.6                     | 60.6                     | 61.3                     | 62.5                     | 65.0                     | 64.1                     |
| Avg. Dist. to Rail [m] | 5.5                      | 2.3                      | 2.0                      | 1.6                      | 0.9                      | 4.0                      | 6.4                      |
| Avg. Stride Freq. [Hz] | 2.2                      | 2.4                      | 2.3                      | 2.3                      | 2.4                      | 2.4                      | 2.4                      |
| Avg. Stride Length [m] | 6.3                      | 7.3                      | 7.2                      | 7.2                      | 7.3                      | 7.2                      | 7.1                      |



- [ ] Ranking at each section and finish
- .-.- No data available at this section
- NA No data available



|                                |                |
|--------------------------------|----------------|
| Horse/Jockey Name              | Bandit         |
| Final Rank                     | 4              |
| Fastest Section Time (Section) | 0:11.45 (400m) |
| Top Speed [km/h] (Section)     | 63.7 (400m)    |
| Race State                     | Finished       |



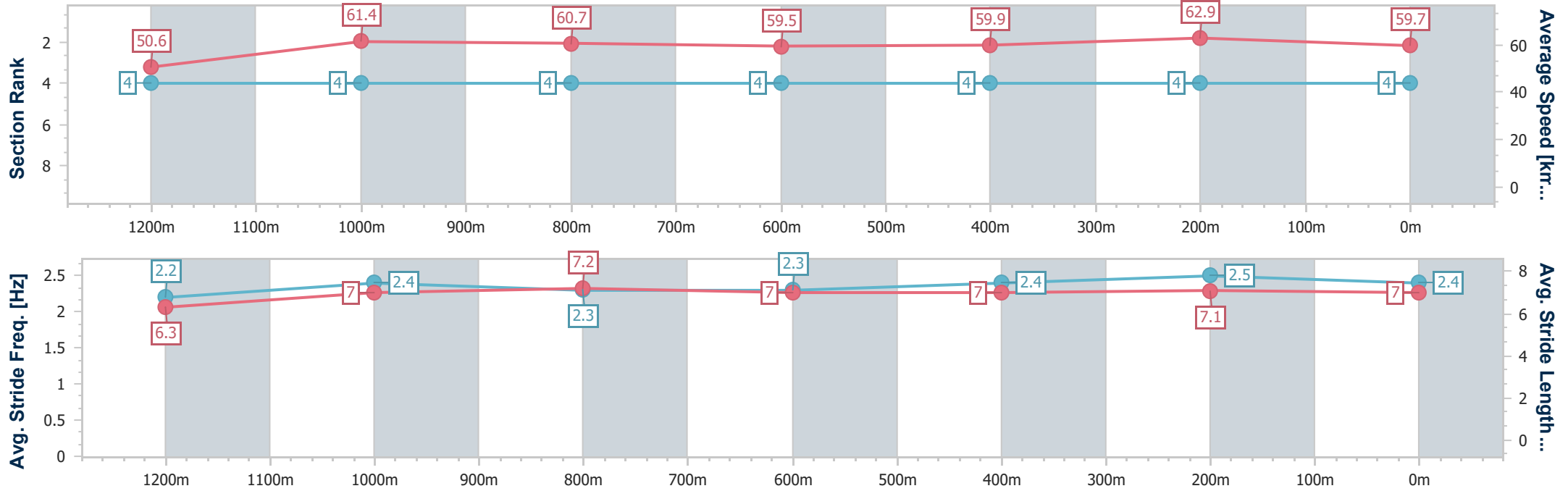
Sunshine Coast Poly Track QLD Professional  
Race 4: PFD FRESH SEAFOOD BENCHMARK 60 Handicap - 1400m



11 August 2024 - 14:48

Track Rating: Synthetic, Weather: Overcast, Rail Position: True

| Section                | Overall                  | 1200m                    | 1000m                    | 800m                     | 600m                     | 400m                     | 200m                     |
|------------------------|--------------------------|--------------------------|--------------------------|--------------------------|--------------------------|--------------------------|--------------------------|
| Section Times          | 1:25.20 [4]<br>(0:14.25) | 1:10.95 [4]<br>(0:11.76) | 0:59.19 [4]<br>(0:11.89) | 0:47.30 [4]<br>(0:12.06) | 0:35.24 [4]<br>(0:11.83) | 0:23.41 [4]<br>(0:11.45) | 0:11.96 [4]<br>(0:11.96) |
| Average Speed [km/h]   | 50.6                     | 61.4                     | 60.7                     | 59.5                     | 59.9                     | 62.9                     | 59.7                     |
| Top Speed [km/h]       | 61.2                     | 62.2                     | 62.2                     | 60.1                     | 63.1                     | 63.7                     | 62.1                     |
| Avg. Dist. to Rail [m] | 2.0                      | 0.6                      | 0.6                      | 0.8                      | 2.4                      | 2.0                      | 3.1                      |
| Avg. Stride Freq. [Hz] | 2.2                      | 2.4                      | 2.3                      | 2.3                      | 2.4                      | 2.5                      | 2.4                      |
| Avg. Stride Length [m] | 6.3                      | 7.0                      | 7.2                      | 7.0                      | 7.0                      | 7.1                      | 7.0                      |



- [ ] Ranking at each section and finish
- .-.- No data available at this section
- NA No data available



|                                |                    |
|--------------------------------|--------------------|
| Horse/Jockey Name              | Wicked'n' Lovin'it |
| Final Rank                     | 5                  |
| Fastest Section Time (Section) | 0:11.60 (1200m)    |
| Top Speed [km/h] (Section)     | 64.7 (1200m)       |
| Race State                     | Finished           |



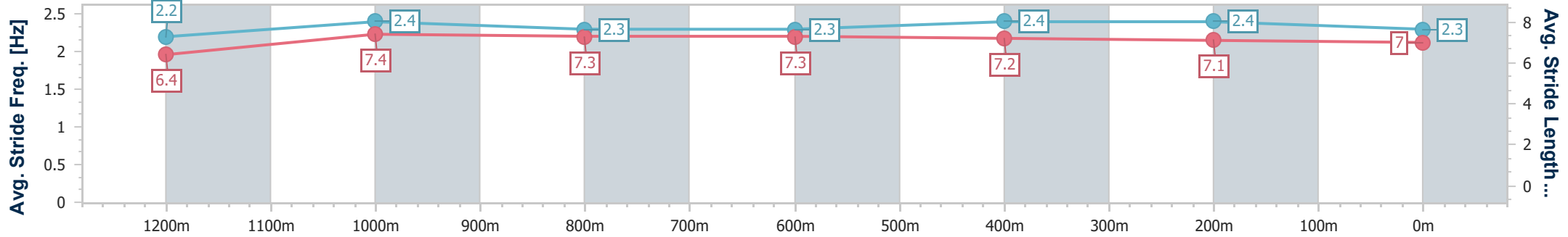
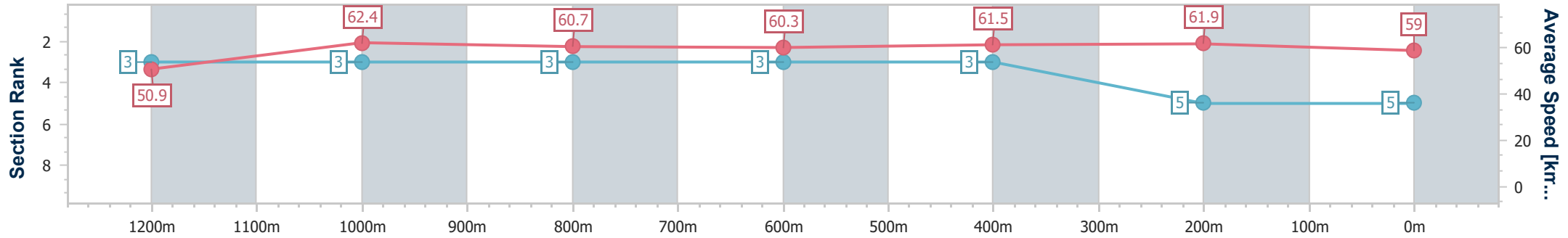
Sunshine Coast Poly Track QLD Professional  
 Race 4: PFD FRESH SEAFOOD BENCHMARK 60 Handicap - 1400m



11 August 2024 - 14:48

Track Rating: Synthetic, Weather: Overcast, Rail Position: True

| Section                | Overall                  | 1200m                    | 1000m                    | 800m                     | 600m                     | 400m                     | 200m                     |
|------------------------|--------------------------|--------------------------|--------------------------|--------------------------|--------------------------|--------------------------|--------------------------|
| Section Times          | 1:25.52 [5]<br>(0:14.20) | 1:11.32 [3]<br>(0:11.60) | 0:59.72 [3]<br>(0:11.86) | 0:47.86 [3]<br>(0:12.24) | 0:35.62 [3]<br>(0:11.83) | 0:23.79 [3]<br>(0:11.62) | 0:12.17 [5]<br>(0:12.17) |
| Average Speed [km/h]   | 50.9                     | 62.4                     | 60.7                     | 60.3                     | 61.5                     | 61.9                     | 59.0                     |
| Top Speed [km/h]       | 61.4                     | 64.7                     | 61.3                     | 61.1                     | 62.6                     | 62.6                     | 61.3                     |
| Avg. Dist. to Rail [m] | 3.7                      | 2.6                      | 3.2                      | 3.1                      | 1.7                      | 3.6                      | 5.6                      |
| Avg. Stride Freq. [Hz] | 2.2                      | 2.4                      | 2.3                      | 2.3                      | 2.4                      | 2.4                      | 2.3                      |
| Avg. Stride Length [m] | 6.4                      | 7.4                      | 7.3                      | 7.3                      | 7.2                      | 7.1                      | 7.0                      |



- [ ] Ranking at each section and finish
- .-.- No data available at this section
- NA No data available



|                                |                 |
|--------------------------------|-----------------|
| Horse/Jockey Name              | Paienbara       |
| Final Rank                     | 6               |
| Fastest Section Time (Section) | 0:11.60 (1200m) |
| Top Speed [km/h] (Section)     | 64.3 (1200m)    |
| Race State                     | Finished        |



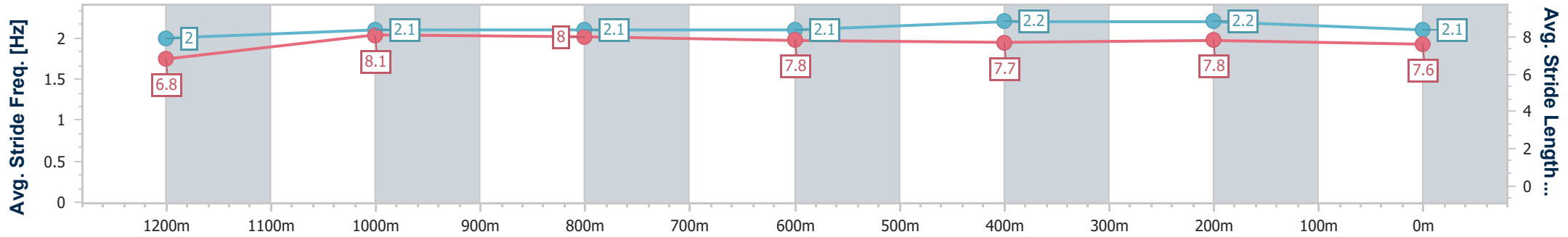
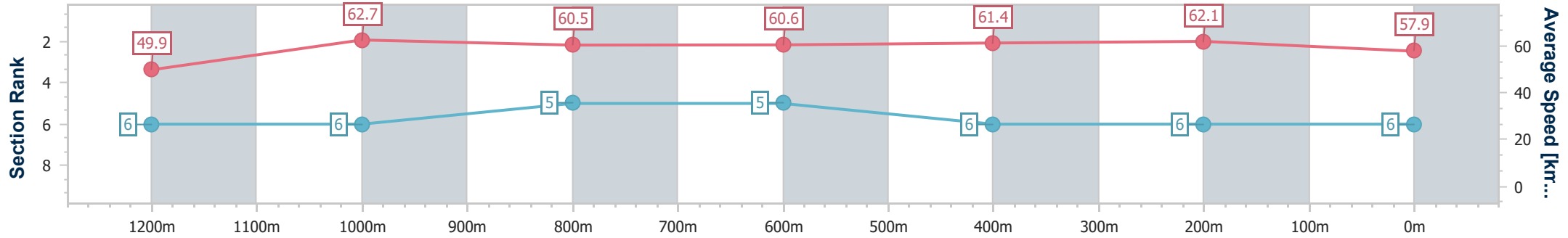
Sunshine Coast Poly Track QLD Professional  
Race 4: PFD FRESH SEAFOOD BENCHMARK 60 Handicap - 1400m



11 August 2024 - 14:48

Track Rating: Synthetic, Weather: Overcast, Rail Position: True

| Section                | Overall                  | 1200m                    | 1000m                    | 800m                     | 600m                     | 400m                     | 200m                     |
|------------------------|--------------------------|--------------------------|--------------------------|--------------------------|--------------------------|--------------------------|--------------------------|
| Section Times          | 1:26.06 [6]<br>(0:14.49) | 1:11.57 [6]<br>(0:11.60) | 0:59.97 [6]<br>(0:11.94) | 0:48.03 [5]<br>(0:12.08) | 0:35.95 [5]<br>(0:11.94) | 0:24.01 [6]<br>(0:11.60) | 0:12.41 [6]<br>(0:12.41) |
| Average Speed [km/h]   | 49.9                     | 62.7                     | 60.5                     | 60.6                     | 61.4                     | 62.1                     | 57.9                     |
| Top Speed [km/h]       | 63.5                     | 64.3                     | 60.9                     | 61.4                     | 62.9                     | 63.7                     | 60.3                     |
| Avg. Dist. to Rail [m] | 6.8                      | 3.2                      | 3.0                      | 2.8                      | 2.4                      | 5.3                      | 6.2                      |
| Avg. Stride Freq. [Hz] | 2.0                      | 2.1                      | 2.1                      | 2.1                      | 2.2                      | 2.2                      | 2.1                      |
| Avg. Stride Length [m] | 6.8                      | 8.1                      | 8.0                      | 7.8                      | 7.7                      | 7.8                      | 7.6                      |



- [ ] Ranking at each section and finish
- .-.- No data available at this section
- NA No data available