



Sunshine Coast Poly Track QLD Professional

Race 6: PFD TERNARY & CO BENCHMARK 65 Handicap - 1600m

11 August 2024 - 16:10



Track Rating: Synthetic, Weather: Overcast, Rail Position: True

Section		Overall	1400m	1200m	1000m	800m	600m	400m	Last 600m				
Field Times		1:36.51 (0:13.14)	1:23.37 (0:11.21)	1:12.16 (0:11.74)	1:00.42 (0:12.31)	0:48.11 (0:12.23)	0:35.88 (0:11.96)	0:23.92 (0:11.66)	0:35.88				
Rank	TAB Horse/Jockey	Barrier	Top Speed [km/h]	Fastest Section									Distance Travelled [m]
1	5 BETTER YET Nikita Beriman	8	65.6 Overall	0:11.26 1400m	1:36.51 [1] (0:13.14)	1:23.37 [1] (0:11.26)	1:12.11 [2] (0:11.93)	1:00.18 [2] (0:12.15)	0:48.03 [2] (0:12.24)	0:35.79 [2] (0:11.94)	0:23.85 [2] (0:11.59)	0:35.79	
2	3 SKATER Kyle Wilson-Taylor	9	66.5 1400m	0:11.08 1400m	1:36.51 [2] (0:13.27)	1:23.24 [2] (0:11.08)	1:12.16 [1] (0:11.74)	1:00.42 [1] (0:12.31)	0:48.11 [1] (0:12.23)	0:35.88 [1] (0:11.96)	0:23.92 [1] (0:11.73)	0:35.88	-1
3	2 PRINCETON AWARD Stephanie Thornton	10	65.9 1400m	0:11.21 1400m	1:36.94 [3] (0:14.20)	1:22.74 [7] (0:11.21)	1:11.53 [7] (0:11.67)	0:59.86 [7] (0:12.19)	0:47.67 [7] (0:12.03)	0:35.64 [7] (0:11.80)	0:23.84 [7] (0:11.64)	0:35.64	+0
4	4 WORD FROM ABOVE Cejay Graham	1	64.6 1400m	0:11.26 1400m	1:37.08 [4] (0:13.79)	1:23.29 [5] (0:11.26)	1:12.03 [5] (0:11.61)	1:00.42 [5] (0:12.20)	0:48.22 [4] (0:12.13)	0:36.09 [4] (0:11.93)	0:24.16 [4] (0:11.93)	0:36.09	-6
5	9 DEAL AN ACE Bailey Wheeler	7	65.1 1400m	0:11.27 1400m	1:37.20 [5] (0:13.41)	1:23.79 [3] (0:11.27)	1:12.52 [3] (0:11.78)	1:00.74 [3] (0:12.24)	0:48.50 [3] (0:12.14)	0:36.36 [3] (0:12.01)	0:24.35 [3] (0:11.90)	0:36.36	-1
6	10 MATSUYAMA Karl Zechner	6	66.4 1400m	0:11.21 1400m	1:37.41 [6] (0:13.69)	1:23.72 [4] (0:11.21)	1:12.51 [4] (0:11.74)	1:00.77 [4] (0:12.26)	0:48.51 [5] (0:12.18)	0:36.33 [5] (0:11.85)	0:24.48 [5] (0:11.87)	0:36.33	+3
7	6 DARK TANGENT Samantha Collett	3	65.9 1400m	0:11.21 1400m	1:37.57 [7] (0:13.94)	1:23.63 [6] (0:11.21)	1:12.42 [6] (0:11.70)	1:00.72 [6] (0:12.31)	0:48.41 [6] (0:12.00)	0:36.41 [6] (0:11.86)	0:24.55 [6] (0:11.80)	0:36.41	+6

Scratched: Persevere (#1), Avoid The Misstres (#8), Perfect Point (#7)

[] Ranking at each section and finish
 -:-:- No data available at this section
 NA No data available

SCN Saddle cloth number
 DNF Did not finish
 DNT Did not track



Sunshine Coast Poly Track QLD Professional
Race 6: PFD TERNARY & CO BENCHMARK 65 Handicap - 1600m
 11 August 2024 - 16:10



Track Rating: Synthetic, Weather: Overcast, Rail Position: True

Section				200m				Last 600m	
Field Times				0:12.26 (0:12.26)				0:35.88	
Rank	TAB	Horse/Jockey	Barrier	Top Speed [km/h]	Fastest Section	Margin			Distance Travelled [m]
1	5	BETTER YET Nikita Beriman	8	65.6 Overall	0:11.26 1400m	0:12.26 [1] (0:12.26)	1:36.51		0:35.79
2	3	SKATER Kyle Wilson-Taylor	9	66.5 1400m	0:11.08 1400m	0:12.19 [2] (0:12.19)	0.1L		0:35.88 -1
3	2	PRINCETON AWARD Stephanie Thornton	10	65.9 1400m	0:11.21 1400m	0:12.20 [3] (0:12.20)	2.6L		0:35.64 +0
4	4	WORD FROM ABOVE Cejay Graham	1	64.6 1400m	0:11.26 1400m	0:12.23 [7] (0:12.23)	3.4L		0:36.09 -6
5	9	DEAL AN ACE Bailey Wheeler	7	65.1 1400m	0:11.27 1400m	0:12.45 [4] (0:12.45)	3.9L		0:36.36 -1
6	10	MATSUYAMA Karl Zechner	6	66.4 1400m	0:11.21 1400m	0:12.61 [5] (0:12.61)	4.9L		0:36.33 +3
7	6	DARK TANGENT Samantha Collett	3	65.9 1400m	0:11.21 1400m	0:12.75 [6] (0:12.75)	5.7L		0:36.41 +6

Scratched: Persevere (#1), Avoid The Misstres (#8), Perfect Point (#7)



Horse/Jockey Name	Better Yet
Final Rank	1
Fastest Section Time (Section)	0:11.26 (1400m)
Top Speed [km/h] (Section)	65.6 (Overall)
Race State	Finished



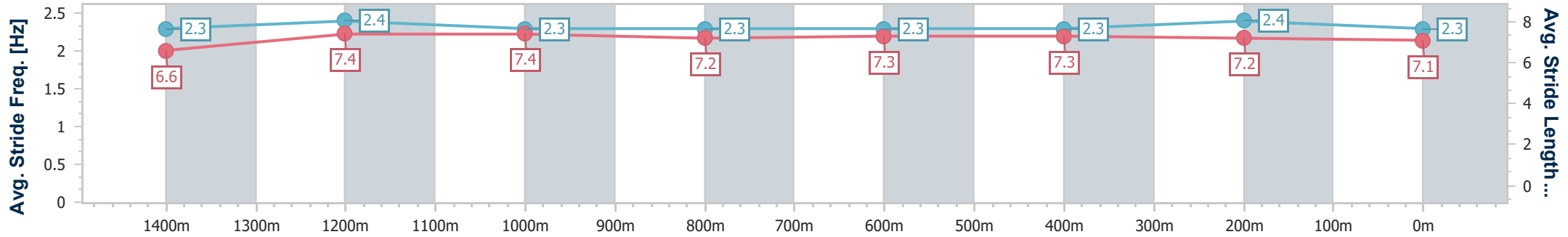
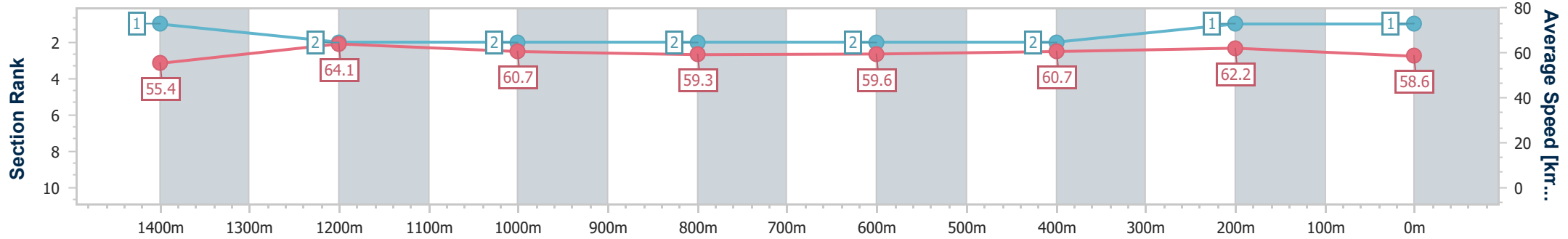
Sunshine Coast Poly Track QLD Professional
Race 6: PFD TERNARY & CO BENCHMARK 65 Handicap - 1600m



11 August 2024 - 16:10

Track Rating: Synthetic, Weather: Overcast, Rail Position: True

Section	Overall	1400m	1200m	1000m	800m	600m	400m	200m
Section Times	1:36.51 [1] (0:13.14)	1:23.37 [1] (0:11.26)	1:12.11 [2] (0:11.93)	1:00.18 [2] (0:12.15)	0:48.03 [2] (0:12.24)	0:35.79 [2] (0:11.94)	0:23.85 [2] (0:11.59)	0:12.26 [1] (0:12.26)
Average Speed [km/h]	55.4	64.1	60.7	59.3	59.6	60.7	62.2	58.6
Top Speed [km/h]	65.6	64.9	63.8	60.2	60.5	61.9	63.1	61.5
Avg. Dist. to Rail [m]	4.5	1.6	1.9	2.6	2.2	1.0	1.7	2.1
Avg. Stride Freq. [Hz]	2.3	2.4	2.3	2.3	2.3	2.3	2.4	2.3
Avg. Stride Length [m]	6.6	7.4	7.4	7.2	7.3	7.3	7.2	7.1



- [] Ranking at each section and finish
- .-.- No data available at this section
- NA No data available



Horse/Jockey Name	Skater
Final Rank	2
Fastest Section Time (Section)	0:11.08 (1400m)
Top Speed [km/h] (Section)	66.5 (1400m)
Race State	Finished



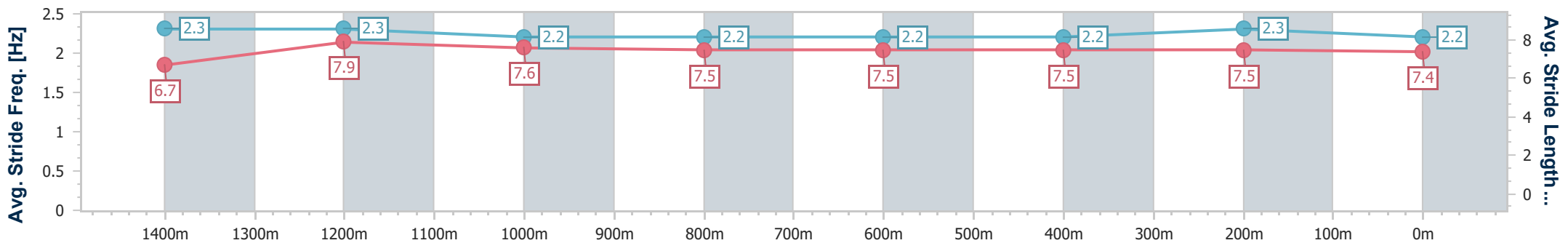
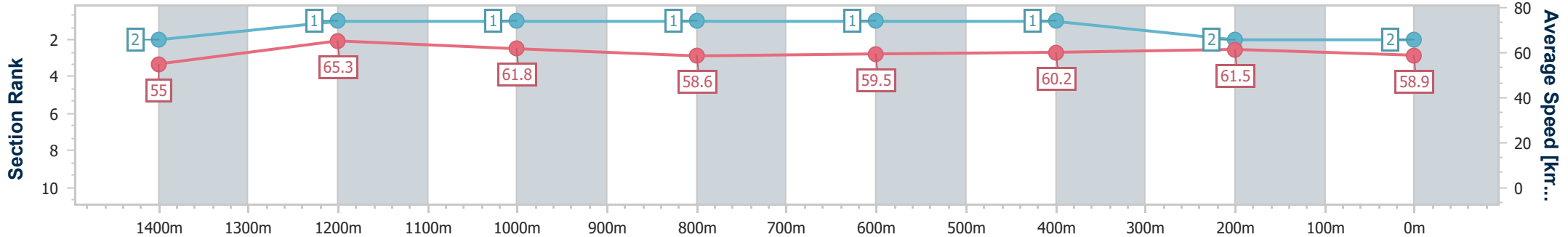
Sunshine Coast Poly Track QLD Professional
Race 6: PFD TERNARY & CO BENCHMARK 65 Handicap - 1600m



11 August 2024 - 16:10

Track Rating: Synthetic, Weather: Overcast, Rail Position: True

Section	Overall	1400m	1200m	1000m	800m	600m	400m	200m
Section Times	1:36.51 [2] (0:13.27)	1:23.24 [2] (0:11.08)	1:12.16 [1] (0:11.74)	1:00.42 [1] (0:12.31)	0:48.11 [1] (0:12.23)	0:35.88 [1] (0:11.96)	0:23.92 [1] (0:11.73)	0:12.19 [2] (0:12.19)
Average Speed [km/h]	55.0	65.3	61.8	58.6	59.5	60.2	61.5	58.9
Top Speed [km/h]	65.6	66.5	63.7	60.0	60.1	60.6	61.7	61.1
Avg. Dist. to Rail [m]	5.4	2.3	2.7	2.1	1.3	0.4	0.9	0.9
Avg. Stride Freq. [Hz]	2.3	2.3	2.2	2.2	2.2	2.2	2.3	2.2
Avg. Stride Length [m]	6.7	7.9	7.6	7.5	7.5	7.5	7.5	7.4



- [] Ranking at each section and finish
- .-.- No data available at this section
- NA No data available



Horse/Jockey Name	Princeton Award
Final Rank	3
Fastest Section Time (Section)	0:11.21 (1400m)
Top Speed [km/h] (Section)	65.9 (1400m)
Race State	Finished



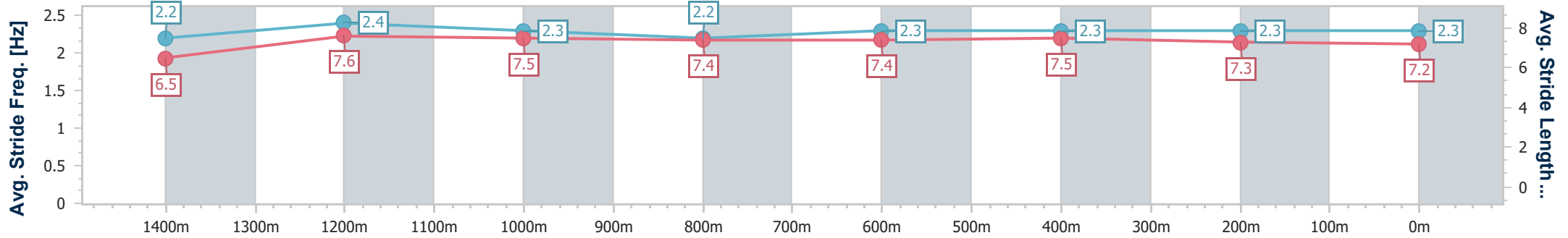
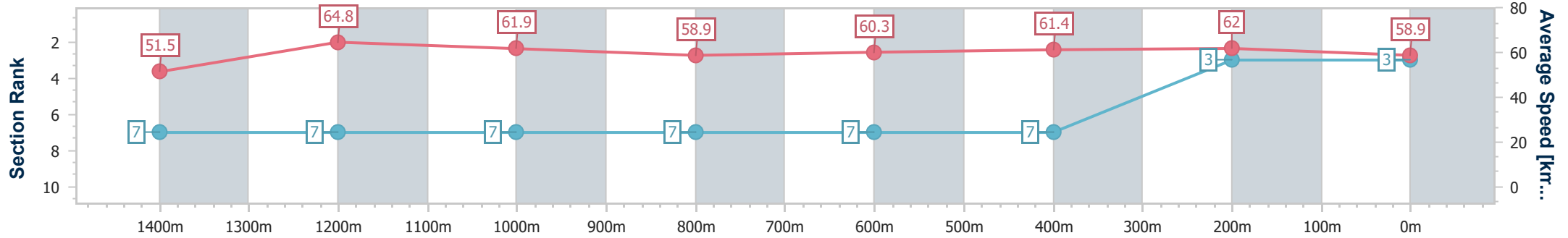
Sunshine Coast Poly Track QLD Professional
Race 6: PFD TERNARY & CO BENCHMARK 65 Handicap - 1600m



11 August 2024 - 16:10

Track Rating: Synthetic, Weather: Overcast, Rail Position: True

Section	Overall	1400m	1200m	1000m	800m	600m	400m	200m					
Section Times	1:36.94 [3] (0:14.20)	1:22.74 [7] (0:11.21)	1:11.53 [7] (0:11.67)	0:59.86 [7] (0:12.19)	0:47.67 [7] (0:12.03)	0:35.64 [7] (0:11.80)	0:23.84 [7] (0:11.64)	0:12.20 [3] (0:12.20)					
Average Speed [km/h]	51.5	64.8	61.9	58.9	60.3	61.4	62.0	58.9					
Top Speed [km/h]	62.7	65.9	63.8	62.6	61.7	62.6	63.2	61.5					
Avg. Dist. to Rail [m]	6.7	2.8	2.0	1.8	1.1	0.8	1.7	1.9					
Avg. Stride Freq. [Hz]	2.2	2.4	2.3	2.2	2.3	2.3	2.3	2.3					
Avg. Stride Length [m]	6.5	7.6	7.5	7.4	7.4	7.5	7.3	7.2					



- [] Ranking at each section and finish
- .-.- No data available at this section
- NA No data available



Horse/Jockey Name	Word From Above
Final Rank	4
Fastest Section Time (Section)	0:11.26 (1400m)
Top Speed [km/h] (Section)	64.6 (1400m)
Race State	Finished



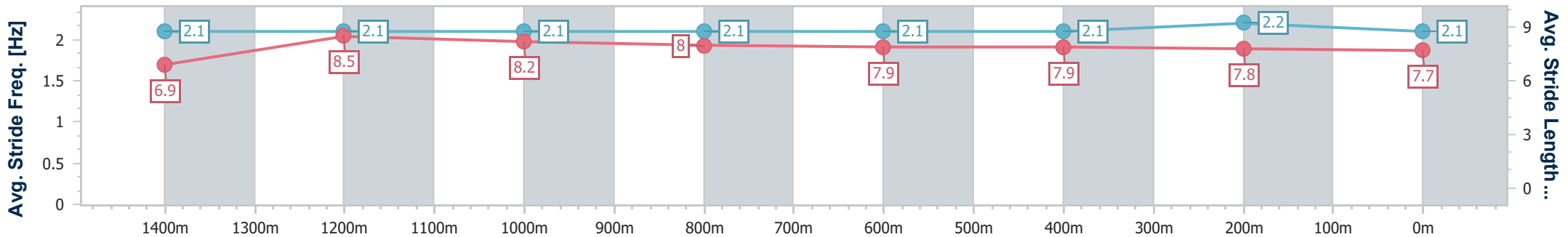
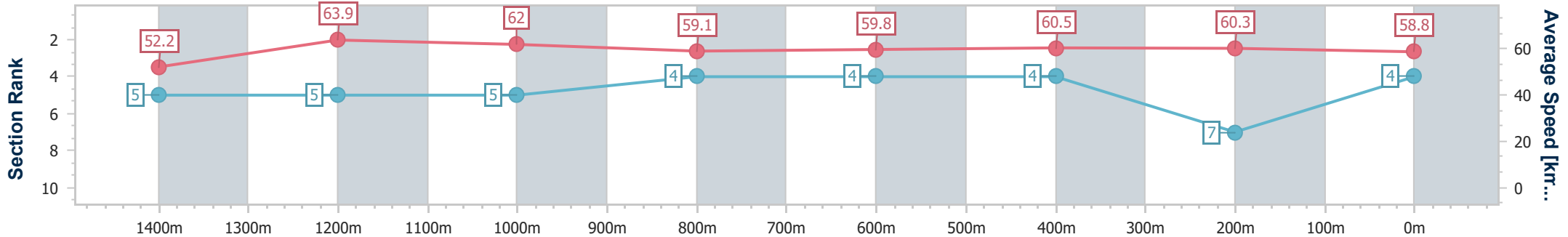
Sunshine Coast Poly Track QLD Professional
Race 6: PFD TERNARY & CO BENCHMARK 65 Handicap - 1600m



11 August 2024 - 16:10

Track Rating: Synthetic, Weather: Overcast, Rail Position: True

Section	Overall	1400m	1200m	1000m	800m	600m	400m	200m						
Section Times	1:37.08 [4] (0:13.79)	1:23.29 [5] (0:11.26)	1:12.03 [5] (0:11.61)	1:00.42 [5] (0:12.20)	0:48.22 [4] (0:12.13)	0:36.09 [4] (0:11.93)	0:24.16 [4] (0:11.93)	0:12.23 [7] (0:12.23)						
Average Speed [km/h]	52.2	63.9	62.0	59.1	59.8	60.5	60.3	58.8						
Top Speed [km/h]	63.3	64.6	63.2	60.7	60.8	60.7	60.9	60.3						
Avg. Dist. to Rail [m]	1.7	0.2	0.5	1.1	1.3	0.2	0.5	0.3						
Avg. Stride Freq. [Hz]	2.1	2.1	2.1	2.1	2.1	2.1	2.2	2.1						
Avg. Stride Length [m]	6.9	8.5	8.2	8.0	7.9	7.9	7.8	7.7						



- [] Ranking at each section and finish
- .-.- No data available at this section
- NA No data available



Horse/Jockey Name	Deal An Ace
Final Rank	5
Fastest Section Time (Section)	0:11.27 (1400m)
Top Speed [km/h] (Section)	65.1 (1400m)
Race State	Finished



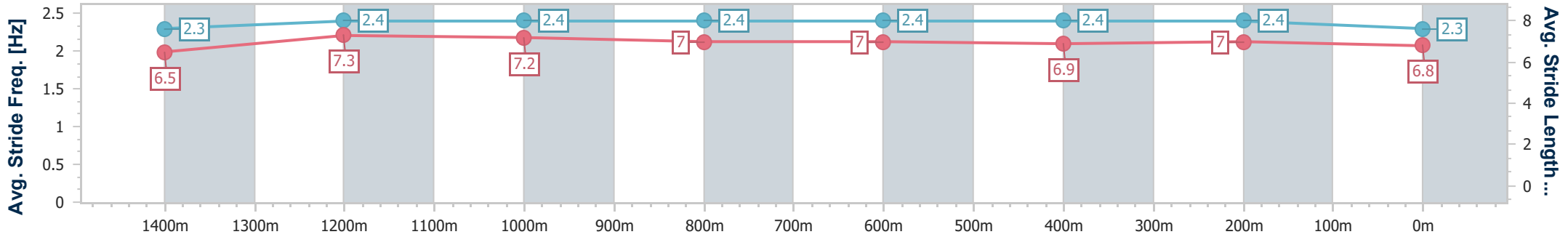
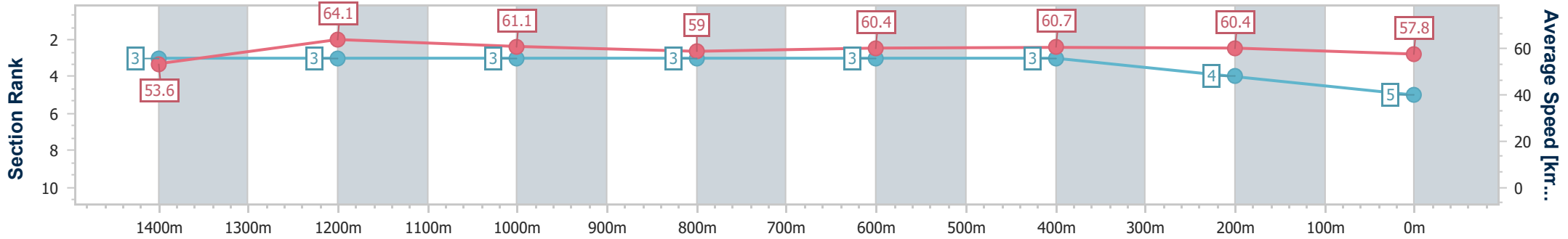
Sunshine Coast Poly Track QLD Professional
Race 6: PFD TERNARY & CO BENCHMARK 65 Handicap - 1600m



11 August 2024 - 16:10

Track Rating: Synthetic, Weather: Overcast, Rail Position: True

Section	Overall	1400m	1200m	1000m	800m	600m	400m	200m
Section Times	1:37.20 [5] (0:13.41)	1:23.79 [3] (0:11.27)	1:12.52 [3] (0:11.78)	1:00.74 [3] (0:12.24)	0:48.50 [3] (0:12.14)	0:36.36 [3] (0:12.01)	0:24.35 [3] (0:11.90)	0:12.45 [4] (0:12.45)
Average Speed [km/h]	53.6	64.1	61.1	59.0	60.4	60.7	60.4	57.8
Top Speed [km/h]	64.7	65.1	63.7	60.8	62.2	62.2	61.3	60.4
Avg. Dist. to Rail [m]	2.8	0.7	1.3	3.0	2.5	1.8	3.2	4.2
Avg. Stride Freq. [Hz]	2.3	2.4	2.4	2.4	2.4	2.4	2.4	2.3
Avg. Stride Length [m]	6.5	7.3	7.2	7.0	7.0	6.9	7.0	6.8



- [] Ranking at each section and finish
- .-.- No data available at this section
- NA No data available



Horse/Jockey Name	Matsuyama
Final Rank	6
Fastest Section Time (Section)	0:11.21 (1400m)
Top Speed [km/h] (Section)	66.4 (1400m)
Race State	Finished



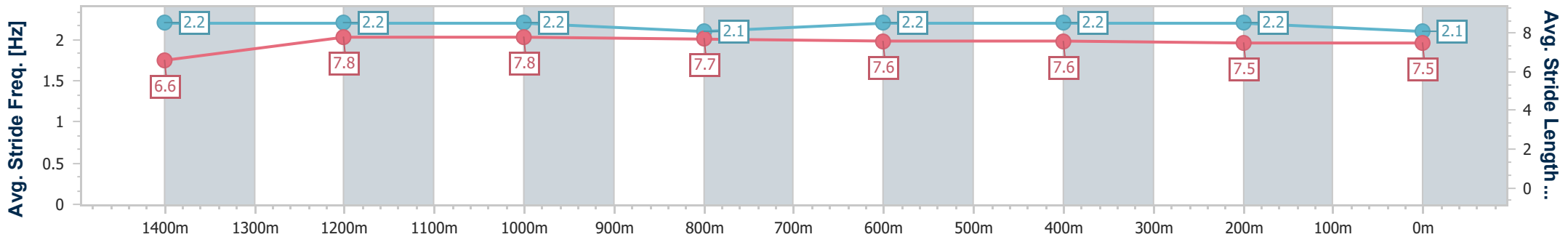
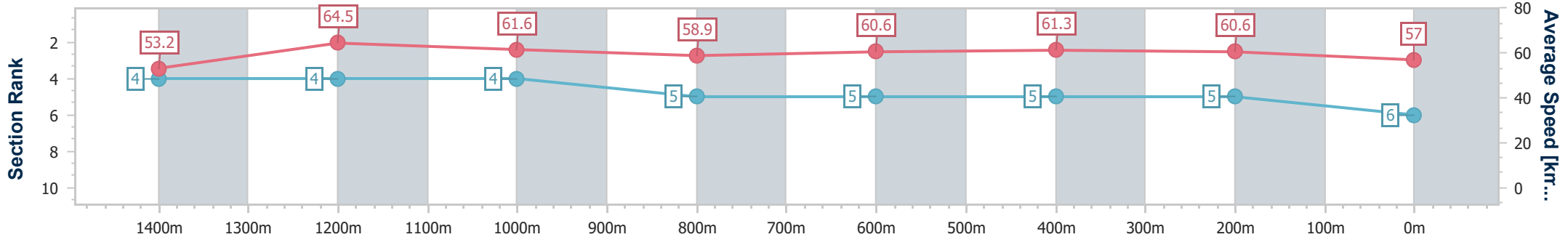
Sunshine Coast Poly Track QLD Professional
Race 6: PFD TERNARY & CO BENCHMARK 65 Handicap - 1600m



11 August 2024 - 16:10

Track Rating: Synthetic, Weather: Overcast, Rail Position: True

Section	Overall	1400m	1200m	1000m	800m	600m	400m	200m						
Section Times	1:37.41 [6] (0:13.69)	1:23.72 [4] (0:11.21)	1:12.51 [4] (0:11.74)	1:00.77 [4] (0:12.26)	0:48.51 [5] (0:12.18)	0:36.33 [5] (0:11.85)	0:24.48 [5] (0:11.87)	0:12.61 [5] (0:12.61)						
Average Speed [km/h]	53.2	64.5	61.6	58.9	60.6	61.3	60.6	57.0						
Top Speed [km/h]	65.3	66.4	63.4	60.2	61.3	62.2	62.5	59.2						
Avg. Dist. to Rail [m]	3.5	2.5	3.1	3.7	3.2	1.4	2.5	4.3						
Avg. Stride Freq. [Hz]	2.2	2.2	2.2	2.1	2.2	2.2	2.2	2.1						
Avg. Stride Length [m]	6.6	7.8	7.8	7.7	7.6	7.6	7.5	7.5						



- [] Ranking at each section and finish
- .-.- No data available at this section
- NA No data available



Horse/Jockey Name	Dark Tangent
Final Rank	7
Fastest Section Time (Section)	0:11.21 (1400m)
Top Speed [km/h] (Section)	65.9 (1400m)
Race State	Finished



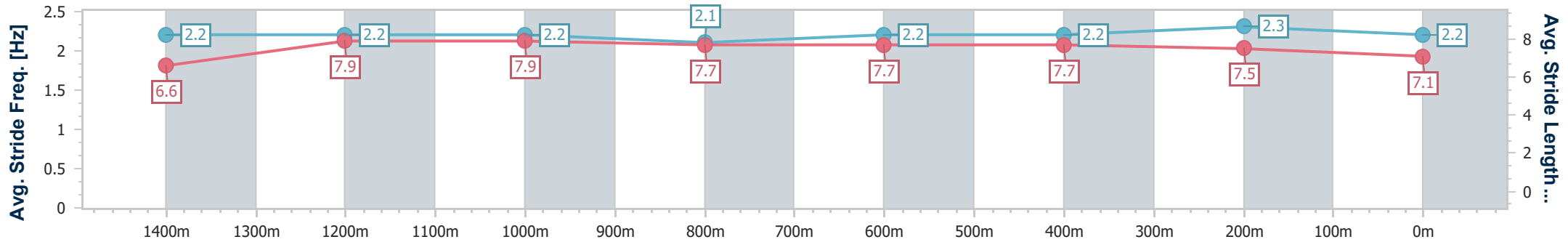
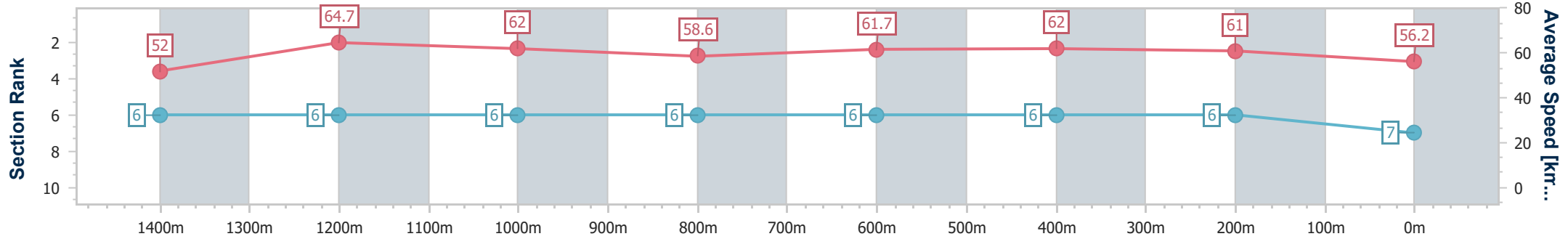
Sunshine Coast Poly Track QLD Professional
Race 6: PFD TERNARY & CO BENCHMARK 65 Handicap - 1600m



11 August 2024 - 16:10

Track Rating: Synthetic, Weather: Overcast, Rail Position: True

Section	Overall	1400m	1200m	1000m	800m	600m	400m	200m
Section Times	1:37.57 [7] (0:13.94)	1:23.63 [6] (0:11.21)	1:12.42 [6] (0:11.70)	1:00.72 [6] (0:12.31)	0:48.41 [6] (0:12.00)	0:36.41 [6] (0:11.86)	0:24.55 [6] (0:11.80)	0:12.75 [6] (0:12.75)
Average Speed [km/h]	52.0	64.7	62.0	58.6	61.7	62.0	61.0	56.2
Top Speed [km/h]	64.8	65.9	63.4	59.9	63.0	62.9	62.9	59.0
Avg. Dist. to Rail [m]	2.6	3.1	3.1	3.1	4.0	3.2	5.0	6.4
Avg. Stride Freq. [Hz]	2.2	2.2	2.2	2.1	2.2	2.2	2.3	2.2
Avg. Stride Length [m]	6.6	7.9	7.9	7.7	7.7	7.7	7.5	7.1



- [] Ranking at each section and finish
- .-.- No data available at this section
- NA No data available