



Doomben QLD Professional

Race 2: XXXX QTIS Three-Year-Old Fillies Handicap - 1110m

17 August 2024 - 12:54



BRISBANE
RACING CLUB

Track Rating: Heavy 8, Weather: Fine, Rail Position: True

Section		Overall	1000m	800m	600m	400m	200m	Last 600m					
Field Times		1:05.48 (0:08.31)	0:57.17 (0:10.49)	0:46.68 (0:11.11)	0:35.57 (0:11.35)	0:24.22 (0:11.65)	0:12.57 (0:12.57)	0:35.57					
Rank	TAB Horse/Jockey	Barrier	Top Speed [km/h]	Fastest Section								Margin	Distance Travelled [m]
1	3 KAHLISEE Samantha Collett	3	69.1 1000m	0:08.35 Overall	1:05.48 [1] (0:08.35)	0:57.13 [2] (0:10.53)	0:46.60 [2] (0:11.05)	0:35.55 [2] (0:11.37)	0:24.18 [2] (0:11.61)	0:12.57 [1] (0:12.57)	1:05.48	0:35.55	
2	7 MISHY Taylor Marshall	7	69.6 1000m	0:08.82 Overall	1:06.07 [2] (0:08.82)	0:57.25 [6] (0:10.57)	0:46.68 [6] (0:10.83)	0:35.85 [6] (0:11.50)	0:24.35 [4] (0:11.75)	0:12.60 [4] (0:12.60)	3.51L	0:35.85	-4
3	8 WYNETTE Cejay Graham	1	69.3 1000m	0:08.59 Overall	1:06.83 [3] (0:08.59)	0:58.24 [4] (0:10.55)	0:47.69 [5] (0:11.06)	0:36.63 [5] (0:11.46)	0:25.17 [3] (0:11.78)	0:13.39 [3] (0:13.39)	7.96L	0:36.63	-2
4	1 BARBIE'S SISTER Emily Lang	6	70.1 1000m	0:08.31 Overall	1:07.52 [4] (0:08.31)	0:59.21 [1] (0:10.49)	0:48.72 [1] (0:11.11)	0:37.61 [1] (0:11.35)	0:26.26 [1] (0:12.15)	0:14.11 [2] (0:14.11)	12.03L	0:37.61	+0
5	4 WHAT A DOOZY Nikita Beriman	2	71.8 1000m	0:08.67 Overall	1:07.86 [5] (0:08.67)	0:59.19 [5] (0:10.36)	0:48.83 [4] (0:11.09)	0:37.74 [3] (0:11.61)	0:26.13 [5] (0:12.26)	0:13.87 [5] (0:13.87)	14.05L	0:37.74	+7
6	5 VICTORY STATEMENT Bailey Wheeler	8	71.1 1000m	0:08.55 Overall	1:08.68 [6] (0:08.55)	1:00.13 [3] (0:10.44)	0:49.69 [3] (0:11.20)	0:38.49 [4] (0:11.59)	0:26.90 [6] (0:12.55)	0:14.35 [6] (0:14.35)	18.85L	0:38.49	+11

Scratched: Moulin Miss (#2), Hacking (#6)

[] Ranking at each section and finish
 -:-:- No data available at this section
 NA No data available

SCN Saddle cloth number
 DNF Did not finish
 DNT Did not track



Horse/Jockey Name	Kahlisee
Final Rank	1
Fastest Section Time (Section)	0:08.35 (Overall)
Top Speed [km/h] (Section)	69.1 (1000m)
Race State	Finished

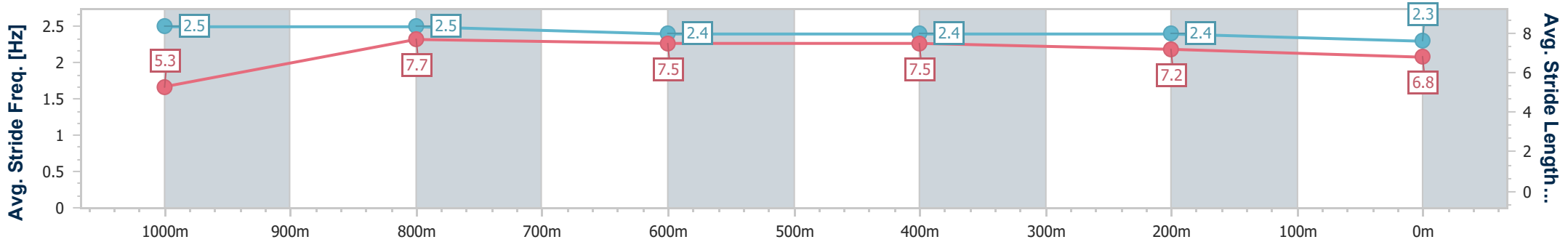
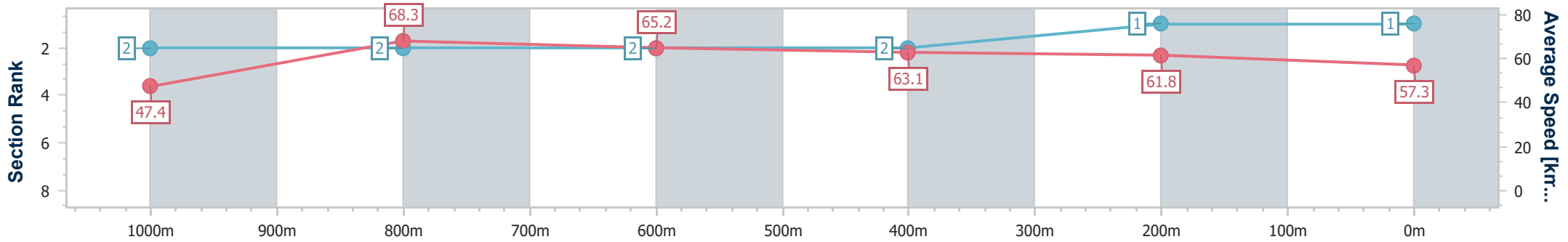


Doomben QLD Professional
Race 2: XXXX QTIS Three-Year-Old Fillies Handicap - 1110m
 17 August 2024 - 12:54
 Track Rating: Heavy 8, Weather: Fine, Rail Position: True



BRISBANE
RACING CLUB

Section	Overall	1000m	800m	600m	400m	200m
Section Times	1:05.48 [1] (0:08.35)	0:57.13 [2] (0:10.53)	0:46.60 [2] (0:11.05)	0:35.55 [2] (0:11.37)	0:24.18 [2] (0:11.61)	0:12.57 [1] (0:12.57)
Average Speed [km/h]	47.4	68.3	65.2	63.1	61.8	57.3
Top Speed [km/h]	67.2	69.1	67.7	64.7	63.8	60.0
Avg. Dist. to Rail [m]	3.7	0.5	0.3	0.5	0.9	0.5
Avg. Stride Freq. [Hz]	2.5	2.5	2.4	2.4	2.4	2.3
Avg. Stride Length [m]	5.3	7.7	7.5	7.5	7.2	6.8



- [] Ranking at each section and finish
- .-.- No data available at this section
- NA No data available



Horse/Jockey Name	Mishy
Final Rank	2
Fastest Section Time (Section)	0:08.82 (Overall)
Top Speed [km/h] (Section)	69.6 (1000m)
Race State	Finished

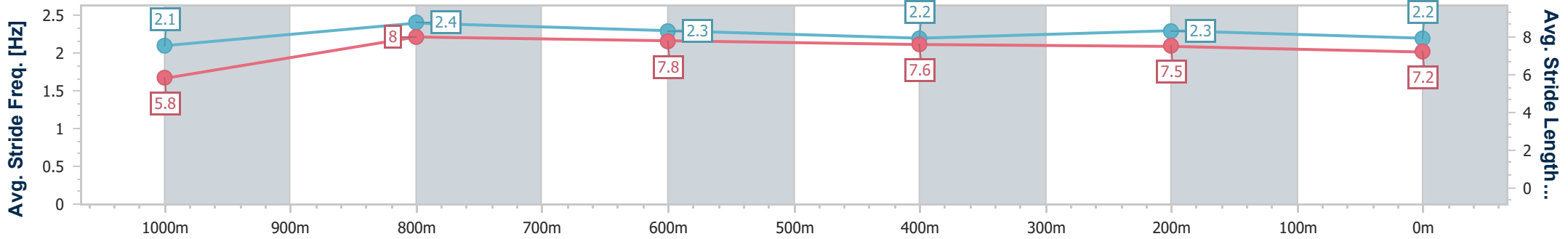
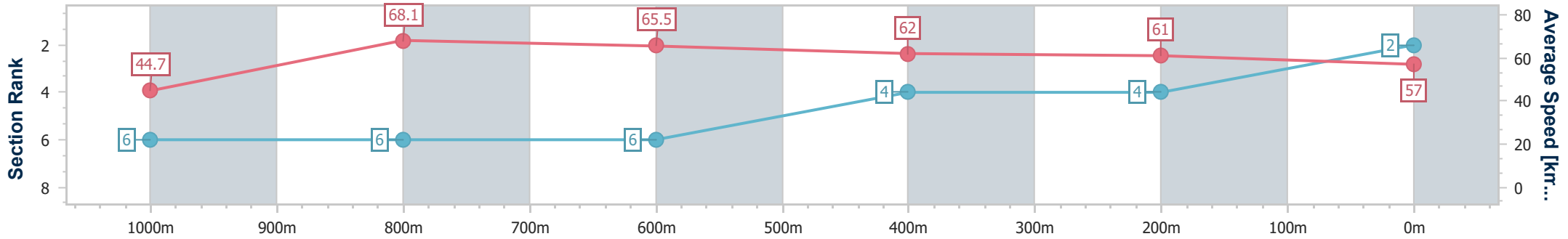


Doomben QLD Professional
Race 2: XXXX QTIS Three-Year-Old Fillies Handicap - 1110m
 17 August 2024 - 12:54
 Track Rating: Heavy 8, Weather: Fine, Rail Position: True



BRISBANE
RACING CLUB

Section	Overall	1000m	800m	600m	400m	200m
Section Times	1:06.07 [2] (0:08.82)	0:57.25 [6] (0:10.57)	0:46.68 [6] (0:10.83)	0:35.85 [6] (0:11.50)	0:24.35 [4] (0:11.75)	0:12.60 [4] (0:12.60)
Average Speed [km/h]	44.7	68.1	65.5	62.0	61.0	57.0
Top Speed [km/h]	63.6	69.6	68.7	64.3	62.9	59.9
Avg. Dist. to Rail [m]	4.4	1.1	2.1	1.7	1.8	2.4
Avg. Stride Freq. [Hz]	2.1	2.4	2.3	2.2	2.3	2.2
Avg. Stride Length [m]	5.8	8.0	7.8	7.6	7.5	7.2



- [] Ranking at each section and finish
- .-.- No data available at this section
- NA No data available



Horse/Jockey Name	Wynette
Final Rank	3
Fastest Section Time (Section)	0:08.59 (Overall)
Top Speed [km/h] (Section)	69.3 (1000m)
Race State	Finished

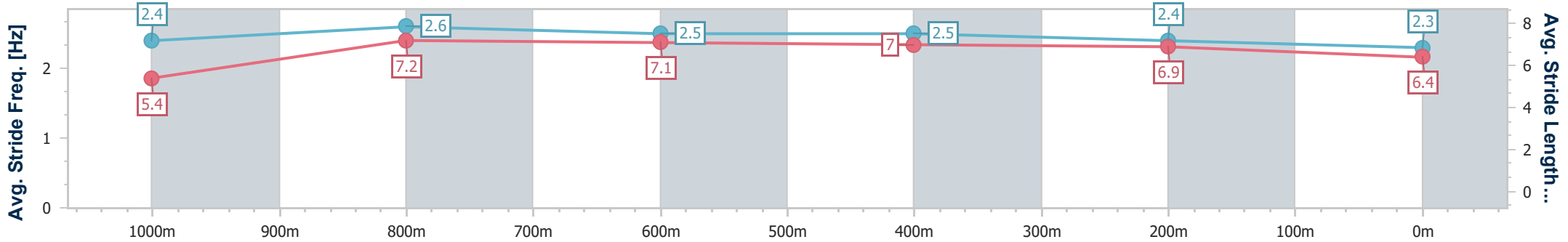
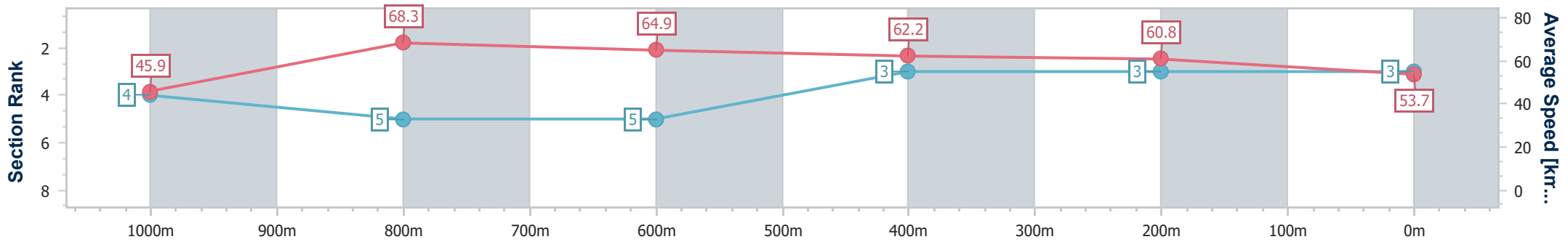


Doomben QLD Professional
Race 2: XXXX QTIS Three-Year-Old Fillies Handicap - 1110m
 17 August 2024 - 12:54
 Track Rating: Heavy 8, Weather: Fine, Rail Position: True



BRISBANE
RACING CLUB

Section	Overall	1000m	800m	600m	400m	200m
Section Times	1:06.83 [3] (0:08.59)	0:58.24 [4] (0:10.55)	0:47.69 [5] (0:11.06)	0:36.63 [5] (0:11.46)	0:25.17 [3] (0:11.78)	0:13.39 [3] (0:13.39)
Average Speed [km/h]	45.9	68.3	64.9	62.2	60.8	53.7
Top Speed [km/h]	66.2	69.3	67.2	64.4	62.9	57.4
Avg. Dist. to Rail [m]	2.1	0.4	0.2	1.8	2.1	0.8
Avg. Stride Freq. [Hz]	2.4	2.6	2.5	2.5	2.4	2.3
Avg. Stride Length [m]	5.4	7.2	7.1	7.0	6.9	6.4



- [] Ranking at each section and finish
- .-.- No data available at this section
- NA No data available



Horse/Jockey Name	Barbie's Sister
Final Rank	4
Fastest Section Time (Section)	0:08.31 (Overall)
Top Speed [km/h] (Section)	70.1 (1000m)
Race State	Finished

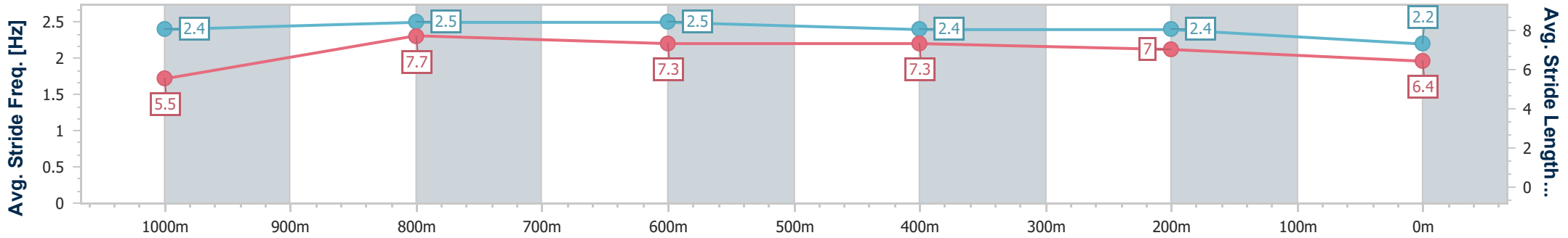
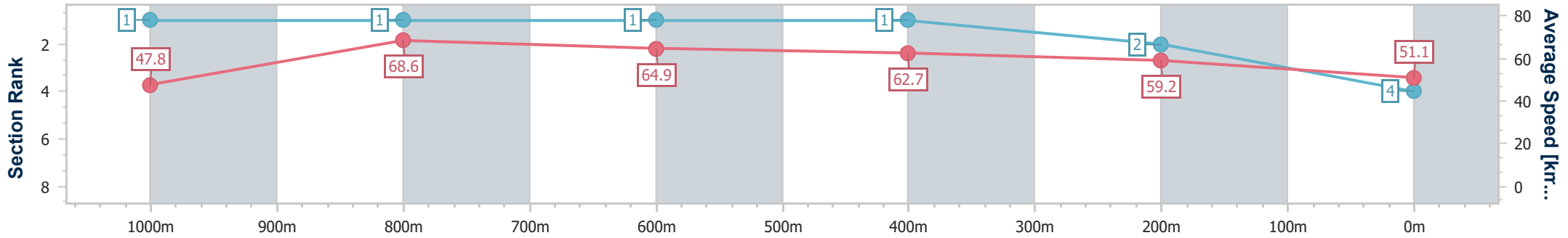


Doomben QLD Professional
Race 2: XXXX QTIS Three-Year-Old Fillies Handicap - 1110m
 17 August 2024 - 12:54
 Track Rating: Heavy 8, Weather: Fine, Rail Position: True



BRISBANE
RACING CLUB

Section	Overall	1000m	800m	600m	400m	200m
Section Times	1:07.52 [4] (0:08.31)	0:59.21 [1] (0:10.49)	0:48.72 [1] (0:11.11)	0:37.61 [1] (0:11.35)	0:26.26 [1] (0:12.15)	0:14.11 [2] (0:14.11)
Average Speed [km/h]	47.8	68.6	64.9	62.7	59.2	51.1
Top Speed [km/h]	66.4	70.1	67.9	64.5	61.8	56.3
Avg. Dist. to Rail [m]	5.3	0.7	0.5	1.4	0.9	2.0
Avg. Stride Freq. [Hz]	2.4	2.5	2.5	2.4	2.4	2.2
Avg. Stride Length [m]	5.5	7.7	7.3	7.3	7.0	6.4



- [] Ranking at each section and finish
- .-.- No data available at this section
- NA No data available



Horse/Jockey Name	What A Doozy
Final Rank	5
Fastest Section Time (Section)	0:08.67 (Overall)
Top Speed [km/h] (Section)	71.8 (1000m)
Race State	Finished

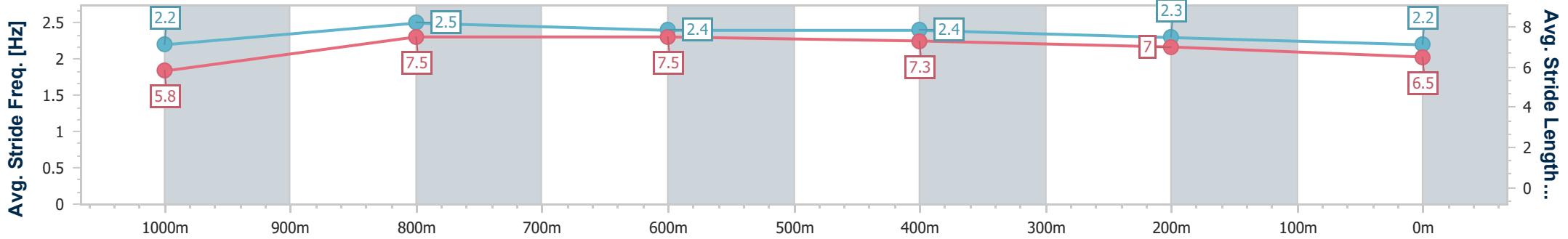
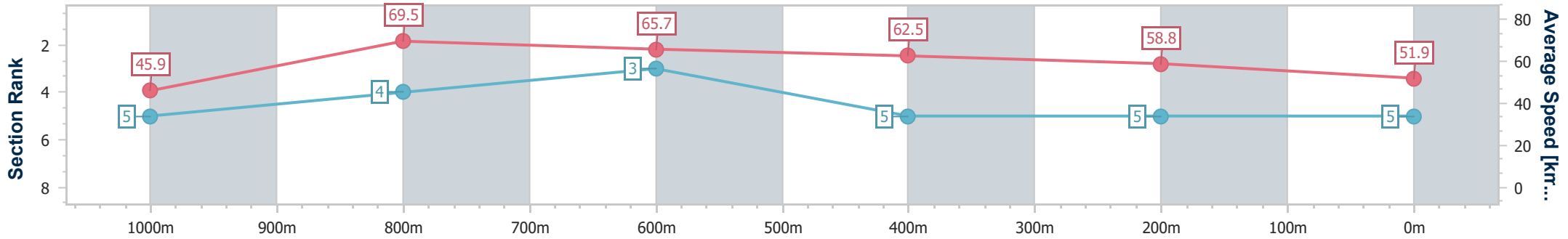


Doomben QLD Professional
Race 2: XXXX QTIS Three-Year-Old Fillies Handicap - 1110m
 17 August 2024 - 12:54
 Track Rating: Heavy 8, Weather: Fine, Rail Position: True



BRISBANE
RACING CLUB

Section	Overall	1000m	800m	600m	400m	200m
Section Times	1:07.86 [5] (0:08.67)	0:59.19 [5] (0:10.36)	0:48.83 [4] (0:11.09)	0:37.74 [3] (0:11.61)	0:26.13 [5] (0:12.26)	0:13.87 [5] (0:13.87)
Average Speed [km/h]	45.9	69.5	65.7	62.5	58.8	51.9
Top Speed [km/h]	66.0	71.8	68.0	64.1	61.1	55.0
Avg. Dist. to Rail [m]	3.5	0.8	2.5	1.1	3.1	5.6
Avg. Stride Freq. [Hz]	2.2	2.5	2.4	2.4	2.3	2.2
Avg. Stride Length [m]	5.8	7.5	7.5	7.3	7.0	6.5



- [] Ranking at each section and finish
- .-.- No data available at this section
- NA No data available



Horse/Jockey Name	Victory Statement
Final Rank	6
Fastest Section Time (Section)	0:08.55 (Overall)
Top Speed [km/h] (Section)	71.1 (1000m)
Race State	Finished

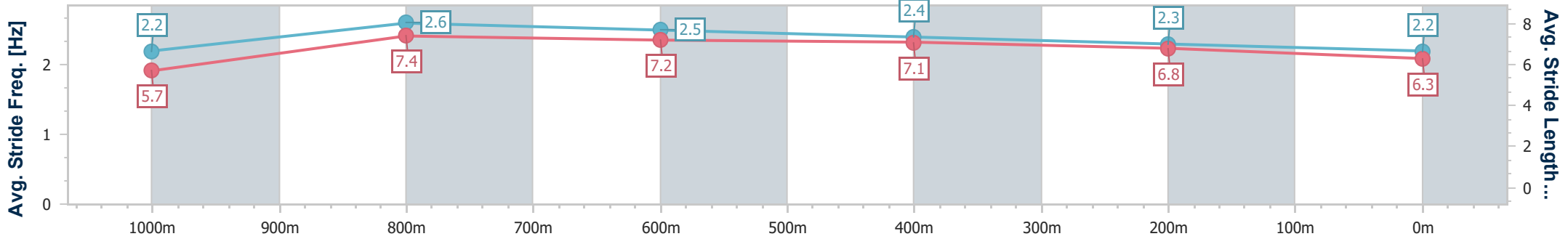
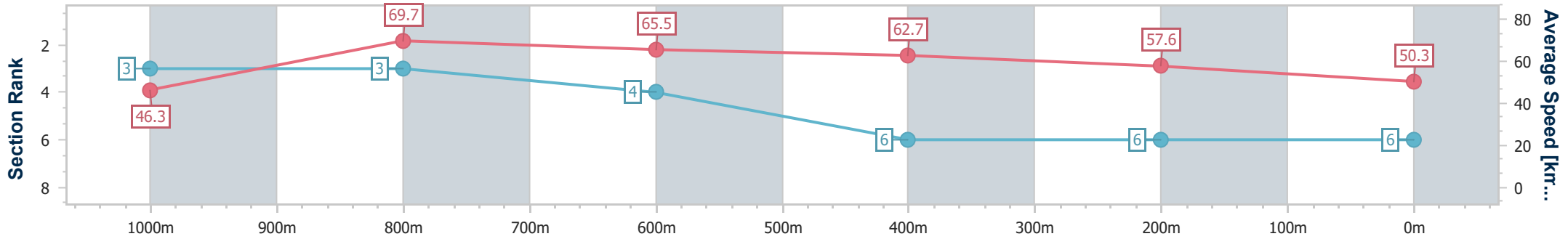


Doomben QLD Professional
Race 2: XXXX QTIS Three-Year-Old Fillies Handicap - 1110m
 17 August 2024 - 12:54
 Track Rating: Heavy 8, Weather: Fine, Rail Position: True



BRISBANE
RACING CLUB

Section	Overall	1000m	800m	600m	400m	200m
Section Times	1:08.68 [6] (0:08.55)	1:00.13 [3] (0:10.44)	0:49.69 [3] (0:11.20)	0:38.49 [4] (0:11.59)	0:26.90 [6] (0:12.55)	0:14.35 [6] (0:14.35)
Average Speed [km/h]	46.3	69.7	65.5	62.7	57.6	50.3
Top Speed [km/h]	68.0	71.1	66.8	65.3	61.9	53.0
Avg. Dist. to Rail [m]	8.1	3.8	3.3	2.3	3.4	4.2
Avg. Stride Freq. [Hz]	2.2	2.6	2.5	2.4	2.3	2.2
Avg. Stride Length [m]	5.7	7.4	7.2	7.1	6.8	6.3



- [] Ranking at each section and finish
- .-.- No data available at this section
- NA No data available