



Doomben QLD Professional

Race 4: DRINKWISE Class 3 Plate - 1350m



BRISBANE
RACING CLUB

17 August 2024 - 14:04

Track Rating: Heavy 8, Weather: Fine, Rail Position: True

Section												Last 600m	
Field Times		Overall	1200m	1000m	800m	600m	400m						0:36.24
		(0:10.80)	(0:10.95)	(0:11.34)	(0:11.90)	(0:12.03)	(0:11.74)						
Rank	TAB	Horse/Jockey	Barrier	Top Speed [km/h]	Fastest Section								Distance Travelled [m]
1	15	SET TO SHINE	12	67.2	0:10.85	1:21.23 [1]	1:10.38 [3]	0:59.48 [1]	0:48.14 [1]	0:36.24 [1]	0:24.21 [1]	0:36.24	
		Angela Jones		1200m	Overall	(0:10.85)	(0:10.90)	(0:11.34)	(0:11.90)	(0:12.03)	(0:11.75)		
2	9	BILLIONAIRE BABY	6	66.1	0:11.07	1:21.35 [2]	1:09.99 [8]	0:58.92 [8]	0:47.43 [8]	0:35.68 [7]	0:23.81 [7]	0:35.68	+4
		Noel Callow		1200m	1200m	(0:11.36)	(0:11.07)	(0:11.49)	(0:11.75)	(0:11.87)	(0:11.43)		
3	3	IVAN'S HERO	11	66.1	0:10.84	1:21.35 [3]	1:10.51 [2]	0:59.40 [2]	0:47.97 [4]	0:36.08 [4]	0:24.02 [4]	0:36.08	+8
		Bailey Wheeler		1200m	Overall	(0:10.84)	(0:11.11)	(0:11.43)	(0:11.89)	(0:12.06)	(0:11.44)		
4	14	QUOTHQUAN	16	65.7	0:11.23	1:21.40 [4]	1:09.65 [10]	0:58.42 [10]	0:46.93 [10]	0:35.17 [10]	0:23.49 [10]	0:35.17	+1
		Cejay Graham		400m	1200m	(0:11.75)	(0:11.23)	(0:11.49)	(0:11.76)	(0:11.68)	(0:11.31)		
5	10	CASTILLIAN	15	64.6	0:11.28	1:21.44 [5]	1:10.04 [9]	0:58.76 [9]	0:47.29 [9]	0:35.37 [9]	0:23.67 [9]	0:35.37	+6
		James Orman		600m	1200m	(0:11.40)	(0:11.28)	(0:11.47)	(0:11.92)	(0:11.70)	(0:11.41)		
6	1	I SEE YOU COMING	4	65.2	0:10.80	1:21.46 [6]	1:10.66 [1]	0:59.48 [4]	0:48.12 [3]	0:36.28 [3]	0:24.22 [3]	0:36.28	+5
		Emily Lang		1200m	Overall	(0:10.80)	(0:11.18)	(0:11.36)	(0:11.84)	(0:12.06)	(0:11.52)		
7	4	PENTITO	1	64.9	0:11.02	1:21.53 [7]	1:10.51 [4]	0:59.28 [6]	0:47.92 [6]	0:36.04 [6]	0:24.08 [5]	0:36.04	+3
		Taylor Marshall		1200m	Overall	(0:11.02)	(0:11.23)	(0:11.36)	(0:11.88)	(0:11.96)	(0:11.58)		
8	13	ORIENT'S SECRET	7	65.6	0:11.06	1:21.78 [8]	1:10.72 [5]	0:59.59 [5]	0:48.17 [5]	0:36.30 [5]	0:24.26 [6]	0:36.30	+9
		Andrew Mallyon		1200m	Overall	(0:11.06)	(0:11.13)	(0:11.42)	(0:11.87)	(0:12.04)	(0:11.66)		
9	5	REBEL SHADOW	2	64.9	0:11.21	1:21.89 [9]	1:10.68 [7]	0:59.46 [7]	0:48.09 [7]	0:36.15 [8]	0:24.25 [8]	0:36.15	+9
		Ron Stewart		1200m	Overall	(0:11.21)	(0:11.22)	(0:11.37)	(0:11.94)	(0:11.90)	(0:11.52)		
10	8	AMERICAN PHIREBALL	9	68.0	0:10.82	1:21.95 [10]	1:10.79 [6]	0:59.97 [3]	0:48.81 [2]	0:36.88 [2]	0:24.91 [2]	0:36.88	+3
		Damien Thornton		1200m	1200m	(0:11.16)	(0:10.82)	(0:11.16)	(0:11.93)	(0:11.97)	(0:11.94)		

Scratched: Miliarens (#16), Nippa's Nightcap (#12), Smytzer (#6), Birmingham (#17), March As One (#11), Warby (#7), It'smemario (#2)

[] Ranking at each section and finish
 -:-:- No data available at this section
 NA No data available

SCN Saddle cloth number
 DNF Did not finish
 DNT Did not track



Doomben QLD Professional
Race 4: DRINKWISE Class 3 Plate - 1350m
17 August 2024 - 14:04



BRISBANE
RACING CLUB

Track Rating: Heavy 8, Weather: Fine, Rail Position: True

Section				200m				Last 600m	
Field Times				0:12.47 (0:12.47)				0:36.24	
Rank	TAB	Horse/Jockey	Barrier	Top Speed [km/h]	Fastest Section	Margin			Distance Travelled [m]
1	15	SET TO SHINE Angela Jones	12	67.2 1200m	0:10.85 Overall	0:12.46 [2] (0:12.46)	1:21.23		0:36.24
2	9	BILLIONAIR BABY Noel Callow	6	66.1 1200m	0:11.07 1200m	0:12.38 [4] (0:12.38)	0.68L		0:35.68 +4
3	3	IVAN'S HERO Bailey Wheeler	11	66.1 1200m	0:10.84 Overall	0:12.58 [2] (0:12.58)	0.7L		0:36.08 +8
4	14	QUOTHQUAN Cejay Graham	16	65.7 400m	0:11.23 1200m	0:12.18 [10] (0:12.18)	0.97L		0:35.17 +1
5	10	CASTILLIAN James Orman	15	64.6 600m	0:11.28 1200m	0:12.26 [9] (0:12.26)	1.25L		0:35.37 +6
6	1	I SEE YOU COMING Emily Lang	4	65.2 1200m	0:10.80 Overall	0:12.70 [1] (0:12.70)	1.36L		0:36.28 +5
7	4	PENTITO Taylor Marshall	1	64.9 1200m	0:11.02 Overall	0:12.50 [6] (0:12.50)	1.78L		0:36.04 +3
8	13	ORIENT'S SECRET Andrew Mallyon	7	65.6 1200m	0:11.06 Overall	0:12.60 [8] (0:12.60)	3.2L		0:36.30 +9
9	5	REBEL SHADOW Ron Stewart	2	64.9 1200m	0:11.21 Overall	0:12.73 [7] (0:12.73)	3.87L		0:36.15 +9
10	8	AMERICAN PHIREBALL Damien Thornton	9	68.0 1200m	0:10.82 1200m	0:12.97 [5] (0:12.97)	4.25L		0:36.88 +3

Scratched: Miliarens (#16), Nippa's Nightcap (#12), Smytzer (#6), Birmingham (#17), March As One (#11), Warby (#7), It'smemario (#2)

Report Created: Sat 17 August 2024 14:24 GMT+1 (Note: Timing is based on position data)

Page 2/12

[] Ranking at each section and finish
 -:-:- No data available at this section
 NA No data available

SCN Saddle cloth number
 DNF Did not finish
 DNT Did not track

data processed by TRIPLESDATA



Horse/Jockey Name	Set To Shine
Final Rank	1
Fastest Section Time (Section)	0:10.85 (Overall)
Top Speed [km/h] (Section)	67.2 (1200m)
Race State	Finished

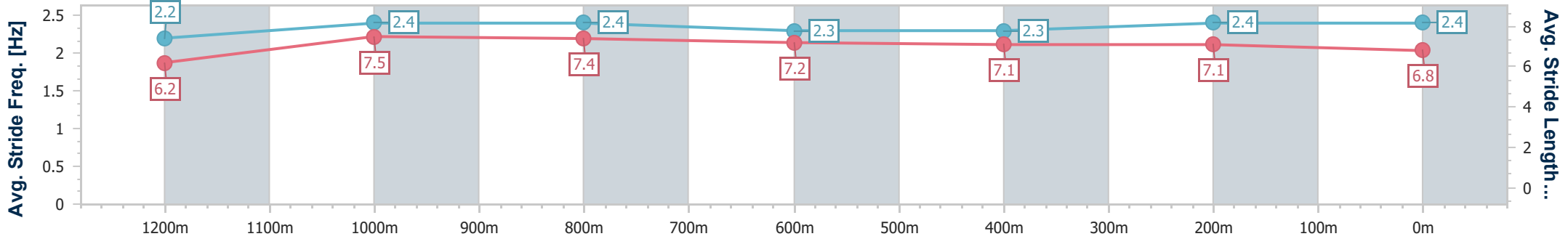
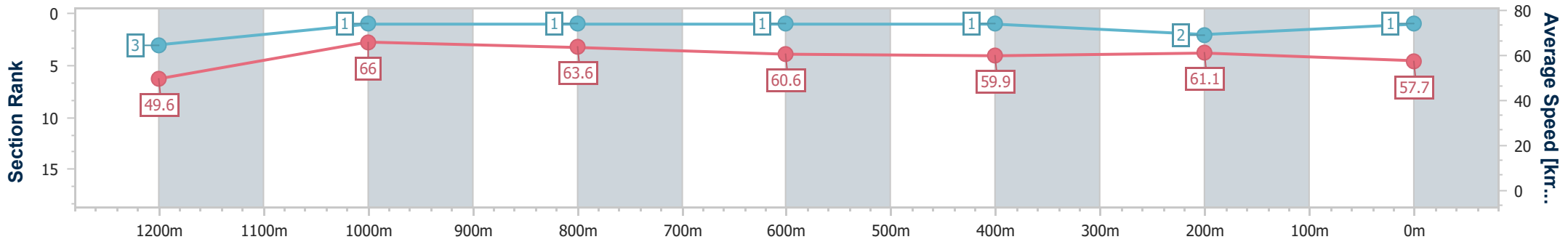


Doomben QLD Professional
Race 4: DRINKWISE Class 3 Plate - 1350m
 17 August 2024 - 14:04
 Track Rating: Heavy 8, Weather: Fine, Rail Position: True



BRISBANE
RACING CLUB

Section	Overall	1200m	1000m	800m	600m	400m	200m
Section Times	1:21.23 [1] (0:10.85)	1:10.38 [3] (0:10.90)	0:59.48 [1] (0:11.34)	0:48.14 [1] (0:11.90)	0:36.24 [1] (0:12.03)	0:24.21 [1] (0:11.75)	0:12.46 [2] (0:12.46)
Average Speed [km/h]	49.6	66.0	63.6	60.6	59.9	61.1	57.7
Top Speed [km/h]	66.2	67.2	65.5	62.4	60.6	63.5	61.5
Avg. Dist. to Rail [m]	8.1	1.6	0.3	0.2	0.4	0.7	0.3
Avg. Stride Freq. [Hz]	2.2	2.4	2.4	2.3	2.3	2.4	2.4
Avg. Stride Length [m]	6.2	7.5	7.4	7.2	7.1	7.1	6.8



- [] Ranking at each section and finish
- .-.- No data available at this section
- NA No data available



Horse/Jockey Name	Billionair Baby
Final Rank	2
Fastest Section Time (Section)	0:11.07 (1200m)
Top Speed [km/h] (Section)	66.1 (1200m)
Race State	Finished

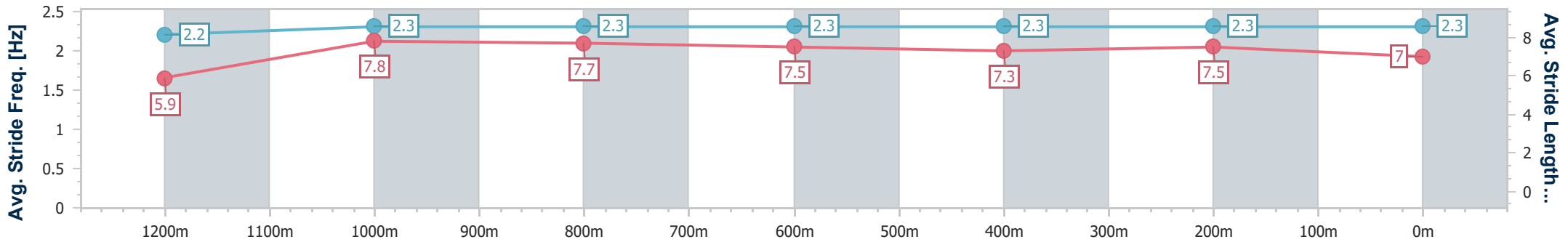
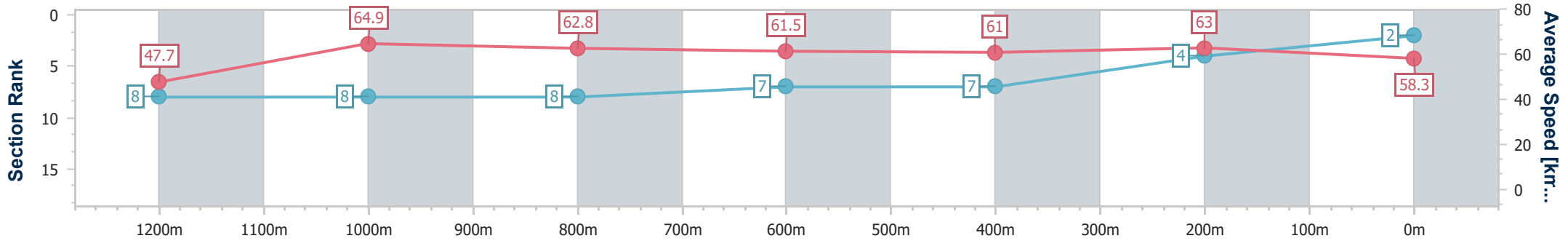


Doomben QLD Professional
Race 4: DRINKWISE Class 3 Plate - 1350m
 17 August 2024 - 14:04
 Track Rating: Heavy 8, Weather: Fine, Rail Position: True



BRISBANE
RACING CLUB

Section	Overall	1200m	1000m	800m	600m	400m	200m
Section Times	1:21.35 [2] (0:11.36)	1:09.99 [8] (0:11.07)	0:58.92 [8] (0:11.49)	0:47.43 [8] (0:11.75)	0:35.68 [7] (0:11.87)	0:23.81 [7] (0:11.43)	0:12.38 [4] (0:12.38)
Average Speed [km/h]	47.7	64.9	62.8	61.5	61.0	63.0	58.3
Top Speed [km/h]	65.7	66.1	64.2	63.1	62.5	64.0	61.9
Avg. Dist. to Rail [m]	3.7	0.4	0.3	0.9	0.9	2.7	3.5
Avg. Stride Freq. [Hz]	2.2	2.3	2.3	2.3	2.3	2.3	2.3
Avg. Stride Length [m]	5.9	7.8	7.7	7.5	7.3	7.5	7.0



- [] Ranking at each section and finish
- .-.- No data available at this section
- NA No data available



Horse/Jockey Name	Ivan's Hero
Final Rank	3
Fastest Section Time (Section)	0:10.84 (Overall)
Top Speed [km/h] (Section)	66.1 (1200m)
Race State	Finished

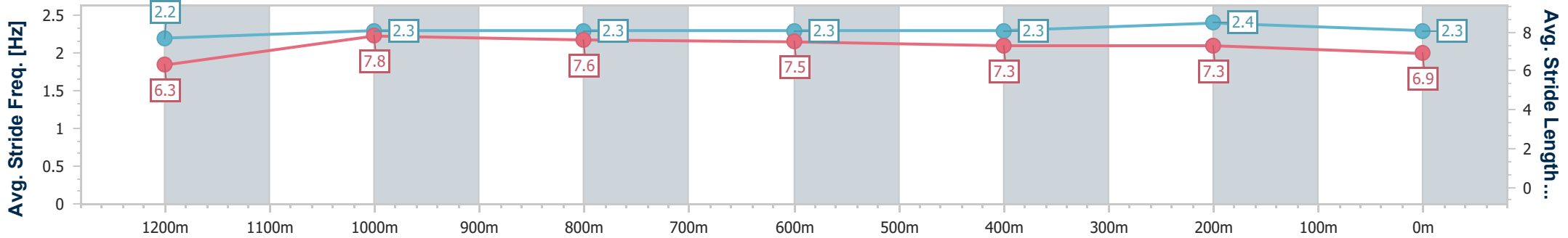
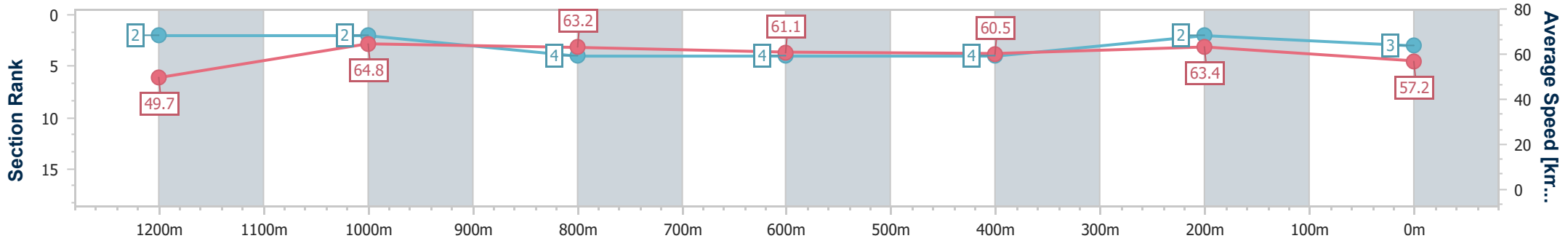


Doomben QLD Professional
Race 4: DRINKWISE Class 3 Plate - 1350m
 17 August 2024 - 14:04
 Track Rating: Heavy 8, Weather: Fine, Rail Position: True



BRISBANE
RACING CLUB

Section	Overall	1200m	1000m	800m	600m	400m	200m
Section Times	1:21.35 [3] (0:10.84)	1:10.51 [2] (0:11.11)	0:59.40 [2] (0:11.43)	0:47.97 [4] (0:11.89)	0:36.08 [4] (0:12.06)	0:24.02 [4] (0:11.44)	0:12.58 [2]
Average Speed [km/h]	49.7	64.8	63.2	61.1	60.5	63.4	57.2
Top Speed [km/h]	64.7	66.1	65.0	62.2	62.8	64.8	61.0
Avg. Dist. to Rail [m]	7.1	0.9	0.6	1.9	2.4	3.8	3.4
Avg. Stride Freq. [Hz]	2.2	2.3	2.3	2.3	2.3	2.4	2.3
Avg. Stride Length [m]	6.3	7.8	7.6	7.5	7.3	7.3	6.9



- [] Ranking at each section and finish
- .-.- No data available at this section
- NA No data available



Horse/Jockey Name	Quothquan
Final Rank	4
Fastest Section Time (Section)	0:11.23 (1200m)
Top Speed [km/h] (Section)	65.7 (400m)
Race State	Finished

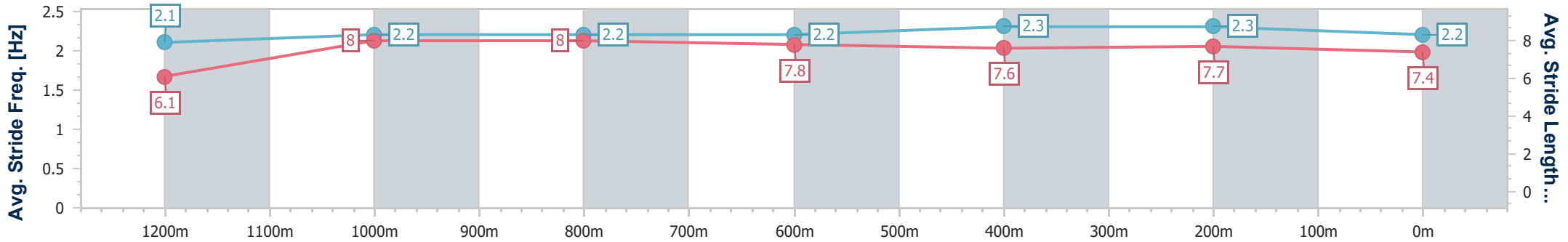
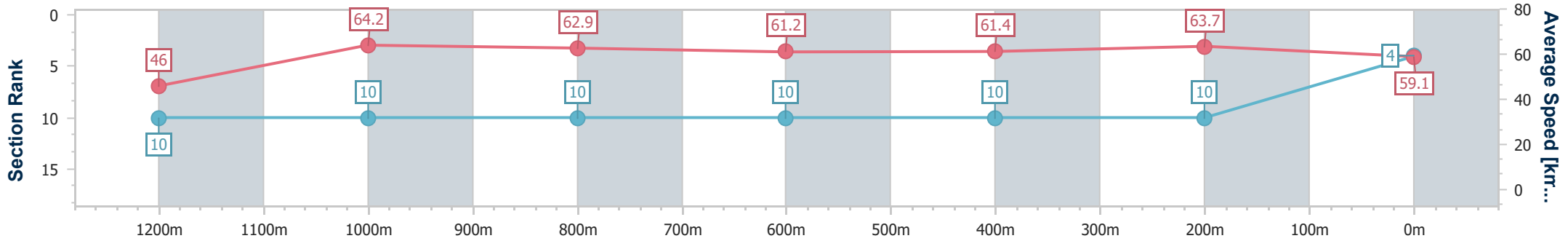


Doomben QLD Professional
Race 4: DRINKWISE Class 3 Plate - 1350m
 17 August 2024 - 14:04
 Track Rating: Heavy 8, Weather: Fine, Rail Position: True



BRISBANE
RACING CLUB

Section	Overall	1200m	1000m	800m	600m	400m	200m
Section Times	1:21.40 [4] (0:11.75)	1:09.65 [10] (0:11.23)	0:58.42 [10] (0:11.49)	0:46.93 [10] (0:11.76)	0:35.17 [10] (0:11.68)	0:23.49 [10] (0:11.31)	0:12.18 [10] (0:12.18)
Average Speed [km/h]	46.0	64.2	62.9	61.2	61.4	63.7	59.1
Top Speed [km/h]	64.1	65.4	64.9	62.9	62.8	65.7	61.6
Avg. Dist. to Rail [m]	8.6	1.4	0.9	0.2	0.3	0.8	0.5
Avg. Stride Freq. [Hz]	2.1	2.2	2.2	2.2	2.3	2.3	2.2
Avg. Stride Length [m]	6.1	8.0	8.0	7.8	7.6	7.7	7.4



- [] Ranking at each section and finish
- .-.- No data available at this section
- NA No data available



Horse/Jockey Name	Castillian
Final Rank	5
Fastest Section Time (Section)	0:11.28 (1200m)
Top Speed [km/h] (Section)	64.6 (600m)
Race State	Finished

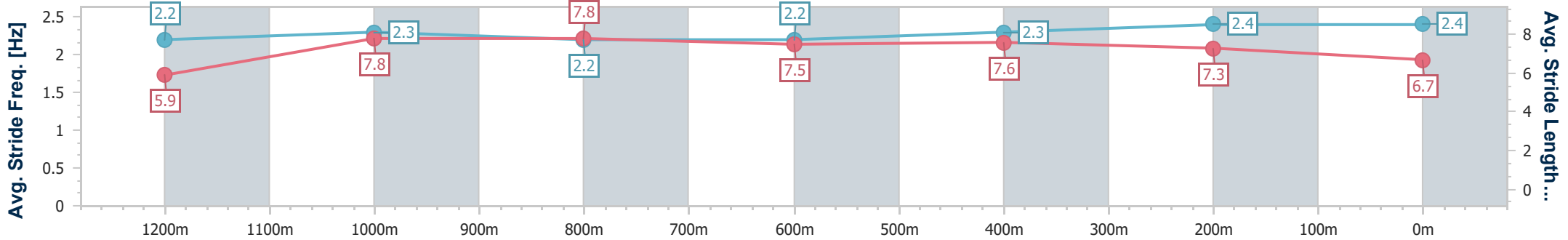
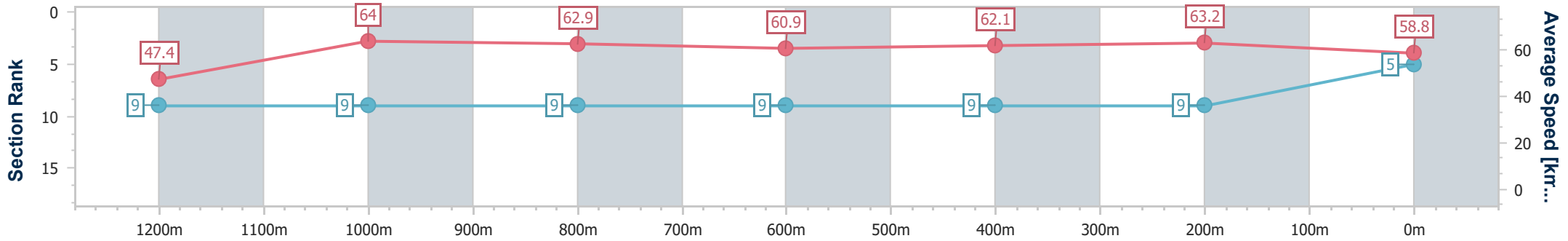


Doomben QLD Professional
Race 4: DRINKWISE Class 3 Plate - 1350m
 17 August 2024 - 14:04
 Track Rating: Heavy 8, Weather: Fine, Rail Position: True



BRISBANE
RACING CLUB

Section	Overall	1200m	1000m	800m	600m	400m	200m
Section Times	1:21.44 [5] (0:11.40)	1:10.04 [9] (0:11.28)	0:58.76 [9] (0:11.47)	0:47.29 [9] (0:11.92)	0:35.37 [9] (0:11.70)	0:23.67 [9] (0:11.41)	0:12.26 [9] (0:12.26)
Average Speed [km/h]	47.4	64.0	62.9	60.9	62.1	63.2	58.8
Top Speed [km/h]	63.7	64.4	63.8	63.2	64.6	64.5	62.1
Avg. Dist. to Rail [m]	7.0	1.2	1.7	1.6	1.3	3.0	4.4
Avg. Stride Freq. [Hz]	2.2	2.3	2.2	2.2	2.3	2.4	2.4
Avg. Stride Length [m]	5.9	7.8	7.8	7.5	7.6	7.3	6.7



- [] Ranking at each section and finish
- .-.- No data available at this section
- NA No data available



Horse/Jockey Name	I See You Coming
Final Rank	6
Fastest Section Time (Section)	0:10.80 (Overall)
Top Speed [km/h] (Section)	65.2 (1200m)
Race State	Finished

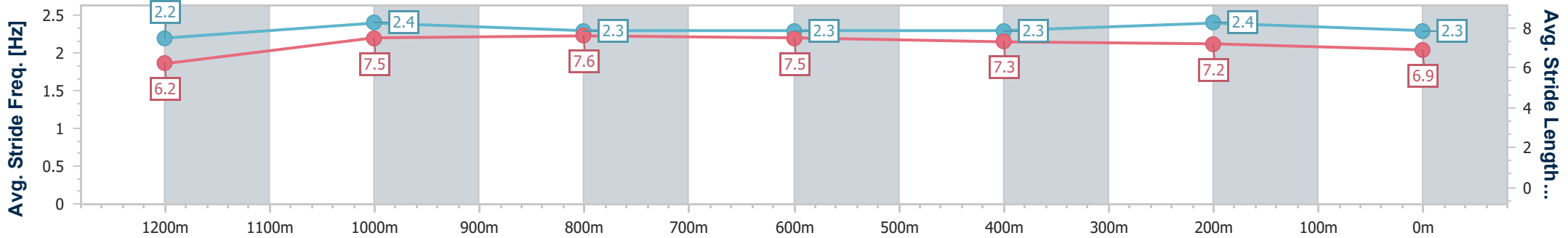
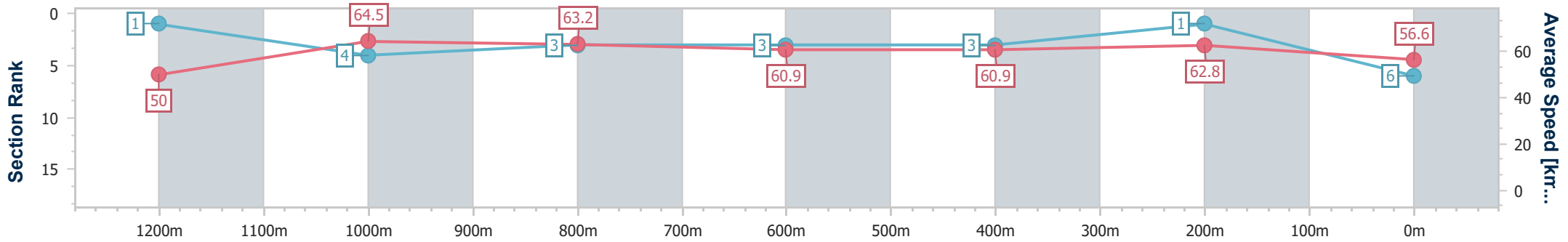


Doomben QLD Professional
Race 4: DRINKWISE Class 3 Plate - 1350m
 17 August 2024 - 14:04
 Track Rating: Heavy 8, Weather: Fine, Rail Position: True



BRISBANE
RACING CLUB

Section	Overall	1200m	1000m	800m	600m	400m	200m
Section Times	1:21.46 [6] (0:10.80)	1:10.66 [1] (0:11.18)	0:59.48 [4] (0:11.36)	0:48.12 [3] (0:11.84)	0:36.28 [3] (0:12.06)	0:24.22 [3] (0:11.52)	0:12.70 [1] (0:12.70)
Average Speed [km/h]	50.0	64.5	63.2	60.9	60.9	62.8	56.6
Top Speed [km/h]	64.9	65.2	64.7	62.4	62.0	64.9	61.0
Avg. Dist. to Rail [m]	4.2	0.5	0.7	1.0	2.7	2.7	1.4
Avg. Stride Freq. [Hz]	2.2	2.4	2.3	2.3	2.3	2.4	2.3
Avg. Stride Length [m]	6.2	7.5	7.6	7.5	7.3	7.2	6.9



- [] Ranking at each section and finish
- .-.- No data available at this section
- NA No data available



Horse/Jockey Name	Pentito
Final Rank	7
Fastest Section Time (Section)	0:11.02 (Overall)
Top Speed [km/h] (Section)	64.9 (1200m)
Race State	Finished

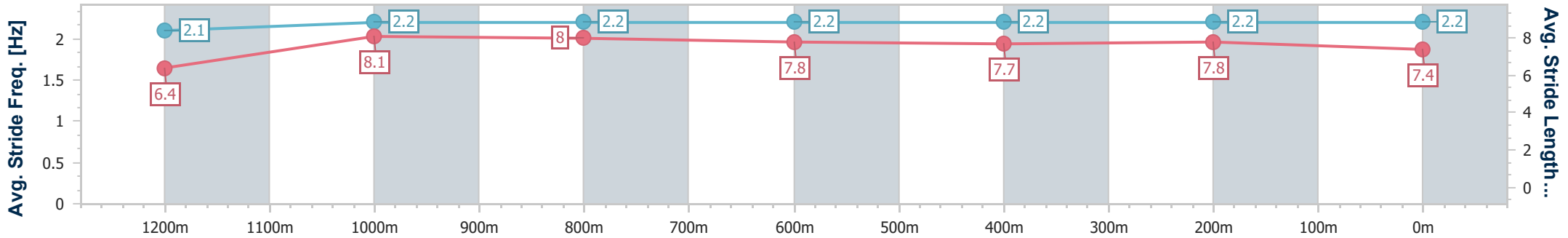
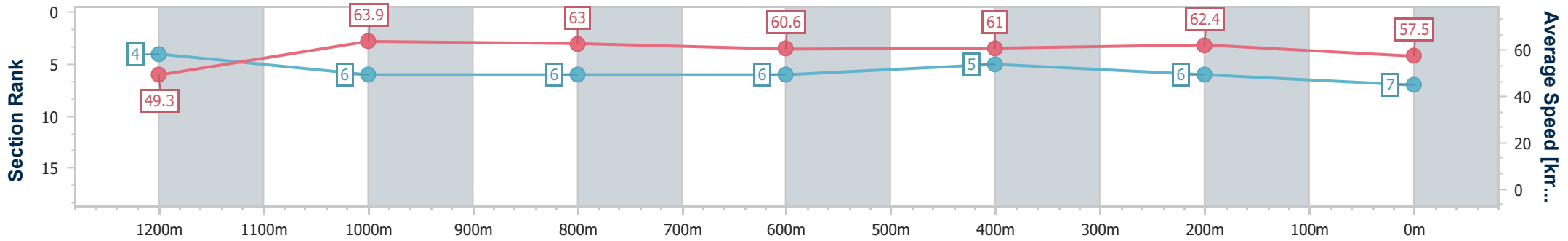


Doomben QLD Professional
Race 4: DRINKWISE Class 3 Plate - 1350m
 17 August 2024 - 14:04
 Track Rating: Heavy 8, Weather: Fine, Rail Position: True



BRISBANE
RACING CLUB

Section	Overall	1200m	1000m	800m	600m	400m	200m
Section Times	1:21.53 [7] (0:11.02)	1:10.51 [4] (0:11.23)	0:59.28 [6] (0:11.36)	0:47.92 [6] (0:11.88)	0:36.04 [6] (0:11.96)	0:24.08 [5] (0:11.58)	0:12.50 [6] (0:12.50)
Average Speed [km/h]	49.3	63.9	63.0	60.6	61.0	62.4	57.5
Top Speed [km/h]	64.6	64.9	63.8	62.6	62.8	64.0	60.1
Avg. Dist. to Rail [m]	2.2	1.7	2.7	1.8	2.7	0.5	1.0
Avg. Stride Freq. [Hz]	2.1	2.2	2.2	2.2	2.2	2.2	2.2
Avg. Stride Length [m]	6.4	8.1	8.0	7.8	7.7	7.8	7.4



- [] Ranking at each section and finish
- .-.- No data available at this section
- NA No data available



Horse/Jockey Name	Orient's Secret
Final Rank	8
Fastest Section Time (Section)	0:11.06 (Overall)
Top Speed [km/h] (Section)	65.6 (1200m)
Race State	Finished

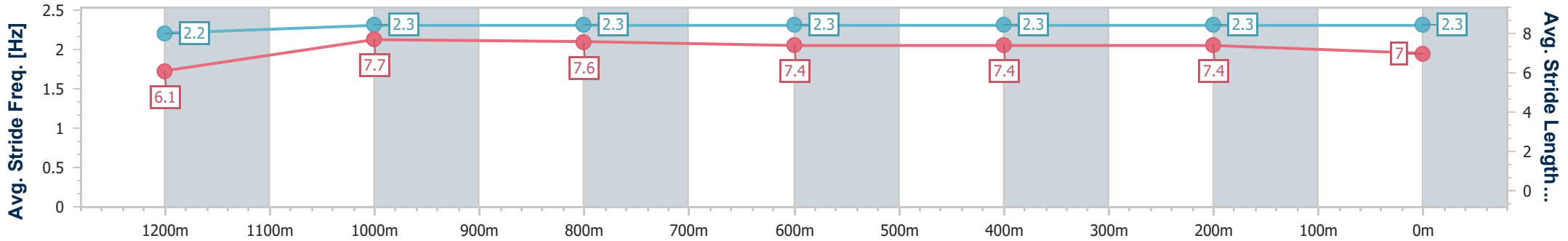
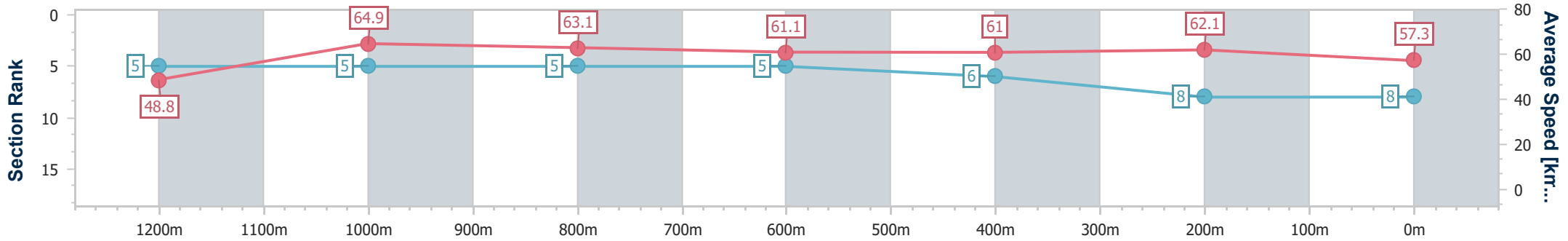


Doomben QLD Professional
Race 4: DRINKWISE Class 3 Plate - 1350m
 17 August 2024 - 14:04
 Track Rating: Heavy 8, Weather: Fine, Rail Position: True



BRISBANE
RACING CLUB

Section	Overall	1200m	1000m	800m	600m	400m	200m
Section Times	1:21.78 [8] (0:11.06)	1:10.72 [5] (0:11.13)	0:59.59 [5] (0:11.42)	0:48.17 [5] (0:11.87)	0:36.30 [5] (0:12.04)	0:24.26 [6] (0:11.66)	0:12.60 [8] (0:12.60)
Average Speed [km/h]	48.8	64.9	63.1	61.1	61.0	62.1	57.3
Top Speed [km/h]	64.9	65.6	63.8	62.7	61.8	63.2	61.0
Avg. Dist. to Rail [m]	5.1	1.3	0.9	1.7	3.3	4.2	4.3
Avg. Stride Freq. [Hz]	2.2	2.3	2.3	2.3	2.3	2.3	2.3
Avg. Stride Length [m]	6.1	7.7	7.6	7.4	7.4	7.4	7.0



- [] Ranking at each section and finish
- .-.- No data available at this section
- NA No data available



Horse/Jockey Name	Rebel Shadow
Final Rank	9
Fastest Section Time (Section)	0:11.21 (Overall)
Top Speed [km/h] (Section)	64.9 (1200m)
Race State	Finished

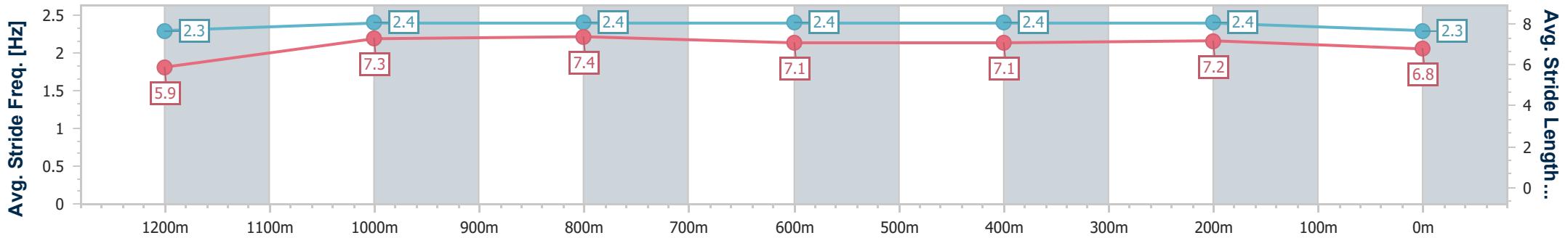
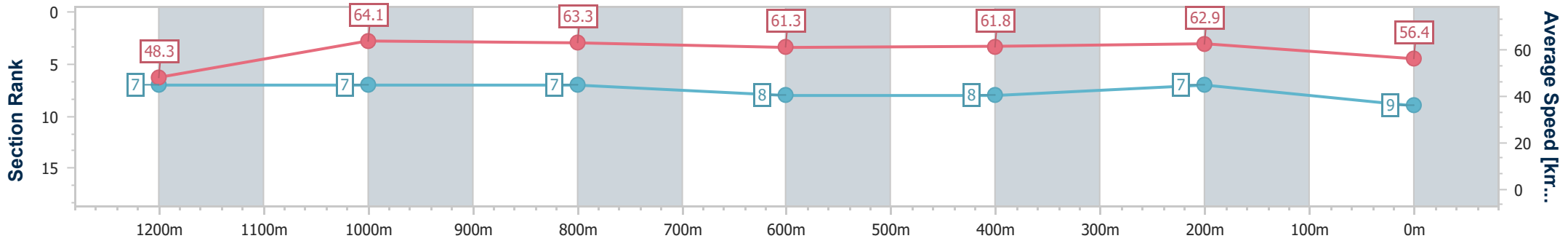


Doomben QLD Professional
Race 4: DRINKWISE Class 3 Plate - 1350m
 17 August 2024 - 14:04
 Track Rating: Heavy 8, Weather: Fine, Rail Position: True



BRISBANE
RACING CLUB

Section	Overall	1200m	1000m	800m	600m	400m	200m
Section Times	1:21.89 [9] (0:11.21)	1:10.68 [7] (0:11.22)	0:59.46 [7] (0:11.37)	0:48.09 [7] (0:11.94)	0:36.15 [8] (0:11.90)	0:24.25 [8] (0:11.52)	0:12.73 [7] (0:12.73)
Average Speed [km/h]	48.3	64.1	63.3	61.3	61.8	62.9	56.4
Top Speed [km/h]	64.4	64.9	64.5	63.2	63.8	63.5	61.9
Avg. Dist. to Rail [m]	3.7	0.7	0.6	3.1	3.5	3.2	3.5
Avg. Stride Freq. [Hz]	2.3	2.4	2.4	2.4	2.4	2.4	2.3
Avg. Stride Length [m]	5.9	7.3	7.4	7.1	7.1	7.2	6.8



- [] Ranking at each section and finish
- .-.- No data available at this section
- NA No data available



Horse/Jockey Name	American Phireball
Final Rank	10
Fastest Section Time (Section)	0:10.82 (1200m)
Top Speed [km/h] (Section)	68.0 (1200m)
Race State	Finished

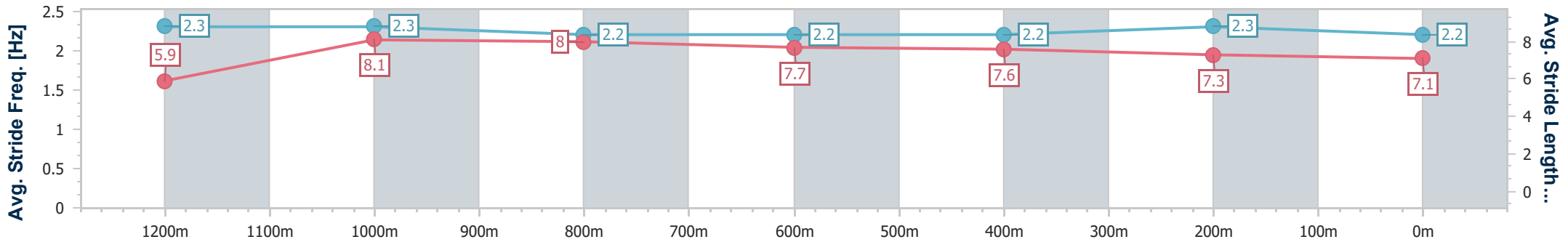
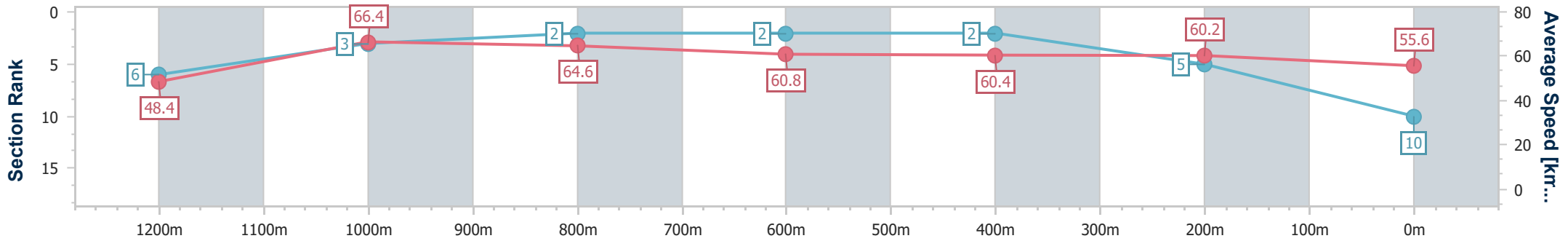


Doomben QLD Professional
Race 4: DRINKWISE Class 3 Plate - 1350m
 17 August 2024 - 14:04
 Track Rating: Heavy 8, Weather: Fine, Rail Position: True



BRISBANE
RACING CLUB

Section	Overall	1200m	1000m	800m	600m	400m	200m
Section Times	1:21.95 [10] (0:11.16)	1:10.79 [6] (0:10.82)	0:59.97 [3] (0:11.16)	0:48.81 [2] (0:11.93)	0:36.88 [2] (0:11.97)	0:24.91 [2] (0:11.94)	0:12.97 [5] (0:12.97)
Average Speed [km/h]	48.4	66.4	64.6	60.8	60.4	60.2	55.6
Top Speed [km/h]	63.3	68.0	67.4	62.5	60.8	62.4	58.4
Avg. Dist. to Rail [m]	6.2	2.7	1.4	1.1	0.7	1.1	0.7
Avg. Stride Freq. [Hz]	2.3	2.3	2.2	2.2	2.2	2.3	2.2
Avg. Stride Length [m]	5.9	8.1	8.0	7.7	7.6	7.3	7.1



- [] Ranking at each section and finish
- .-.- No data available at this section
- NA No data available