



Doomben QLD Professional

Race 8: LADBROKE IT! Class 6 Handicap - WEIGHTS RAISED 0.5KG - 1600m

17 August 2024 - 16:29



BRISBANE
RACING CLUB

Track Rating: Soft 7, Weather: Fine, Rail Position: True

Section		Overall	1400m	1200m	1000m	800m	600m	400m	Last 600m				
Field Times		1:37.76 (0:14.06)	1:23.70 (0:11.99)	1:11.71 (0:12.13)	0:59.58 (0:12.19)	0:47.39 (0:11.83)	0:35.56 (0:11.80)	0:23.76 (0:11.67)	0:35.56				
Rank	TAB Horse/Jockey	Barrier	Top Speed [km/h]	Fastest Section	Distance Travelled [m]								
1	11 SIZZLING GAL Tahlia Fenlon	15	65.1 600m	0:11.46 400m	1:37.76 [1] (0:14.85)	1:22.91 [8] (0:12.11)	1:10.80 [8] (0:11.87)	0:58.93 [8] (0:12.12)	0:46.81 [7] (0:11.83)	0:34.98 [5] (0:11.47)	0:23.51 [3] (0:11.46)	0:34.98	
2	2 TIDAL CREEK Cody Collis	13	63.1 Overall	0:11.66 400m	1:38.10 [2] (0:14.06)	1:24.04 [1] (0:11.99)	1:12.05 [2] (0:12.18)	0:59.87 [2] (0:12.18)	0:47.69 [2] (0:11.89)	0:35.80 [2] (0:11.72)	0:24.08 [2] (0:11.66)	0:35.80	-9
3	10 GOLDEEL Emily Lang	14	63.4 400m	0:11.67 400m	1:38.24 [3] (0:14.11)	1:24.13 [2] (0:11.94)	1:12.19 [1] (0:12.13)	1:00.06 [1] (0:12.19)	0:47.87 [1] (0:11.83)	0:36.04 [1] (0:11.80)	0:24.24 [1] (0:11.67)	0:36.04	-2
4	12 THE CATCH Rikki Jamieson	1	63.2 400m	0:11.61 400m	1:38.40 [4] (0:14.53)	1:23.87 [4] (0:11.84)	1:12.03 [3] (0:12.06)	0:59.97 [3] (0:12.21)	0:47.76 [3] (0:11.92)	0:35.84 [3] (0:11.72)	0:24.12 [5] (0:11.61)	0:35.84	-7
5	3 WAIRERE FALLS Ryan Maloney	5	63.3 600m	0:11.59 400m	1:38.57 [5] (0:14.53)	1:24.04 [5] (0:12.21)	1:11.83 [6] (0:12.00)	0:59.83 [6] (0:12.24)	0:47.59 [8] (0:11.90)	0:35.69 [8] (0:11.62)	0:24.07 [7] (0:11.59)	0:35.69	-3
6	7 BOLD BOURBON Nikita Beriman	2	62.2 600m	0:11.61 600m	1:38.73 [6] (0:14.69)	1:24.04 [6] (0:12.06)	1:11.98 [7] (0:11.99)	0:59.99 [7] (0:12.16)	0:47.83 [6] (0:11.92)	0:35.91 [7] (0:11.61)	0:24.30 [6] (0:11.69)	0:35.91	-6
7	5 ALVERDUN Damien Thornton	7	63.1 600m	0:11.65 600m	1:38.74 [7] (0:14.31)	1:24.43 [3] (0:12.20)	1:12.23 [4] (0:12.06)	1:00.17 [4] (0:12.15)	0:48.02 [4] (0:11.88)	0:36.14 [4] (0:11.65)	0:24.49 [4] (0:11.85)	0:36.14	-4
8	13 BEDFORD SQUARE Angela Jones	9	64.6 600m	0:11.43 600m	1:38.77 [8] (0:15.34)	1:23.43 [12] (0:11.94)	1:11.49 [11] (0:11.99)	0:59.50 [12] (0:12.35)	0:47.15 [12] (0:11.93)	0:35.22 [12] (0:11.43)	0:23.79 [12] (0:11.53)	0:35.22	-5
9	6 MADAME ODETTE James Orman	12	64.3 600m	0:11.51 400m	1:38.79 [9] (0:15.17)	1:23.62 [11] (0:12.17)	1:11.45 [12] (0:11.90)	0:59.55 [11] (0:12.31)	0:47.24 [11] (0:11.56)	0:35.68 [9] (0:11.58)	0:24.10 [10] (0:11.51)	0:35.68	-2
10	14 THESECONDATPORTSEA Taylor Marshall	6	63.4 600m	0:11.51 600m	1:38.81 [10] (0:14.91)	1:23.90 [9] (0:12.11)	1:11.79 [9] (0:11.99)	0:59.80 [9] (0:12.20)	0:47.60 [9] (0:11.93)	0:35.67 [10] (0:11.51)	0:24.16 [8] (0:11.59)	0:35.67	-6

Scratched: Arts Object (#4), Start Strutting (#15), Buillt (#1)

[] Ranking at each section and finish
 -:-:- No data available at this section
 NA No data available

SCN Saddle cloth number
 DNF Did not finish
 DNT Did not track



Doomben QLD Professional

Race 8: LADBROKE IT! Class 6 Handicap - WEIGHTS RAISED 0.5KG - 1600m

17 August 2024 - 16:29



BRISBANE
RACING CLUB

Track Rating: Soft 7, Weather: Fine, Rail Position: True

Section		Overall	1400m	1200m	1000m	800m	600m	400m	Last 600m
Field Times		1:37.76 (0:14.06)	1:23.70 (0:11.99)	1:11.71 (0:12.13)	0:59.58 (0:12.19)	0:47.39 (0:11.83)	0:35.56 (0:11.80)	0:23.76 (0:11.67)	0:35.56

Rank	TAB	Horse/Jockey	Barrier	Top Speed [km/h]	Fastest Section	Overall	1400m	1200m	1000m	800m	600m	400m	Last 600m	Distance Travelled [m]
11	9	ASWAAT Jake Bayliss	8	64.0 600m	0:11.51 600m	1:38.90 [11] (0:15.04)	1:23.86 [10] (0:12.07)	1:11.79 [10] (0:11.92)	0:59.87 [10] (0:12.26)	0:47.61 [10] (0:11.87)	0:35.74 [11] (0:11.51)	0:24.23 [9] (0:11.60)	0:35.74	-7
12	8	APPLECROSS Marnu Potgieter	3	62.0 1200m	0:11.86 1200m	1:40.33 [12] (0:14.72)	1:25.61 [7] (0:12.00)	1:13.61 [5] (0:11.86)	1:01.75 [5] (0:12.16)	0:49.59 [5] (0:12.06)	0:37.53 [6] (0:11.97)	0:25.56 [11] (0:12.09)	0:37.53	-2

Scratched: Arts Object (#4), Start Strutting (#15), Bullt (#1)



Doomben QLD Professional
Race 8: LADBROKE IT! Class 6 Handicap - WEIGHTS RAISED 0.5KG - 1600m
17 August 2024 - 16:29



Track Rating: Soft 7, Weather: Fine, Rail Position: True

Section				200m		Last 600m	
Field Times				0:12.09 (0:12.09)		0:35.56	
Rank	TAB Horse/Jockey	Barrier	Top Speed [km/h]	Fastest Section	Margin		Distance Travelled [m]
1	11 SIZZLING GAL Tahlia Fenlon	15	65.1 600m	0:11.46 400m	0:12.05 [3] (0:12.05)	1:37.76	0:34.98
2	2 TIDAL CREEK Cody Collis	13	63.1 Overall	0:11.66 400m	0:12.42 [2] (0:12.42)	2.04L	0:35.80 -9
3	10 GOLDEEL Emily Lang	14	63.4 400m	0:11.67 400m	0:12.57 [1] (0:12.57)	2.85L	0:36.04 -2
4	12 THE CATCH Rikki Jamieson	1	63.2 400m	0:11.61 400m	0:12.51 [4] (0:12.51)	3.79L	0:35.84 -7
5	3 WAIRERE FALLS Ryan Maloney	5	63.3 600m	0:11.59 400m	0:12.48 [5] (0:12.48)	4.81L	0:35.69 -3
6	7 BOLD BOURBON Nikita Beriman	2	62.2 600m	0:11.61 600m	0:12.61 [7] (0:12.61)	5.73L	0:35.91 -6
7	5 ALVERDUN Damien Thornton	7	63.1 600m	0:11.65 600m	0:12.64 [6] (0:12.64)	5.77L	0:36.14 -4
8	13 BEDFORD SQUARE Angela Jones	9	64.6 600m	0:11.43 600m	0:12.26 [11] (0:12.26)	5.98L	0:35.22 -5
9	6 MADAME ODETTE James Orman	12	64.3 600m	0:11.51 400m	0:12.59 [8] (0:12.59)	6.08L	0:35.68 -2
10	14 THESECONDATPORTSEA Taylor Marshall	6	63.4 600m	0:11.51 600m	0:12.57 [9] (0:12.57)	6.2L	0:35.67 -6

Scratched: Arts Object (#4), Start Strutting (#15), Buillt (#1)

[] Ranking at each section and finish
 -:-:- No data available at this section
 NA No data available

SCN Saddle cloth number
 DNF Did not finish
 DNT Did not track



Doomben QLD Professional
Race 8: LADBROKE IT! Class 6 Handicap - WEIGHTS RAISED 0.5KG - 1600m
17 August 2024 - 16:29



Track Rating: Soft 7, Weather: Fine, Rail Position: True

Section				200m				Last 600m	
Field Times				0:12.09 (0:12.09)				0:35.56	
Rank	TAB Horse/Jockey	Barrier	Top Speed [km/h]	Fastest Section	Margin				Distance Travelled [m]
11	9 ASWAAT Jake Bayliss	8	64.0 600m	0:11.51 600m	0:12.63 [10] (0:12.63)	6.76L		0:35.74	-7
12	8 APPLECROSS Marnu Potgieter	3	62.0 1200m	0:11.86 1200m	0:13.47 [12] (0:13.47)	15.16L		0:37.53	-2

Scratched: Arts Object (#4), Start Strutting (#15), Buillt (#1)

[] Ranking at each section and finish
 -:-:-:- No data available at this section
 NA No data available

SCN Saddle cloth number
 DNF Did not finish
 DNT Did not track



Horse/Jockey Name	Sizzling Gal
Final Rank	1
Fastest Section Time (Section)	0:11.46 (400m)
Top Speed [km/h] (Section)	65.1 (600m)
Race State	Finished



Doomben QLD Professional
Race 8: LADBROKE IT! Class 6 Handicap - WEIGHTS RAISED
0.5KG - 1600m

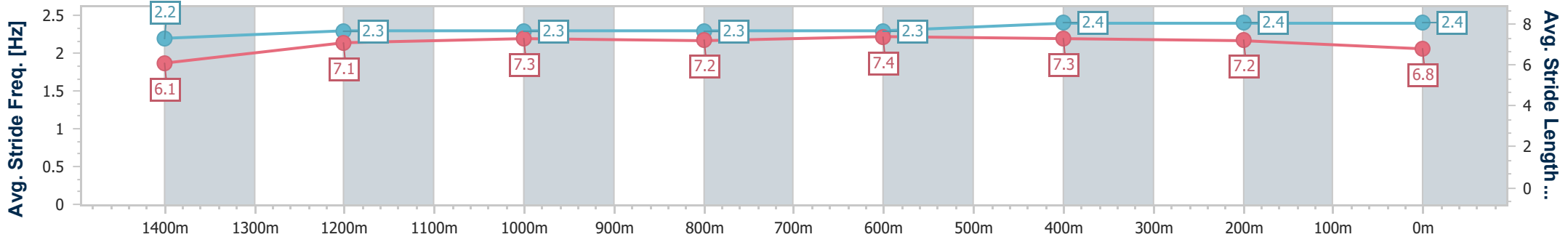
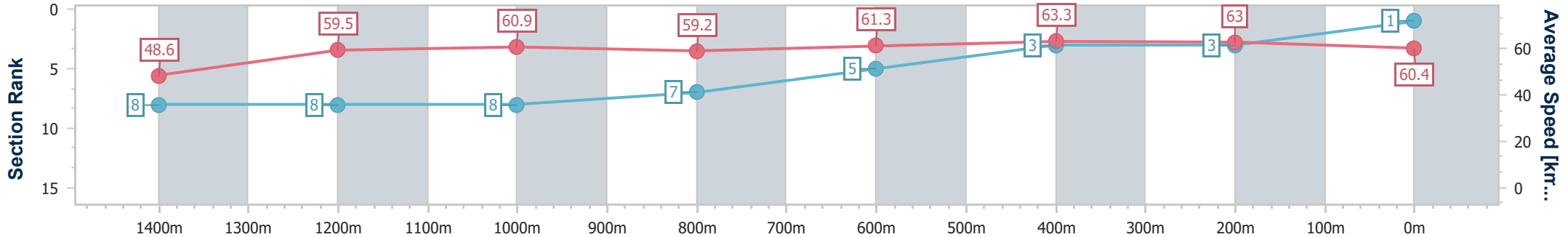
17 August 2024 - 16:29

Track Rating: Soft 7, Weather: Fine, Rail Position: True



BRISBANE
RACING CLUB

Section	Overall	1400m	1200m	1000m	800m	600m	400m	200m
Section Times	1:37.76 [1] (0:14.85)	1:22.91 [8] (0:12.11)	1:10.80 [8] (0:11.87)	0:58.93 [8] (0:12.12)	0:46.81 [7] (0:11.83)	0:34.98 [5] (0:11.47)	0:23.51 [3] (0:11.46)	0:12.05 [3] (0:12.05)
Average Speed [km/h]	48.6	59.5	60.9	59.2	61.3	63.3	63.0	60.4
Top Speed [km/h]	59.8	61.4	62.8	60.8	64.6	65.1	63.9	62.9
Avg. Dist. to Rail [m]	4.9	0.2	0.6	0.5	0.9	2.0	2.9	5.7
Avg. Stride Freq. [Hz]	2.2	2.3	2.3	2.3	2.3	2.4	2.4	2.4
Avg. Stride Length [m]	6.1	7.1	7.3	7.2	7.4	7.3	7.2	6.8



- [] Ranking at each section and finish
- .-.- No data available at this section
- NA No data available



Horse/Jockey Name	Tidal Creek
Final Rank	2
Fastest Section Time (Section)	0:11.66 (400m)
Top Speed [km/h] (Section)	63.1 (Overall)
Race State	Finished



Doomben QLD Professional
Race 8: LADBROKE IT! Class 6 Handicap - WEIGHTS RAISED
0.5KG - 1600m

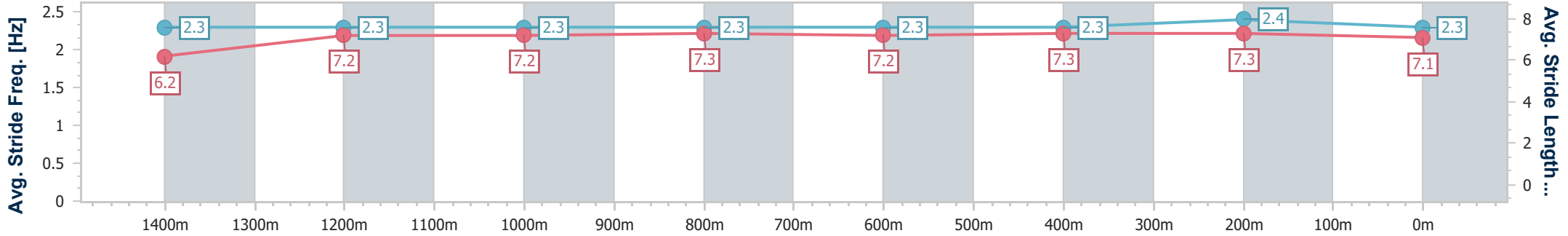
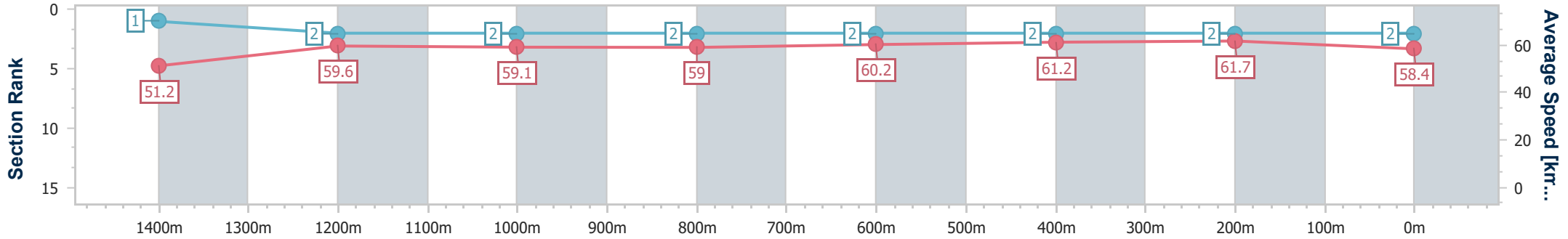


BRISBANE
 RACING CLUB

17 August 2024 - 16:29

Track Rating: Soft 7, Weather: Fine, Rail Position: True

Section	Overall	1400m	1200m	1000m	800m	600m	400m	200m
Section Times	1:38.10 [2] (0:14.06)	1:24.04 [1] (0:11.99)	1:12.05 [2] (0:12.18)	0:59.87 [2] (0:12.18)	0:47.69 [2] (0:11.89)	0:35.80 [2] (0:11.72)	0:24.08 [2] (0:11.66)	0:12.42 [2] (0:12.42)
Average Speed [km/h]	51.2	59.6	59.1	59.0	60.2	61.2	61.7	58.4
Top Speed [km/h]	63.1	61.8	60.6	59.6	62.4	62.4	62.9	61.2
Avg. Dist. to Rail [m]	5.1	1.1	0.9	1.1	0.8	1.0	1.2	3.8
Avg. Stride Freq. [Hz]	2.3	2.3	2.3	2.3	2.3	2.3	2.4	2.3
Avg. Stride Length [m]	6.2	7.2	7.2	7.3	7.2	7.3	7.3	7.1



- [] Ranking at each section and finish
- .-.- No data available at this section
- NA No data available



Horse/Jockey Name	Goldeel
Final Rank	3
Fastest Section Time (Section)	0:11.67 (400m)
Top Speed [km/h] (Section)	63.4 (400m)
Race State	Finished



Doomben QLD Professional
Race 8: LADBROKE IT! Class 6 Handicap - WEIGHTS RAISED
0.5KG - 1600m

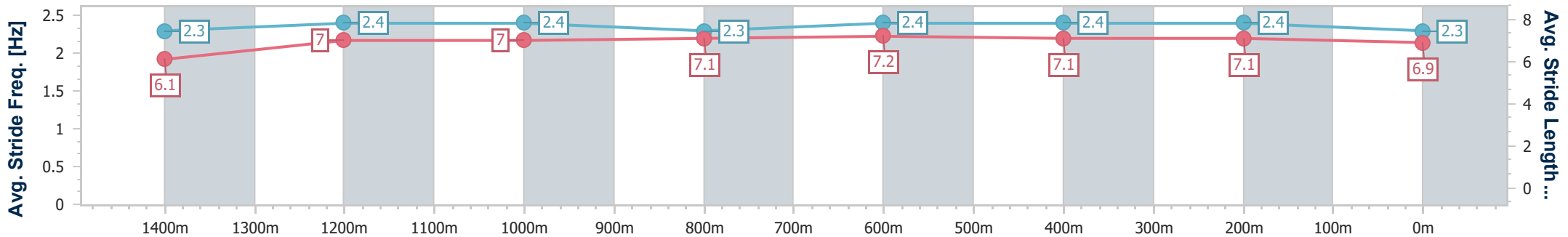
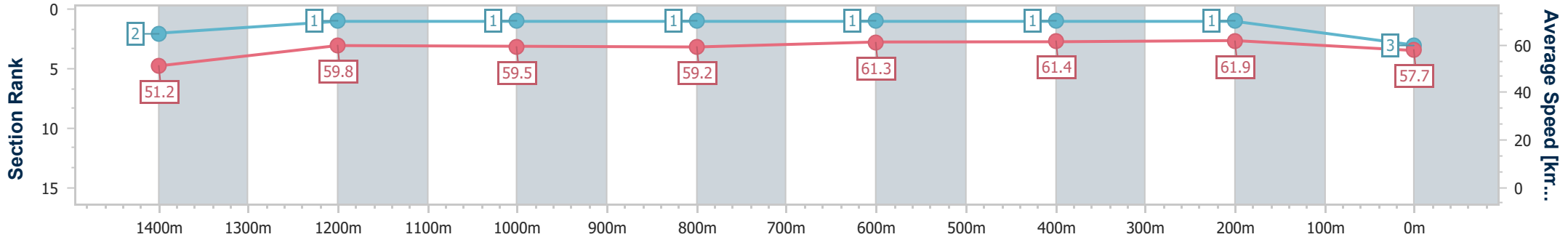
17 August 2024 - 16:29

Track Rating: Soft 7, Weather: Fine, Rail Position: True



BRISBANE
RACING CLUB

Section	Overall	1400m	1200m	1000m	800m	600m	400m	200m
Section Times	1:38.24 [3] (0:14.11)	1:24.13 [2] (0:11.94)	1:12.19 [1] (0:12.13)	1:00.06 [1] (0:12.19)	0:47.87 [1] (0:11.83)	0:36.04 [1] (0:11.80)	0:24.24 [1] (0:11.67)	0:12.57 [1] (0:12.57)
Average Speed [km/h]	51.2	59.8	59.5	59.2	61.3	61.4	61.9	57.7
Top Speed [km/h]	62.8	61.6	60.5	60.6	62.7	63.0	63.4	61.2
Avg. Dist. to Rail [m]	5.7	0.8	0.5	0.9	1.2	1.1	1.6	4.5
Avg. Stride Freq. [Hz]	2.3	2.4	2.4	2.3	2.4	2.4	2.4	2.3
Avg. Stride Length [m]	6.1	7.0	7.0	7.1	7.2	7.1	7.1	6.9



- [] Ranking at each section and finish
- .-.- No data available at this section
- NA No data available



Horse/Jockey Name	The Catch
Final Rank	4
Fastest Section Time (Section)	0:11.61 (400m)
Top Speed [km/h] (Section)	63.2 (400m)
Race State	Finished



Doomben QLD Professional
Race 8: LADBROKE IT! Class 6 Handicap - WEIGHTS RAISED
0.5KG - 1600m

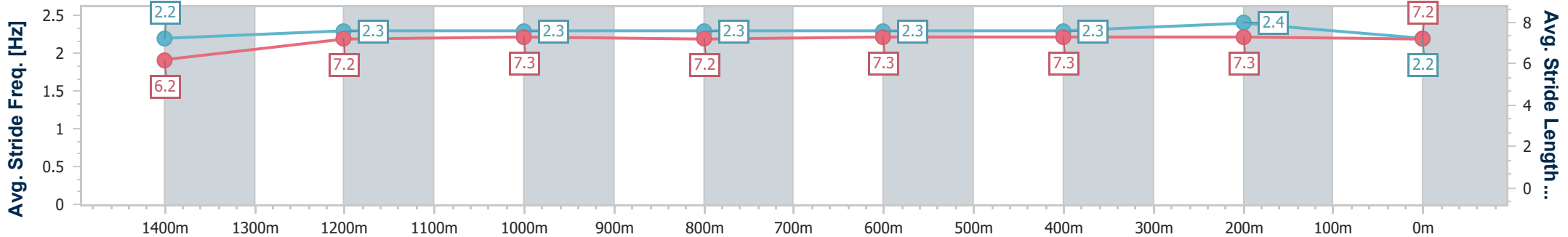
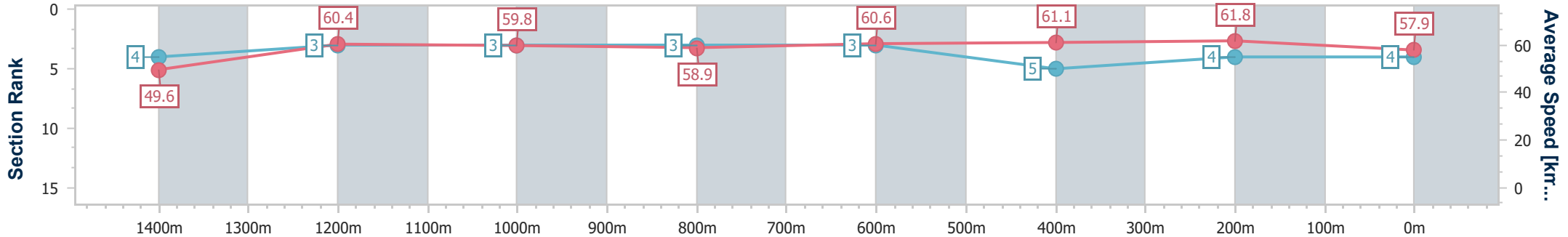
17 August 2024 - 16:29

Track Rating: Soft 7, Weather: Fine, Rail Position: True



BRISBANE
RACING CLUB

Section	Overall	1400m	1200m	1000m	800m	600m	400m	200m
Section Times	1:38.40 [4] (0:14.53)	1:23.87 [4] (0:11.84)	1:12.03 [3] (0:12.06)	0:59.97 [3] (0:12.21)	0:47.76 [3] (0:11.92)	0:35.84 [3] (0:11.72)	0:24.12 [5] (0:11.61)	0:12.51 [4] (0:12.51)
Average Speed [km/h]	49.6	60.4	59.8	58.9	60.6	61.1	61.8	57.9
Top Speed [km/h]	60.9	61.1	60.6	59.3	62.1	62.6	63.2	61.0
Avg. Dist. to Rail [m]	1.1	1.0	0.3	0.4	0.1	0.6	1.7	5.8
Avg. Stride Freq. [Hz]	2.2	2.3	2.3	2.3	2.3	2.3	2.4	2.2
Avg. Stride Length [m]	6.2	7.2	7.3	7.2	7.3	7.3	7.3	7.2



- [] Ranking at each section and finish
- .-.- No data available at this section
- NA No data available



Horse/Jockey Name	Wairere Falls
Final Rank	5
Fastest Section Time (Section)	0:11.59 (400m)
Top Speed [km/h] (Section)	63.3 (600m)
Race State	Finished



Doomben QLD Professional
Race 8: LADBROKE IT! Class 6 Handicap - WEIGHTS RAISED
0.5KG - 1600m

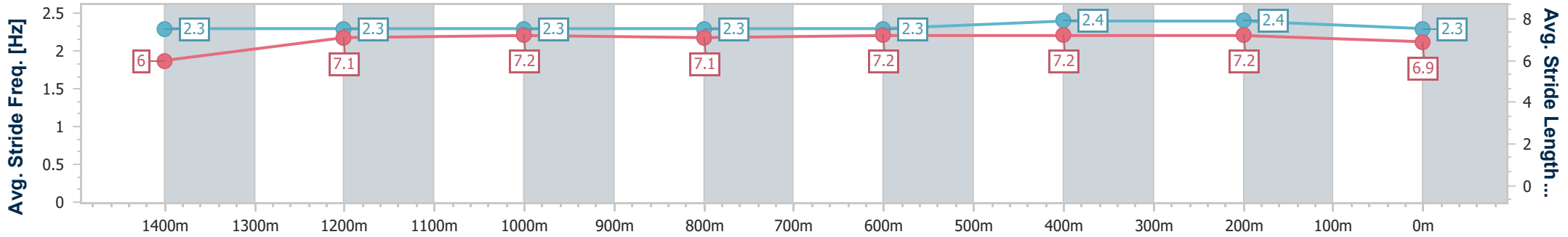
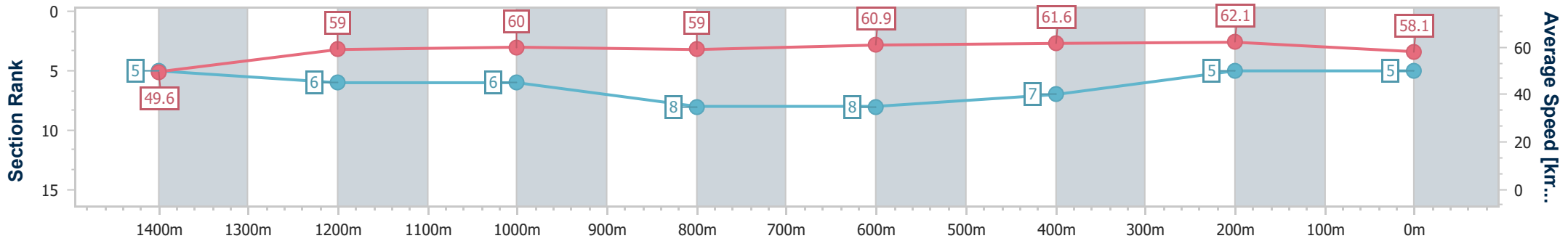
17 August 2024 - 16:29

Track Rating: Soft 7, Weather: Fine, Rail Position: True



BRISBANE
RACING CLUB

Section	Overall	1400m	1200m	1000m	800m	600m	400m	200m
Section Times	1:38.57 [5] (0:14.53)	1:24.04 [5] (0:12.21)	1:11.83 [6] (0:12.00)	0:59.83 [6] (0:12.24)	0:47.59 [8] (0:11.90)	0:35.69 [8] (0:11.62)	0:24.07 [7] (0:11.59)	0:12.48 [5] (0:12.48)
Average Speed [km/h]	49.6	59.0	60.0	59.0	60.9	61.6	62.1	58.1
Top Speed [km/h]	60.4	60.3	61.6	60.2	63.1	63.3	63.2	60.7
Avg. Dist. to Rail [m]	1.1	0.2	1.1	1.5	1.1	0.9	2.7	6.4
Avg. Stride Freq. [Hz]	2.3	2.3	2.3	2.3	2.3	2.4	2.4	2.3
Avg. Stride Length [m]	6.0	7.1	7.2	7.1	7.2	7.2	7.2	6.9



- [] Ranking at each section and finish
- .-.- No data available at this section
- NA No data available



Horse/Jockey Name	Bold Bourbon
Final Rank	6
Fastest Section Time (Section)	0:11.61 (600m)
Top Speed [km/h] (Section)	62.2 (600m)
Race State	Finished



Doomben QLD Professional
Race 8: LADBROKE IT! Class 6 Handicap - WEIGHTS RAISED
0.5KG - 1600m

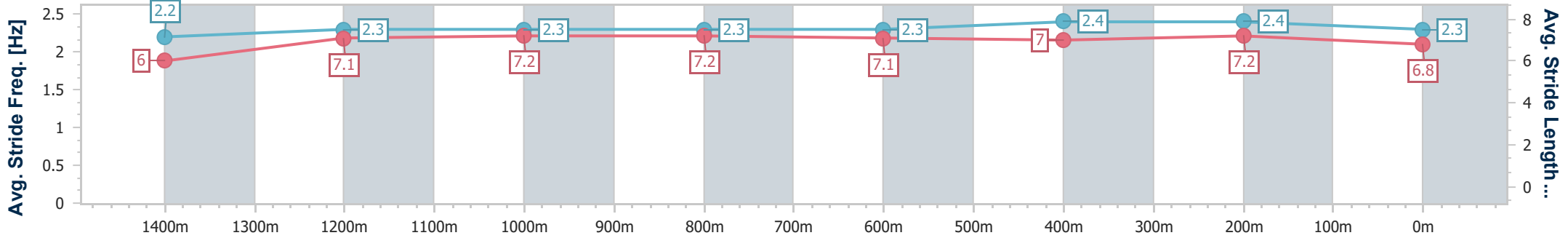
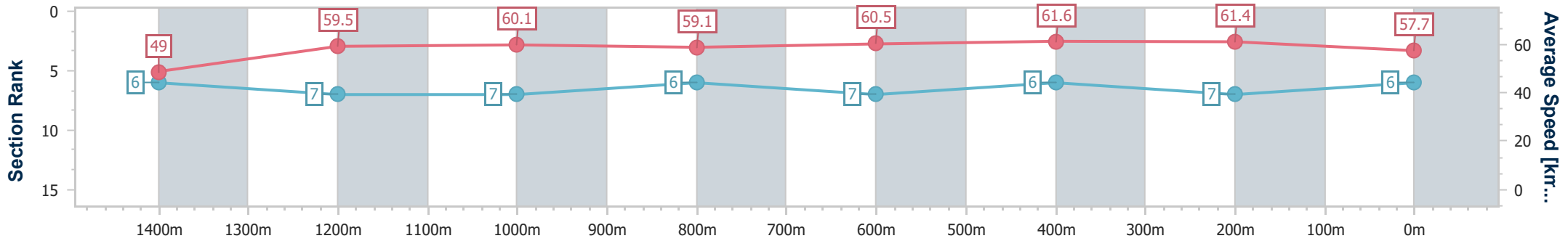
17 August 2024 - 16:29

Track Rating: Soft 7, Weather: Fine, Rail Position: True



BRISBANE
RACING CLUB

Section	Overall	1400m	1200m	1000m	800m	600m	400m	200m
Section Times	1:38.73 [6] (0:14.69)	1:24.04 [6] (0:12.06)	1:11.98 [7] (0:11.99)	0:59.99 [7] (0:12.16)	0:47.83 [6] (0:11.92)	0:35.91 [7] (0:11.61)	0:24.30 [6] (0:11.69)	0:12.61 [7] (0:12.61)
Average Speed [km/h]	49.0	59.5	60.1	59.1	60.5	61.6	61.4	57.7
Top Speed [km/h]	61.0	60.0	61.1	59.8	62.1	62.2	61.9	60.1
Avg. Dist. to Rail [m]	0.5	0.5	0.2	0.4	0.2	1.0	1.3	2.6
Avg. Stride Freq. [Hz]	2.2	2.3	2.3	2.3	2.3	2.4	2.4	2.3
Avg. Stride Length [m]	6.0	7.1	7.2	7.2	7.1	7.0	7.2	6.8



- [] Ranking at each section and finish
- .-.- No data available at this section
- NA No data available



Horse/Jockey Name	Alverdun
Final Rank	7
Fastest Section Time (Section)	0:11.65 (600m)
Top Speed [km/h] (Section)	63.1 (600m)
Race State	Finished



Doomben QLD Professional
Race 8: LADBROKE IT! Class 6 Handicap - WEIGHTS RAISED
0.5KG - 1600m

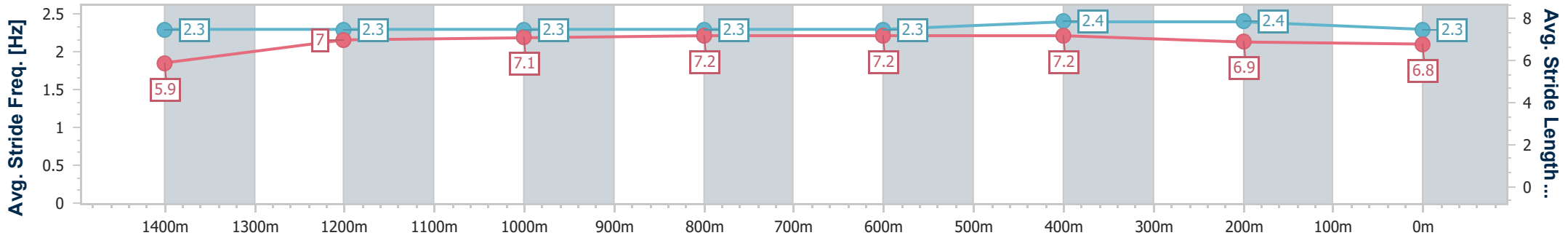
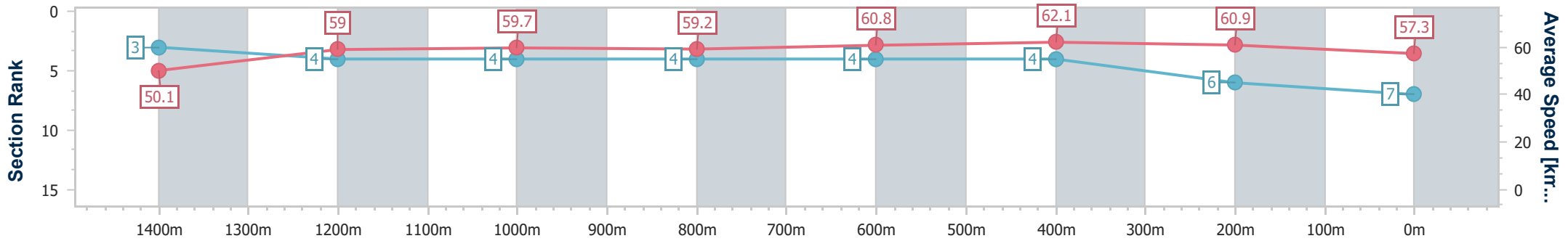
17 August 2024 - 16:29

Track Rating: Soft 7, Weather: Fine, Rail Position: True



BRISBANE
RACING CLUB

Section	Overall	1400m	1200m	1000m	800m	600m	400m	200m
Section Times	1:38.74 [7] (0:14.31)	1:24.43 [3] (0:12.20)	1:12.23 [4] (0:12.06)	1:00.17 [4] (0:12.15)	0:48.02 [4] (0:11.88)	0:36.14 [4] (0:11.65)	0:24.49 [4] (0:11.85)	0:12.64 [6] (0:12.64)
Average Speed [km/h]	50.1	59.0	59.7	59.2	60.8	62.1	60.9	57.3
Top Speed [km/h]	60.7	59.8	60.7	59.9	62.5	63.1	62.2	59.0
Avg. Dist. to Rail [m]	2.5	0.2	0.3	0.3	0.4	0.8	2.9	5.5
Avg. Stride Freq. [Hz]	2.3	2.3	2.3	2.3	2.3	2.4	2.4	2.3
Avg. Stride Length [m]	5.9	7.0	7.1	7.2	7.2	7.2	6.9	6.8



- [] Ranking at each section and finish
- .-.- No data available at this section
- NA No data available



Horse/Jockey Name	Bedford Square
Final Rank	8
Fastest Section Time (Section)	0:11.43 (600m)
Top Speed [km/h] (Section)	64.6 (600m)
Race State	Finished



Doomben QLD Professional
Race 8: LADBROKE IT! Class 6 Handicap - WEIGHTS RAISED
0.5KG - 1600m

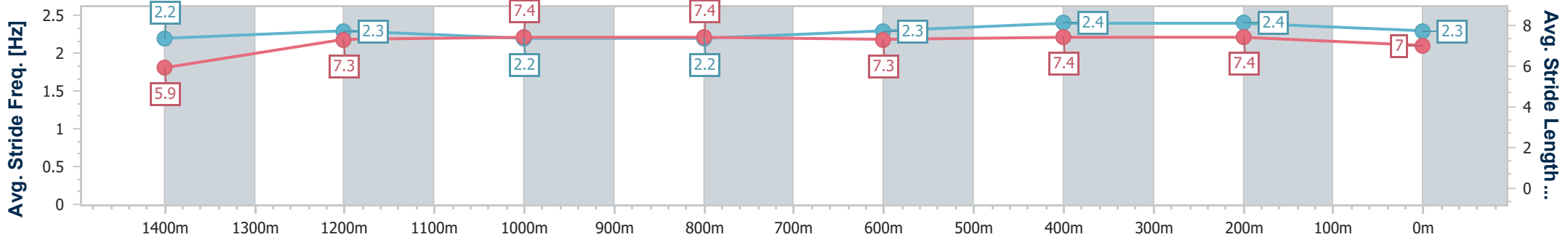
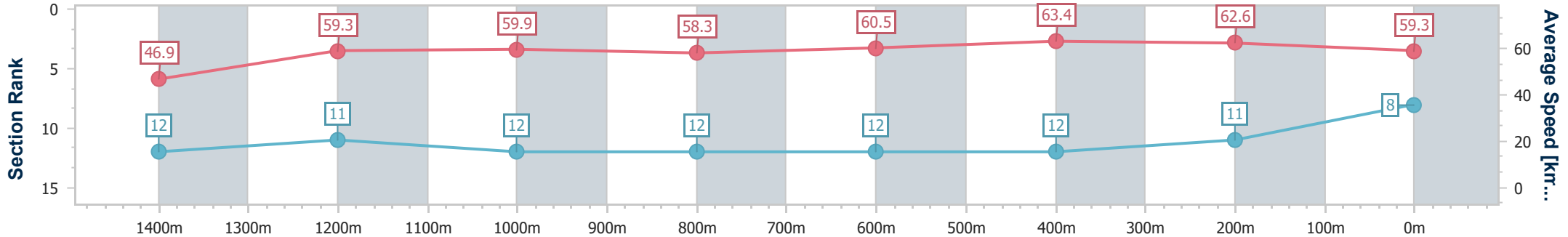
17 August 2024 - 16:29

Track Rating: Soft 7, Weather: Fine, Rail Position: True



BRISBANE
RACING CLUB

Section	Overall	1400m	1200m	1000m	800m	600m	400m	200m
Section Times	1:38.77 [8] (0:15.34)	1:23.43 [12] (0:11.94)	1:11.49 [11] (0:11.99)	0:59.50 [12] (0:12.35)	0:47.15 [12] (0:11.93)	0:35.22 [12] (0:11.43)	0:23.79 [12] (0:11.53)	0:12.26 [11] (0:12.26)
Average Speed [km/h]	46.9	59.3	59.9	58.3	60.5	63.4	62.6	59.3
Top Speed [km/h]	60.5	60.0	61.3	59.6	62.6	64.6	64.1	62.0
Avg. Dist. to Rail [m]	2.6	2.4	1.2	0.4	0.9	1.2	5.2	10.7
Avg. Stride Freq. [Hz]	2.2	2.3	2.2	2.2	2.3	2.4	2.4	2.3
Avg. Stride Length [m]	5.9	7.3	7.4	7.4	7.3	7.4	7.4	7.0



- [] Ranking at each section and finish
- .-.- No data available at this section
- NA No data available



Horse/Jockey Name	Madame Odette
Final Rank	9
Fastest Section Time (Section)	0:11.51 (400m)
Top Speed [km/h] (Section)	64.3 (600m)
Race State	Finished



Doomben QLD Professional
Race 8: LADBROKE IT! Class 6 Handicap - WEIGHTS RAISED
0.5KG - 1600m

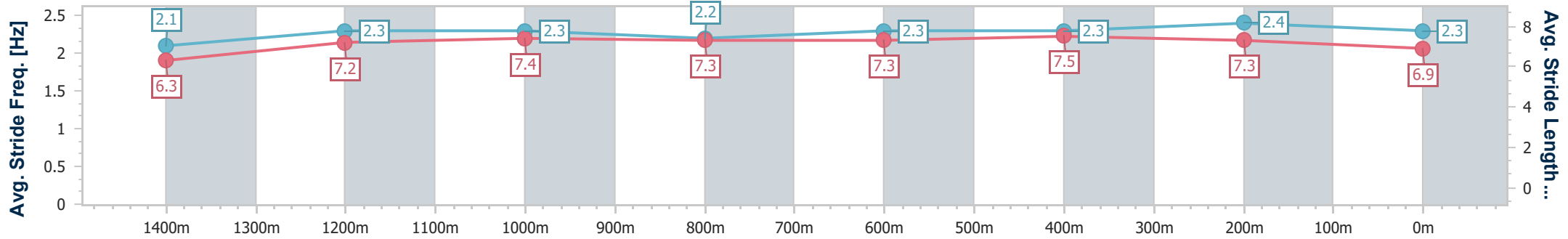
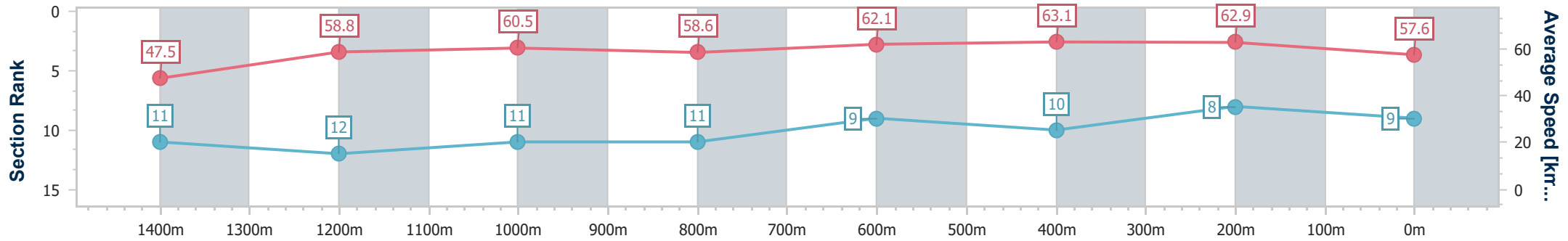


BRISBANE
 RACING CLUB

17 August 2024 - 16:29

Track Rating: Soft 7, Weather: Fine, Rail Position: True

Section	Overall	1400m	1200m	1000m	800m	600m	400m	200m
Section Times	1:38.79 [9] (0:15.17)	1:23.62 [11] (0:12.17)	1:11.45 [12] (0:11.90)	0:59.55 [11] (0:12.31)	0:47.24 [11] (0:11.56)	0:35.68 [9] (0:11.58)	0:24.10 [10] (0:11.51)	0:12.59 [8] (0:12.59)
Average Speed [km/h]	47.5	58.8	60.5	58.6	62.1	63.1	62.9	57.6
Top Speed [km/h]	59.9	60.3	61.4	60.3	64.0	64.3	64.1	61.3
Avg. Dist. to Rail [m]	3.2	0.5	0.4	0.4	0.7	2.3	5.5	9.8
Avg. Stride Freq. [Hz]	2.1	2.3	2.3	2.2	2.3	2.3	2.4	2.3
Avg. Stride Length [m]	6.3	7.2	7.4	7.3	7.3	7.5	7.3	6.9



- [] Ranking at each section and finish
- .-.- No data available at this section
- NA No data available



Horse/Jockey Name	Thesecondatportsea
Final Rank	10
Fastest Section Time (Section)	0:11.51 (600m)
Top Speed [km/h] (Section)	63.4 (600m)
Race State	Finished



Doomben QLD Professional
Race 8: LADBROKE IT! Class 6 Handicap - WEIGHTS RAISED
0.5KG - 1600m

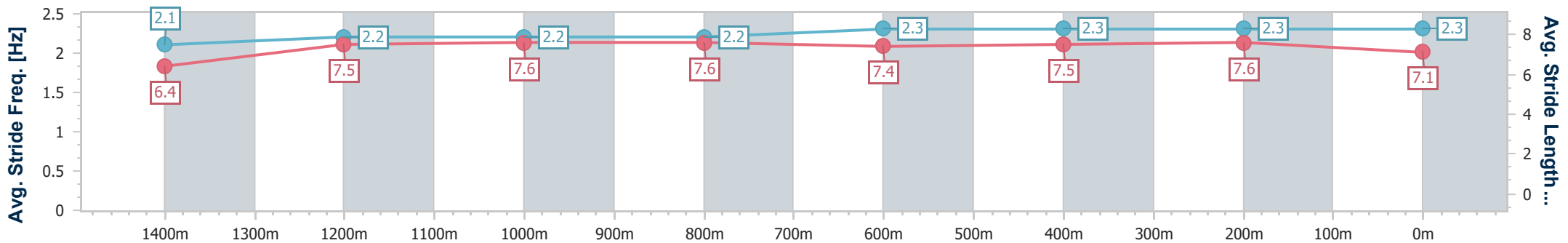
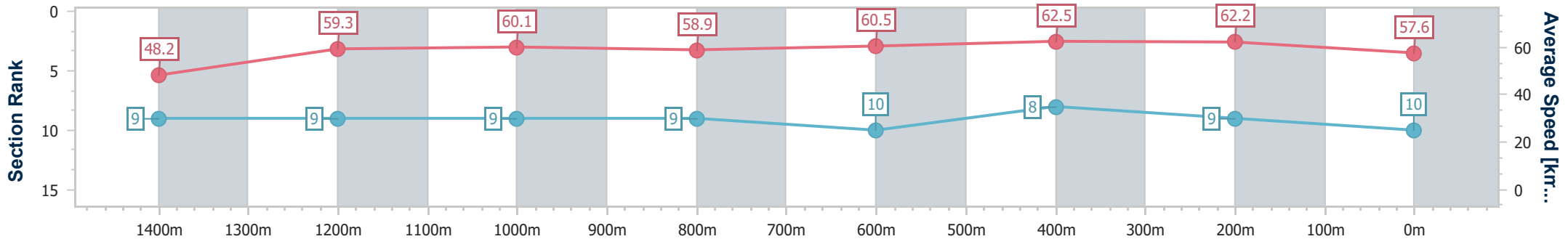
17 August 2024 - 16:29

Track Rating: Soft 7, Weather: Fine, Rail Position: True



BRISBANE
RACING CLUB

Section	Overall	1400m	1200m	1000m	800m	600m	400m	200m
Section Times	1:38.81 [10] (0:14.91)	1:23.90 [9] (0:12.11)	1:11.79 [9] (0:11.99)	0:59.80 [9] (0:12.20)	0:47.60 [9] (0:11.93)	0:35.67 [10] (0:11.51)	0:24.16 [8] (0:11.59)	0:12.57 [9] (0:12.57)
Average Speed [km/h]	48.2	59.3	60.1	58.9	60.5	62.5	62.2	57.6
Top Speed [km/h]	60.5	59.7	60.9	59.6	62.5	63.4	62.8	60.5
Avg. Dist. to Rail [m]	1.8	0.7	0.2	0.2	0.4	0.4	2.7	7.8
Avg. Stride Freq. [Hz]	2.1	2.2	2.2	2.2	2.3	2.3	2.3	2.3
Avg. Stride Length [m]	6.4	7.5	7.6	7.6	7.4	7.5	7.6	7.1



- [] Ranking at each section and finish
- .-.- No data available at this section
- NA No data available



Horse/Jockey Name	Aswaat
Final Rank	11
Fastest Section Time (Section)	0:11.51 (600m)
Top Speed [km/h] (Section)	64.0 (600m)
Race State	Finished



Doomben QLD Professional
Race 8: LADBROKE IT! Class 6 Handicap - WEIGHTS RAISED
0.5KG - 1600m

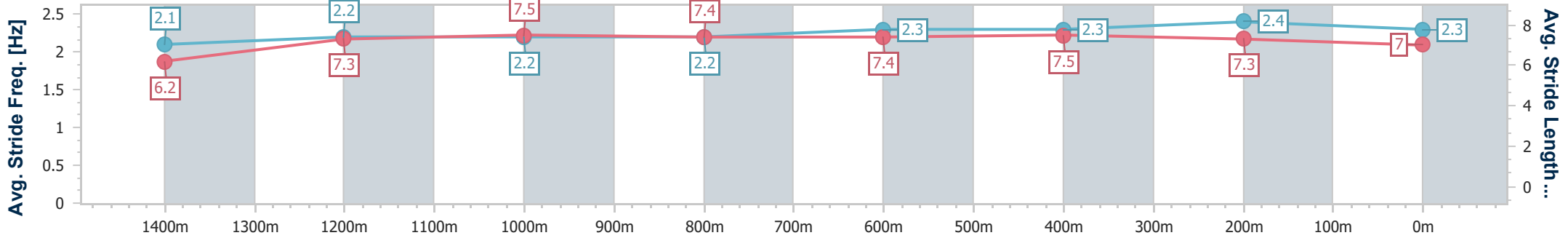
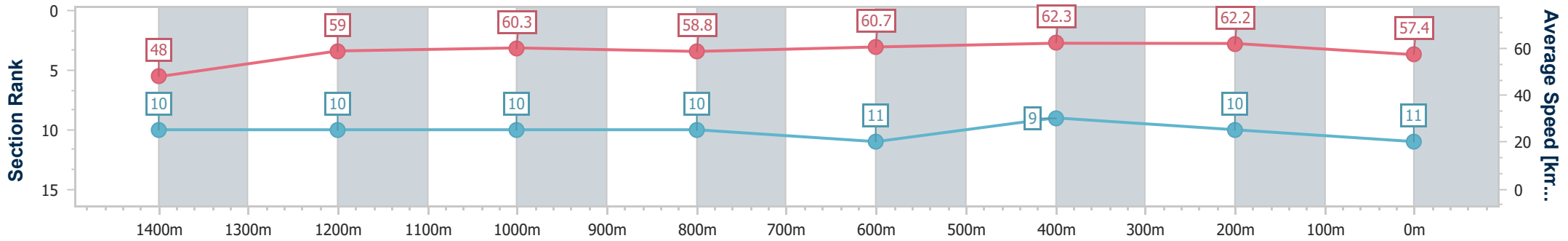
17 August 2024 - 16:29

Track Rating: Soft 7, Weather: Fine, Rail Position: True



BRISBANE
RACING CLUB

Section	Overall	1400m	1200m	1000m	800m	600m	400m	200m
Section Times	1:38.90 [11] (0:15.04)	1:23.86 [10] (0:12.07)	1:11.79 [10] (0:11.92)	0:59.87 [10] (0:12.26)	0:47.61 [10] (0:11.87)	0:35.74 [11] (0:11.51)	0:24.23 [9] (0:11.60)	0:12.63 [10] (0:12.63)
Average Speed [km/h]	48.0	59.0	60.3	58.8	60.7	62.3	62.2	57.4
Top Speed [km/h]	59.5	59.9	61.5	59.7	63.2	64.0	63.5	61.4
Avg. Dist. to Rail [m]	2.6	1.4	1.0	0.6	0.3	0.4	3.2	8.3
Avg. Stride Freq. [Hz]	2.1	2.2	2.2	2.2	2.3	2.3	2.4	2.3
Avg. Stride Length [m]	6.2	7.3	7.5	7.4	7.4	7.5	7.3	7.0



- [] Ranking at each section and finish
- .-.- No data available at this section
- NA No data available



Horse/Jockey Name	Applecross
Final Rank	12
Fastest Section Time (Section)	0:11.86 (1200m)
Top Speed [km/h] (Section)	62.0 (1200m)
Race State	Finished



Doomben QLD Professional
Race 8: LADBROKE IT! Class 6 Handicap - WEIGHTS RAISED
0.5KG - 1600m

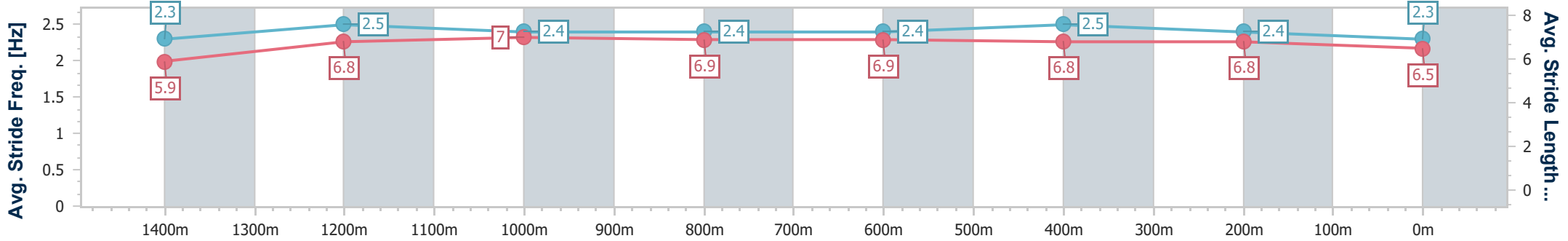
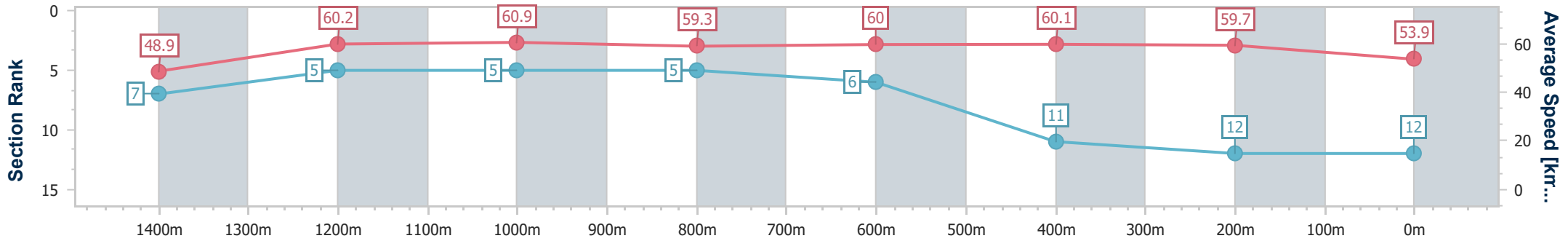


BRISBANE
 RACING CLUB

17 August 2024 - 16:29

Track Rating: Soft 7, Weather: Fine, Rail Position: True

Section	Overall	1400m	1200m	1000m	800m	600m	400m	200m
Section Times	1:40.33 [12] (0:14.72)	1:25.61 [7] (0:12.00)	1:13.61 [5] (0:11.86)	1:01.75 [5] (0:12.16)	0:49.59 [5] (0:12.06)	0:37.53 [6] (0:11.97)	0:25.56 [11] (0:12.09)	0:13.47 [12] (0:13.47)
Average Speed [km/h]	48.9	60.2	60.9	59.3	60.0	60.1	59.7	53.9
Top Speed [km/h]	61.1	61.2	62.0	60.1	61.7	61.6	61.1	58.8
Avg. Dist. to Rail [m]	1.3	0.4	0.9	1.0	0.8	0.4	2.8	5.9
Avg. Stride Freq. [Hz]	2.3	2.5	2.4	2.4	2.4	2.5	2.4	2.3
Avg. Stride Length [m]	5.9	6.8	7.0	6.9	6.9	6.8	6.8	6.5



- [] Ranking at each section and finish
- .-.- No data available at this section
- NA No data available