



# Doomben QLD Professional

## Race 9: ECLIPSE BRISBANE OPEN Handicap - 1110m

17 August 2024 - 17:07



BRISBANE  
RACING CLUB

Track Rating: Soft 7, Weather: Fine, Rail Position: True

Section																
Field Times		Overall	1000m	800m	600m	400m	200m	Last 600m								
		1:05.53 (0:08.33)	0:57.20 (0:10.56)	0:46.64 (0:11.36)	0:35.28 (0:11.46)	0:23.82 (0:11.48)	0:12.34 (0:12.34)	0:35.28								
Rank	TAB	Horse/Jockey	Barrier	Top Speed [km/h]	Fastest Section											
1	15	MY SNOW QUEEN Tahlia Fenlon	2	68.4 1000m	0:08.36 Overall	1:05.53 [1] (0:08.36)	0:57.17 [3] (0:10.81)	0:46.36 [5] (0:11.41)	0:34.95 [6] (0:11.47)	0:23.48 [5] (0:11.37)	0:12.11 [4] (0:12.11)	1:05.53	0:34.95			
2	10	GOLDSBOROUGH Nikita Beriman	18	68.4 1000m	0:08.80 Overall	1:05.53 [2] (0:08.80)	0:56.73 [10] (0:10.91)	0:45.82 [10] (0:11.02)	0:34.80 [9] (0:11.52)	0:23.28 [8] (0:11.22)	0:12.06 [5] (0:12.06)	0.01L	0:34.80	+8		
3	1	BACCHANALIA James Orman	5	66.9 1000m	0:08.57 Overall	1:05.62 [3] (0:08.57)	0:57.05 [7] (0:10.90)	0:46.15 [8] (0:11.20)	0:34.95 [7] (0:11.62)	0:23.33 [9] (0:11.18)	0:12.15 [6] (0:12.15)	0.55L	0:34.95	+9		
4	9	OVIDIUS Ron Stewart	3	68.4 1000m	0:08.38 Overall	1:05.65 [4] (0:08.38)	0:57.27 [4] (0:10.74)	0:46.53 [4] (0:11.36)	0:35.17 [4] (0:11.50)	0:23.67 [3] (0:11.40)	0:12.27 [3] (0:12.27)	0.74L	0:35.17	+6		
5	11	NED'S GULLY Angela Jones	7	67.0 1000m	0:08.64 Overall	1:05.68 [5] (0:08.64)	0:57.04 [8] (0:10.93)	0:46.11 [9] (0:11.33)	0:34.78 [10] (0:11.46)	0:23.32 [10] (0:11.40)	0:11.92 [9] (0:11.92)	0.9L	0:34.78	+12		
6	2	SITUATION ROOM Cejay Graham	4	69.8 1000m	0:08.34 Overall	1:05.68 [6] (0:08.34)	0:57.34 [2] (0:10.61)	0:46.73 [2] (0:11.36)	0:35.37 [3] (0:11.40)	0:23.97 [1] (0:11.48)	0:12.49 [1] (0:12.49)	0.92L	0:35.37	+3		
7	3	HARDWARE LANE Noel Callow	9	69.7 1000m	0:08.73 Overall	1:05.81 [7] (0:08.73)	0:57.08 [9] (0:10.56)	0:46.52 [6] (0:11.28)	0:35.24 [5] (0:11.63)	0:23.61 [6] (0:11.50)	0:12.11 [8] (0:12.11)	1.65L	0:35.24	+7		
8	14	NORTHERN EXPRESS Taylor Marshall	15	69.8 1000m	0:08.48 Overall	1:06.00 [8] (0:08.48)	0:57.52 [5] (0:10.59)	0:46.93 [3] (0:11.23)	0:35.70 [2] (0:11.68)	0:24.02 [4] (0:11.55)	0:12.47 [7] (0:12.47)	2.8L	0:35.70	+14		
9	6	KING KLAUS Dale Smith	8	69.5 1000m	0:08.33 Overall	1:06.44 [9] (0:08.33)	0:58.11 [1] (0:10.56)	0:47.55 [1] (0:11.36)	0:36.19 [1] (0:11.53)	0:24.66 [2] (0:11.58)	0:13.08 [2] (0:13.08)	5.35L	0:36.19	+9		
10	17	EN POINTE Bailey Wheeler	10	67.2 1000m	0:08.49 Overall	1:06.92 [10] (0:08.49)	0:58.43 [6] (0:10.87)	0:47.56 [7] (0:11.32)	0:36.24 [8] (0:11.56)	0:24.68 [7] (0:11.73)	0:12.95 [10] (0:12.95)	8.18L	0:36.24	+11		

Scratched: Hatchet (#8), Hakkai Maru (#16), Pocket Full (#18), Hold On Honey (#5), Vodka Martini (#4), Tectonic Plate (#12), Brereton (#13), Unflinching (#7)

[ ] Ranking at each section and finish  
-:-:- No data available at this section  
NA No data available

SCN Saddle cloth number  
DNF Did not finish  
DNT Did not track



Horse/Jockey Name	My Snow Queen
Final Rank	1
Fastest Section Time (Section)	0:08.36 (Overall)
Top Speed [km/h] (Section)	68.4 (1000m)
Race State	Finished

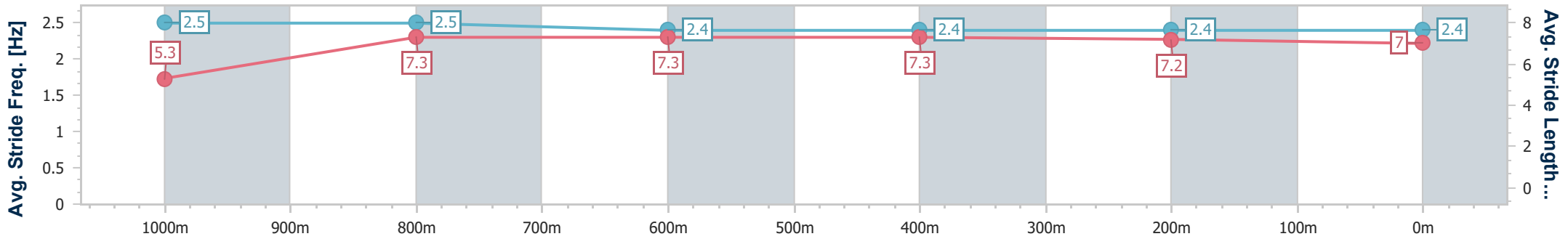
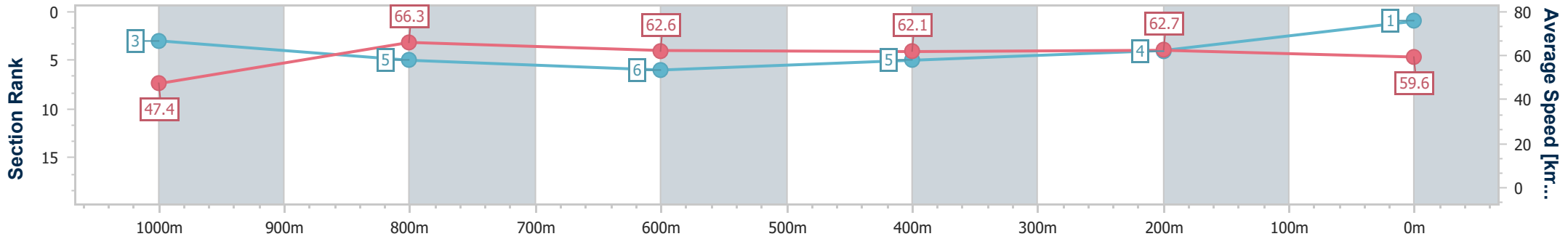


**Doomben QLD Professional**  
**Race 9: ECLIPSE BRISBANE OPEN Handicap - 1110m**  
 17 August 2024 - 17:07  
 Track Rating: Soft 7, Weather: Fine, Rail Position: True



BRISBANE  
RACING CLUB

Section	Overall	1000m	800m	600m	400m	200m
Section Times	1:05.53 [1] (0:08.36)	0:57.17 [3] (0:10.81)	0:46.36 [5] (0:11.41)	0:34.95 [6] (0:11.47)	0:23.48 [5] (0:11.37)	0:12.11 [4]
Average Speed [km/h]	47.4	66.3	62.6	62.1	62.7	59.6
Top Speed [km/h]	64.7	68.4	63.9	64.1	64.5	63.0
Avg. Dist. to Rail [m]	2.0	0.8	1.0	2.0	2.4	2.1
Avg. Stride Freq. [Hz]	2.5	2.5	2.4	2.4	2.4	2.4
Avg. Stride Length [m]	5.3	7.3	7.3	7.3	7.2	7.0



- [ ] Ranking at each section and finish
- .-.- No data available at this section
- NA No data available



Horse/Jockey Name	Goldsborough
Final Rank	2
Fastest Section Time (Section)	0:08.80 (Overall)
Top Speed [km/h] (Section)	68.4 (1000m)
Race State	Finished

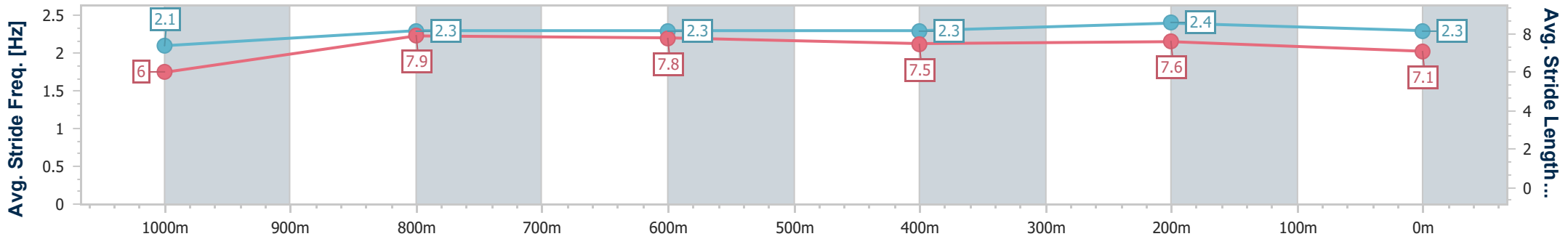
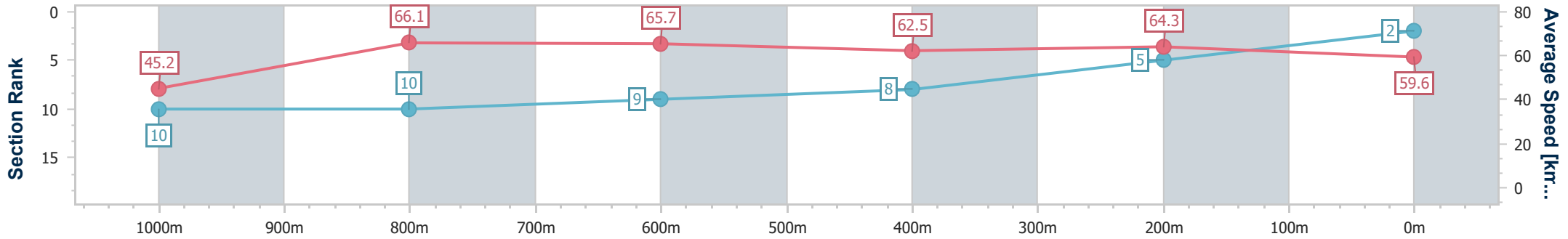


**Doomben QLD Professional**  
**Race 9: ECLIPSE BRISBANE OPEN Handicap - 1110m**  
 17 August 2024 - 17:07  
 Track Rating: Soft 7, Weather: Fine, Rail Position: True



BRISBANE  
RACING CLUB

Section	Overall	1000m	800m	600m	400m	200m
Section Times	1:05.53 [2] (0:08.80)	0:56.73 [10] (0:10.91)	0:45.82 [10] (0:11.02)	0:34.80 [9] (0:11.52)	0:23.28 [8] (0:11.22)	0:12.06 [5] (0:12.06)
Average Speed [km/h]	45.2	66.1	65.7	62.5	64.3	59.6
Top Speed [km/h]	63.5	68.4	66.6	65.2	65.2	62.6
Avg. Dist. to Rail [m]	10.2	1.9	0.8	0.4	0.5	0.8
Avg. Stride Freq. [Hz]	2.1	2.3	2.3	2.3	2.4	2.3
Avg. Stride Length [m]	6.0	7.9	7.8	7.5	7.6	7.1



- [ ] Ranking at each section and finish
- .-.- No data available at this section
- NA No data available



Horse/Jockey Name	Bacchanalia
Final Rank	3
Fastest Section Time (Section)	0:08.57 (Overall)
Top Speed [km/h] (Section)	66.9 (1000m)
Race State	Finished

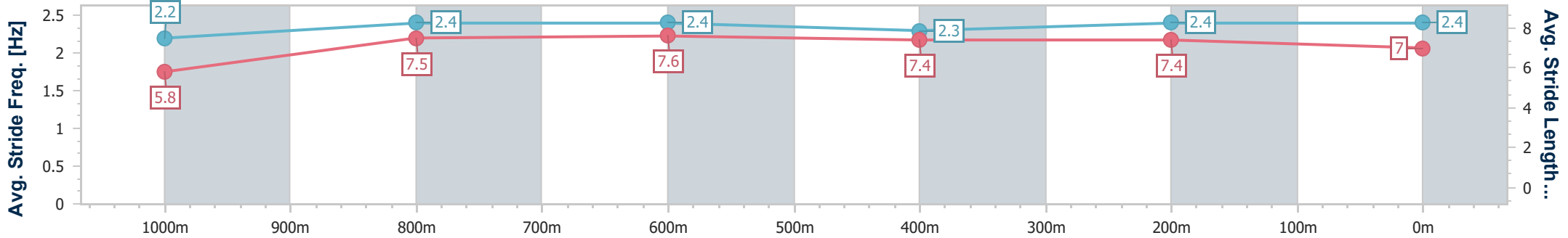
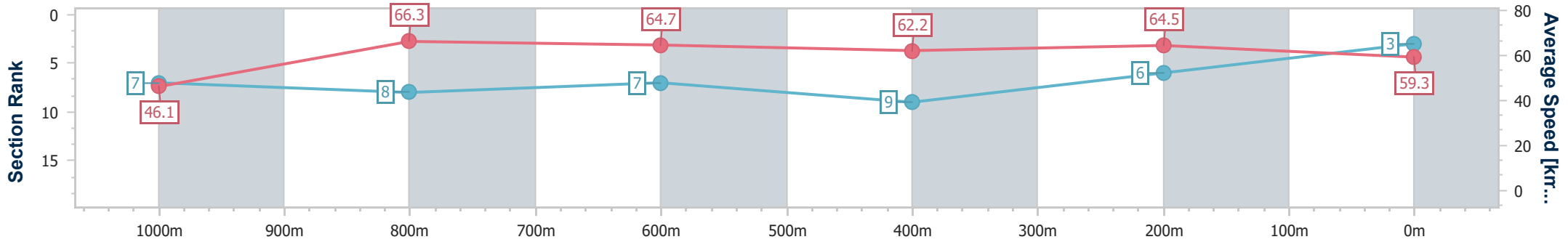


**Doomben QLD Professional**  
**Race 9: ECLIPSE BRISBANE OPEN Handicap - 1110m**  
 17 August 2024 - 17:07  
 Track Rating: Soft 7, Weather: Fine, Rail Position: True



BRISBANE  
RACING CLUB

Section	Overall	1000m	800m	600m	400m	200m
Section Times	1:05.62 [3] (0:08.57)	0:57.05 [7] (0:10.90)	0:46.15 [8] (0:11.20)	0:34.95 [7] (0:11.62)	0:23.33 [9] (0:11.18)	0:12.15 [6]
Average Speed [km/h]	46.1	66.3	64.7	62.2	64.5	59.3
Top Speed [km/h]	65.3	66.9	66.7	63.4	65.6	63.3
Avg. Dist. to Rail [m]	5.2	1.7	1.1	0.7	1.5	4.6
Avg. Stride Freq. [Hz]	2.2	2.4	2.4	2.3	2.4	2.4
Avg. Stride Length [m]	5.8	7.5	7.6	7.4	7.4	7.0



- [ ] Ranking at each section and finish
- .-.-.- No data available at this section
- NA No data available



Horse/Jockey Name	Ovidius
Final Rank	4
Fastest Section Time (Section)	0:08.38 (Overall)
Top Speed [km/h] (Section)	68.4 (1000m)
Race State	Finished

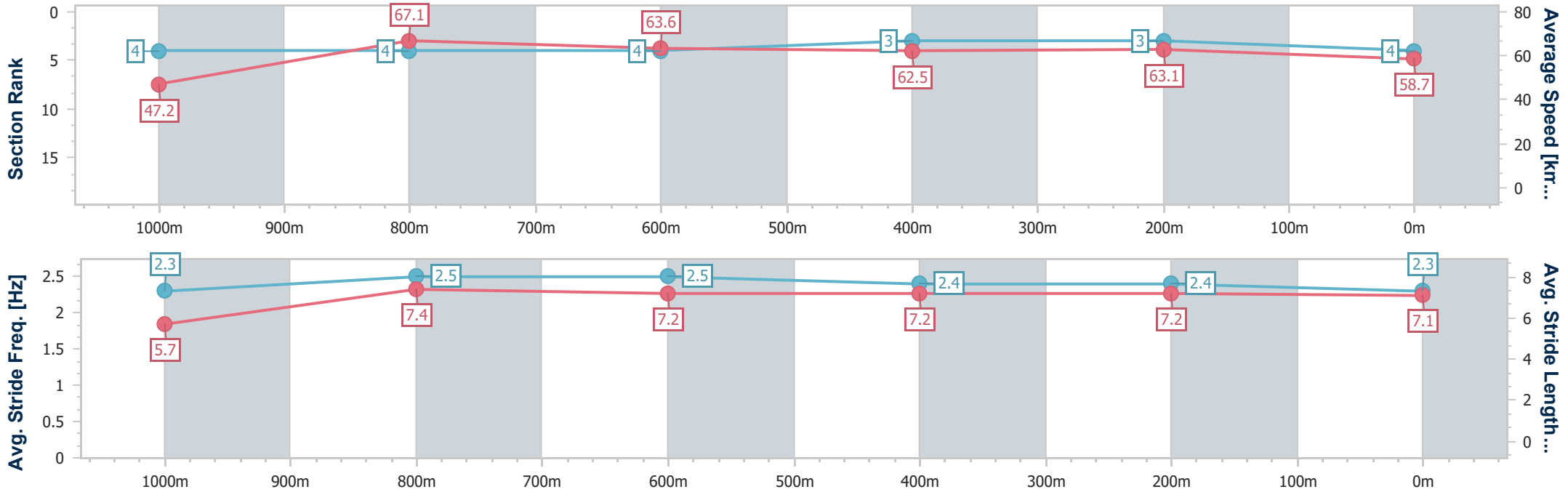


**Doomben QLD Professional**  
**Race 9: ECLIPSE BRISBANE OPEN Handicap - 1110m**  
 17 August 2024 - 17:07  
 Track Rating: Soft 7, Weather: Fine, Rail Position: True



BRISBANE  
RACING CLUB

Section	Overall	1000m	800m	600m	400m	200m
Section Times	1:05.65 [4] (0:08.38)	0:57.27 [4] (0:10.74)	0:46.53 [4] (0:11.36)	0:35.17 [4] (0:11.50)	0:23.67 [3] (0:11.40)	0:12.27 [3] (0:12.27)
Average Speed [km/h]	47.2	67.1	63.6	62.5	63.1	58.7
Top Speed [km/h]	65.0	68.4	67.5	63.9	64.7	61.8
Avg. Dist. to Rail [m]	3.4	0.8	1.1	0.6	1.2	2.0
Avg. Stride Freq. [Hz]	2.3	2.5	2.5	2.4	2.4	2.3
Avg. Stride Length [m]	5.7	7.4	7.2	7.2	7.2	7.1



- [ ] Ranking at each section and finish
- .-.- No data available at this section
- NA No data available



Horse/Jockey Name	Ned's Gully
Final Rank	5
Fastest Section Time (Section)	0:08.64 (Overall)
Top Speed [km/h] (Section)	67.0 (1000m)
Race State	Finished

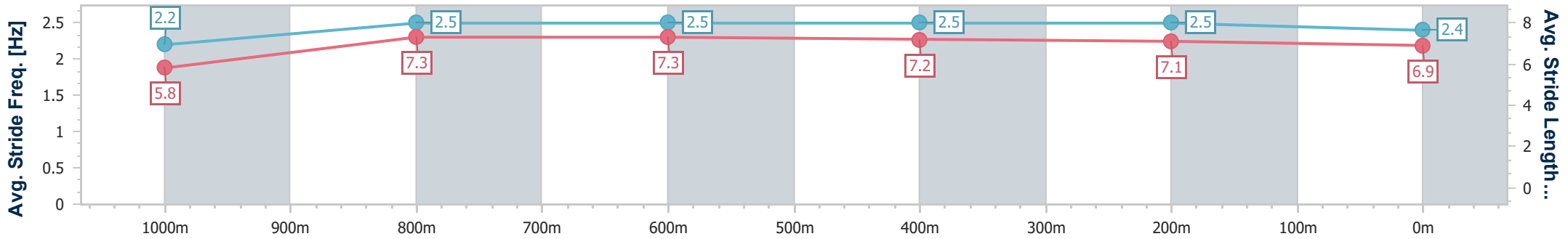
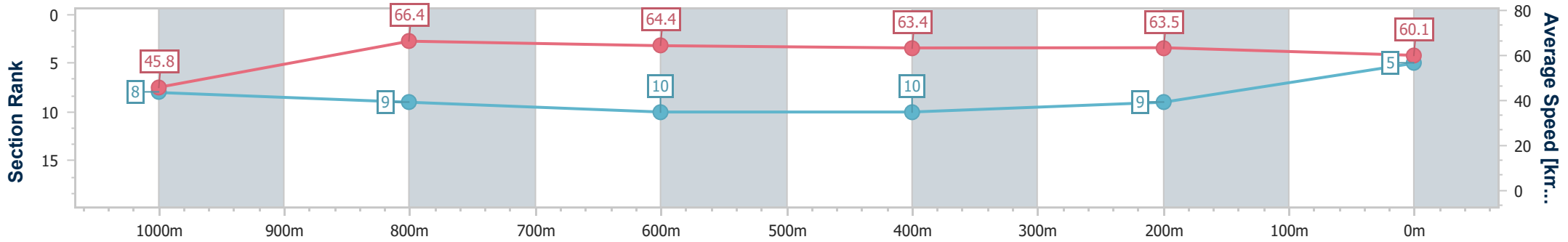


**Doomben QLD Professional**  
**Race 9: ECLIPSE BRISBANE OPEN Handicap - 1110m**  
 17 August 2024 - 17:07  
 Track Rating: Soft 7, Weather: Fine, Rail Position: True



BRISBANE  
RACING CLUB

Section	Overall	1000m	800m	600m	400m	200m
Section Times	1:05.68 [5] (0:08.64)	0:57.04 [8] (0:10.93)	0:46.11 [9] (0:11.33)	0:34.78 [10] (0:11.46)	0:23.32 [10] (0:11.40)	0:11.92 [9]
Average Speed [km/h]	45.8	66.4	64.4	63.4	63.5	60.1
Top Speed [km/h]	65.0	67.0	65.8	64.7	64.4	64.7
Avg. Dist. to Rail [m]	6.8	2.8	2.9	1.3	3.5	3.7
Avg. Stride Freq. [Hz]	2.2	2.5	2.5	2.5	2.5	2.4
Avg. Stride Length [m]	5.8	7.3	7.3	7.2	7.1	6.9



- [ ] Ranking at each section and finish
- .-.-.- No data available at this section
- NA No data available



Horse/Jockey Name	Situation Room
Final Rank	6
Fastest Section Time (Section)	0:08.34 (Overall)
Top Speed [km/h] (Section)	69.8 (1000m)
Race State	Finished

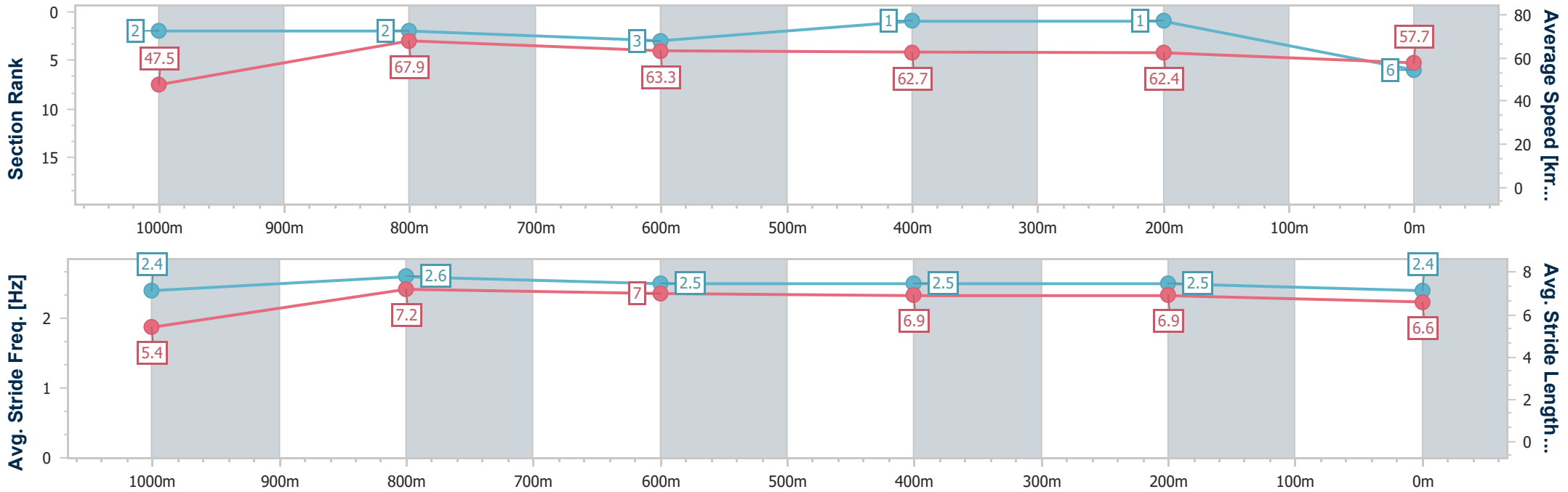


**Doomben QLD Professional**  
**Race 9: ECLIPSE BRISBANE OPEN Handicap - 1110m**  
 17 August 2024 - 17:07  
 Track Rating: Soft 7, Weather: Fine, Rail Position: True



BRISBANE  
RACING CLUB

Section	Overall	1000m	800m	600m	400m	200m
Section Times	1:05.68 [6] (0:08.34)	0:57.34 [2] (0:10.61)	0:46.73 [2] (0:11.36)	0:35.37 [3] (0:11.40)	0:23.97 [1] (0:11.48)	0:12.49 [1] (0:12.49)
Average Speed [km/h]	47.5	67.9	63.3	62.7	62.4	57.7
Top Speed [km/h]	66.4	69.8	65.4	65.6	64.6	62.0
Avg. Dist. to Rail [m]	4.5	0.9	0.2	1.3	2.5	2.3
Avg. Stride Freq. [Hz]	2.4	2.6	2.5	2.5	2.5	2.4
Avg. Stride Length [m]	5.4	7.2	7.0	6.9	6.9	6.6



- [ ] Ranking at each section and finish
- .-.- No data available at this section
- NA No data available



Horse/Jockey Name	Hardware Lane
Final Rank	7
Fastest Section Time (Section)	0:08.73 (Overall)
Top Speed [km/h] (Section)	69.7 (1000m)
Race State	Finished

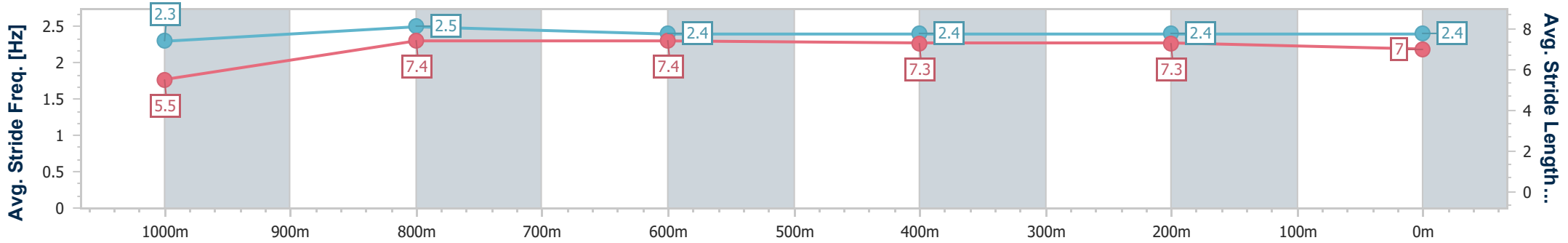
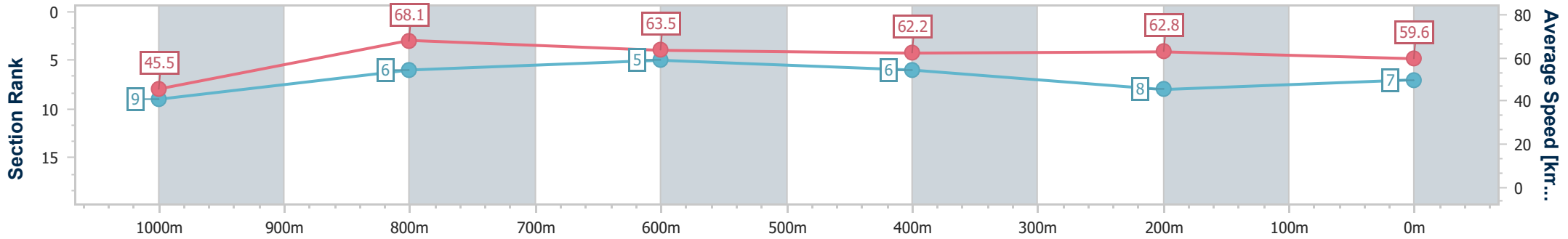


**Doomben QLD Professional**  
**Race 9: ECLIPSE BRISBANE OPEN Handicap - 1110m**  
 17 August 2024 - 17:07  
 Track Rating: Soft 7, Weather: Fine, Rail Position: True



BRISBANE  
RACING CLUB

Section	Overall	1000m	800m	600m	400m	200m
Section Times	1:05.81 [7] (0:08.73)	0:57.08 [9] (0:10.56)	0:46.52 [6] (0:11.28)	0:35.24 [5] (0:11.63)	0:23.61 [6] (0:11.50)	0:12.11 [8]
Average Speed [km/h]	45.5	68.1	63.5	62.2	62.8	59.6
Top Speed [km/h]	66.8	69.7	67.2	63.2	63.8	62.4
Avg. Dist. to Rail [m]	6.2	0.4	0.5	0.4	3.3	4.1
Avg. Stride Freq. [Hz]	2.3	2.5	2.4	2.4	2.4	2.4
Avg. Stride Length [m]	5.5	7.4	7.4	7.3	7.3	7.0



- [ ] Ranking at each section and finish
- .-.-.- No data available at this section
- NA No data available





Horse/Jockey Name	Northern Express
Final Rank	8
Fastest Section Time (Section)	0:08.48 (Overall)
Top Speed [km/h] (Section)	69.8 (1000m)
Race State	Finished

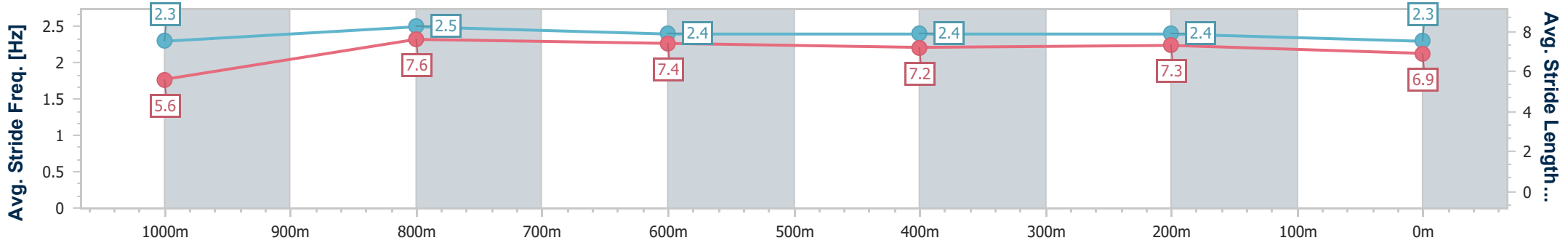
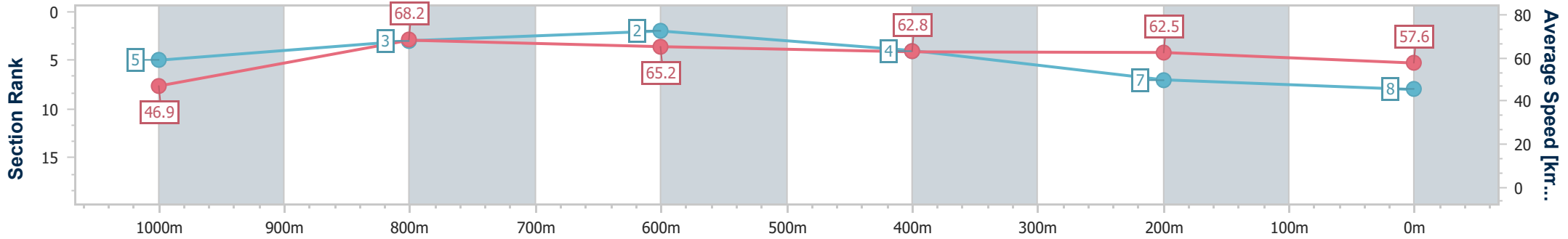


**Doomben QLD Professional**  
**Race 9: ECLIPSE BRISBANE OPEN Handicap - 1110m**  
 17 August 2024 - 17:07  
 Track Rating: Soft 7, Weather: Fine, Rail Position: True



BRISBANE  
RACING CLUB

Section	Overall	1000m	800m	600m	400m	200m
Section Times	1:06.00 [8] (0:08.48)	0:57.52 [5] (0:10.59)	0:46.93 [3] (0:11.23)	0:35.70 [2] (0:11.68)	0:24.02 [4] (0:11.55)	0:12.47 [7]
Average Speed [km/h]	46.9	68.2	65.2	62.8	62.5	57.6
Top Speed [km/h]	66.7	69.8	68.1	63.5	63.4	62.1
Avg. Dist. to Rail [m]	10.2	3.3	3.2	3.0	2.5	4.4
Avg. Stride Freq. [Hz]	2.3	2.5	2.4	2.4	2.4	2.3
Avg. Stride Length [m]	5.6	7.6	7.4	7.2	7.3	6.9



- [ ] Ranking at each section and finish
- .-.- No data available at this section
- NA No data available



Horse/Jockey Name	King Klaus
Final Rank	9
Fastest Section Time (Section)	0:08.33 (Overall)
Top Speed [km/h] (Section)	69.5 (1000m)
Race State	Finished

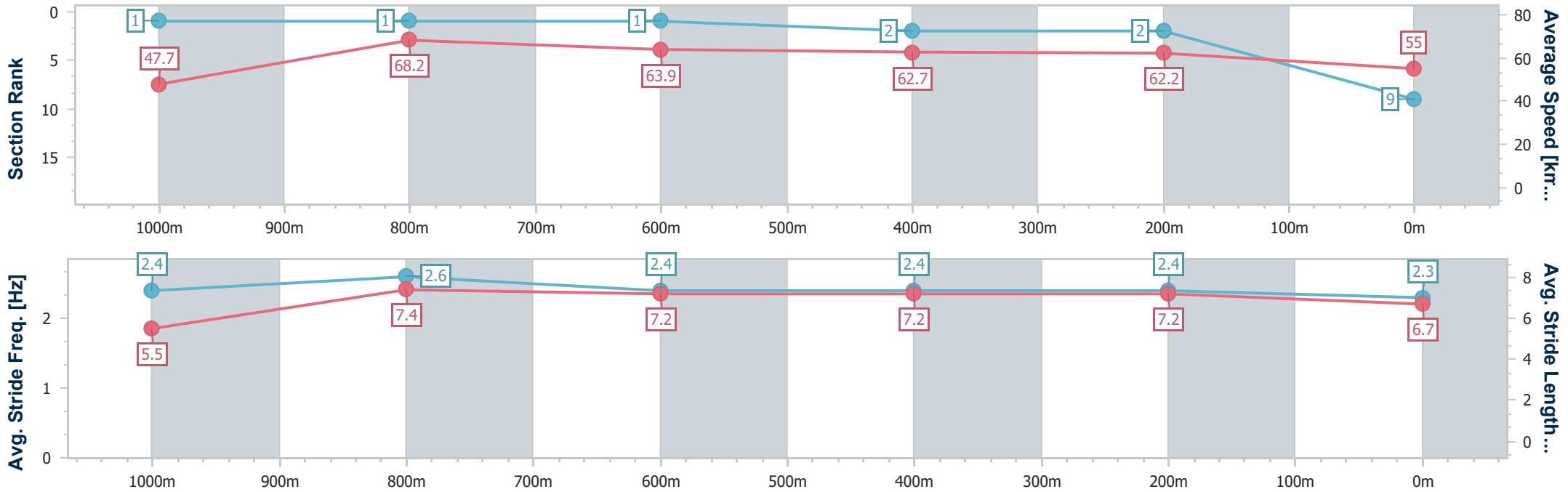


Doomben QLD Professional  
 Race 9: ECLIPSE BRISBANE OPEN Handicap - 1110m  
 17 August 2024 - 17:07  
 Track Rating: Soft 7, Weather: Fine, Rail Position: True



BRISBANE  
RACING CLUB

Section	Overall	1000m	800m	600m	400m	200m
Section Times	1:06.44 [9] (0:08.33)	0:58.11 [1] (0:10.56)	0:47.55 [1] (0:11.36)	0:36.19 [1] (0:11.53)	0:24.66 [2] (0:11.58)	0:13.08 [2] (0:13.08)
Average Speed [km/h]	47.7	68.2	63.9	62.7	62.2	55.0
Top Speed [km/h]	65.0	69.5	66.9	64.4	63.5	61.2
Avg. Dist. to Rail [m]	7.3	1.7	1.5	1.7	1.1	1.5
Avg. Stride Freq. [Hz]	2.4	2.6	2.4	2.4	2.4	2.3
Avg. Stride Length [m]	5.5	7.4	7.2	7.2	7.2	6.7



- [ ] Ranking at each section and finish
- .-.- No data available at this section
- NA No data available



Horse/Jockey Name	En Pointe
Final Rank	10
Fastest Section Time (Section)	0:08.49 (Overall)
Top Speed [km/h] (Section)	67.2 (1000m)
Race State	Finished

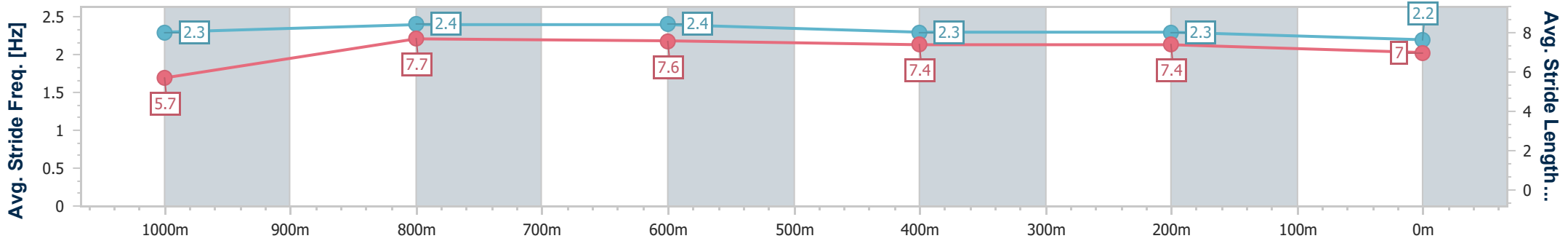
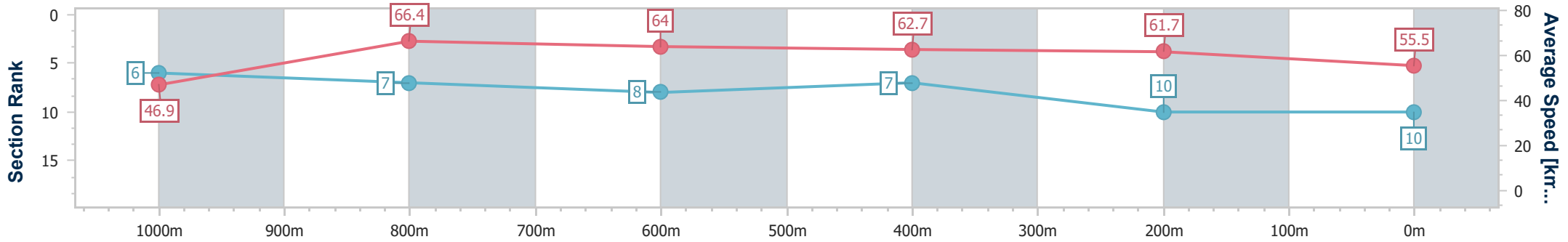


**Doomben QLD Professional**  
**Race 9: ECLIPSE BRISBANE OPEN Handicap - 1110m**  
 17 August 2024 - 17:07  
 Track Rating: Soft 7, Weather: Fine, Rail Position: True



BRISBANE  
RACING CLUB

Section	Overall	1000m	800m	600m	400m	200m
Section Times	1:06.92 [10] (0:08.49)	0:58.43 [6] (0:10.87)	0:47.56 [7] (0:11.32)	0:36.24 [8] (0:11.56)	0:24.68 [7] (0:11.73)	0:12.95 [10] (0:12.95)
Average Speed [km/h]	46.9	66.4	64.0	62.7	61.7	55.5
Top Speed [km/h]	65.4	67.2	66.5	64.2	64.0	59.9
Avg. Dist. to Rail [m]	9.1	2.8	1.7	1.4	3.1	3.6
Avg. Stride Freq. [Hz]	2.3	2.4	2.4	2.3	2.3	2.2
Avg. Stride Length [m]	5.7	7.7	7.6	7.4	7.4	7.0



- [ ] Ranking at each section and finish
- .-.- No data available at this section
- NA No data available