



**Sunshine Coast Poly Track QLD Professional**  
**Race 3: RWC NOOSA & SUNSHINE COAST BENCHMARK 62 Handicap - 2150m**  
**18 August 2024 - 14:04**



Track Rating: Synthetic, Weather: Fine, Rail Position: True

Section														
Field Times														
	Overall	2000m	1800m	1600m	1400m	1200m	1000m	Last 600m						
	2:13.27 (0:11.07)	2:02.20 (0:11.40)	1:50.80 (0:11.71)	1:39.09 (0:12.13)	1:26.96 (0:12.57)	1:14.39 (0:12.71)	1:01.68 (0:12.70)	0:36.20						
Rank	TAB	Horse/Jockey	Barrier	Top Speed [km/h]	Fastest Section									Distance Travelled [m]
1	3	<b>ASHFALL</b> Bailey Wheeler	6	64.1 2000m	0:11.38 2000m	2:13.27 [1] (0:11.60)	2:01.67 [5] (0:11.38)	1:50.29 [6] (0:11.97)	1:38.32 [6] (0:12.12)	1:26.20 [6] (0:12.44)	1:13.76 [6] (0:12.77)	1:00.99 [6] (0:12.69)	0:35.71	
2	9	<b>SON OF SATONO</b> Trudy Thornton	8	64.9 Overall	0:11.07 Overall	2:13.81 [2] (0:11.07)	2:02.74 [1] (0:11.40)	1:51.34 [1] (0:11.71)	1:39.63 [1] (0:12.13)	1:27.50 [1] (0:12.57)	1:14.93 [1] (0:12.71)	1:02.22 [1] (0:12.70)	0:36.74	-8
3	12	<b>WINSTON BLUE</b> Karl Zechner	5	65.1 2000m	0:11.30 2000m	2:14.16 [3] (0:11.85)	2:02.31 [7] (0:11.30)	1:51.01 [7] (0:11.95)	1:39.06 [7] (0:12.14)	1:26.92 [7] (0:12.48)	1:14.44 [7] (0:12.77)	1:01.67 [7] (0:12.71)	0:36.37	-6
4	5	<b>TORQUE LEICA STAR</b> Cody Collis	11	64.9 2000m	0:11.26 2000m	2:14.21 [4] (0:12.23)	2:01.98 [10] (0:11.26)	1:50.72 [9] (0:11.85)	1:38.87 [9] (0:12.10)	1:26.77 [9] (0:12.56)	1:14.21 [9] (0:12.81)	1:01.40 [9] (0:12.63)	0:36.26	-7
5	11	<b>MATSUYAMA</b> Girish Goomany	3	65.3 2000m	0:11.19 2000m	2:14.57 [5] (0:11.63)	2:02.94 [6] (0:11.19)	1:51.75 [5] (0:11.92)	1:39.83 [5] (0:12.11)	1:27.72 [5] (0:12.52)	1:15.20 [5] (0:12.76)	1:02.44 [5] (0:12.66)	0:36.92	-8
6	1	<b>PRINCETON AWARD</b> Damien Thornton	10	63.9 2000m	0:11.47 2000m	2:14.58 [6] (0:12.11)	2:02.47 [9] (0:11.47)	1:51.00 [10] (0:11.90)	1:39.10 [10] (0:12.05)	1:27.05 [10] (0:12.56)	1:14.49 [10] (0:12.76)	1:01.73 [10] (0:12.59)	0:36.66	+1
7	4	<b>LUTON HOO</b> Micheal Hellyer	2	65.3 2000m	0:11.29 2000m	2:14.69 [7] (0:11.36)	2:03.33 [4] (0:11.29)	1:52.04 [4] (0:11.90)	1:40.14 [4] (0:12.29)	1:27.85 [4] (0:12.44)	1:15.41 [4] (0:12.74)	1:02.67 [4] (0:12.68)	0:37.22	+1
8	2	<b>SAVILEO</b> Kyle Wilson-Taylor	7	65.7 2000m	0:11.19 2000m	2:14.92 [8] (0:11.33)	2:03.59 [3] (0:11.19)	1:52.40 [2] (0:11.82)	1:40.58 [2] (0:12.28)	1:28.30 [2] (0:12.47)	1:15.83 [2] (0:12.72)	1:03.11 [2] (0:12.70)	0:37.64	-1
9	6	<b>STRUCK TWICE</b> Sean Cormack	1	64.4 2000m	0:11.25 Overall	2:14.92 [9] (0:11.25)	2:03.67 [2] (0:11.33)	1:52.34 [3] (0:11.87)	1:40.47 [3] (0:12.18)	1:28.29 [3] (0:12.51)	1:15.78 [3] (0:12.70)	1:03.08 [3] (0:12.73)	0:37.46	-8
10	10	<b>SECRET RED</b> Nathan Thomas	9	64.8 2000m	0:11.34 2000m	2:15.24 [10] (0:11.90)	2:03.34 [8] (0:11.34)	1:52.00 [8] (0:11.96)	1:40.04 [8] (0:12.12)	1:27.92 [8] (0:12.48)	1:15.44 [8] (0:12.76)	1:02.68 [8] (0:12.70)	0:37.46	-2

Scratched: Brave Deel (#7), He's Viral (#8)

[ ] Ranking at each section and finish  
 -:-:- No data available at this section  
 NA No data available

SCN Saddle cloth number  
 DNF Did not finish  
 DNT Did not track



**Sunshine Coast Poly Track QLD Professional**  
**Race 3: RWC NOOSA & SUNSHINE COAST BENCHMARK 62 Handicap - 2150m**  
**18 August 2024 - 14:04**



Track Rating: Synthetic, Weather: Fine, Rail Position: True

Section						800m	600m	400m	200m	Last 600m	
Field Times						0:48.98 (0:12.78)	0:36.20 (0:12.40)	0:23.80 (0:11.75)	0:12.05 (0:12.05)	0:36.20	
Rank	TAB	Horse/Jockey	Barrier	Top Speed [km/h]	Fastest Section					Margin	Distance Travelled [m]
1	3	<b>ASHFALL</b> Bailey Wheeler	6	64.1 2000m	0:11.38 2000m	0:48.30 [6] (0:12.59)	0:35.71 [5] (0:12.03)	0:23.68 [2] (0:11.63)	0:12.05 [1] (0:12.05)	2:13.27	0:35.71
2	9	<b>SON OF SATONO</b> Trudy Thornton	8	64.9 Overall	0:11.07 Overall	0:49.52 [1] (0:12.78)	0:36.74 [1] (0:12.40)	0:24.34 [1] (0:11.96)	0:12.38 [2] (0:12.38)	3L	0:36.74 -8
3	12	<b>WINSTON BLUE</b> Karl Zechner	5	65.1 2000m	0:11.30 2000m	0:48.96 [7] (0:12.59)	0:36.37 [8] (0:12.07)	0:24.30 [7] (0:11.79)	0:12.51 [3] (0:12.51)	5L	0:36.37 -6
4	5	<b>TORQUE LEICA STAR</b> Cody Collis	11	64.9 2000m	0:11.26 2000m	0:48.77 [9] (0:12.51)	0:36.26 [10] (0:11.98)	0:24.28 [8] (0:12.02)	0:12.26 [6] (0:12.26)	5.2L	0:36.26 -7
5	11	<b>MATSUYAMA</b> Girish Goomany	3	65.3 2000m	0:11.19 2000m	0:49.78 [5] (0:12.86)	0:36.92 [6] (0:12.16)	0:24.76 [6] (0:12.37)	0:12.39 [9] (0:12.39)	7.2L	0:36.92 -8
6	1	<b>PRINCETON AWARD</b> Damien Thornton	10	63.9 2000m	0:11.47 2000m	0:49.14 [10] (0:12.48)	0:36.66 [9] (0:12.23)	0:24.43 [9] (0:11.97)	0:12.46 [8] (0:12.46)	7.3L	0:36.66 +1
7	4	<b>LUTON HOO</b> Micheal Hellyer	2	65.3 2000m	0:11.29 2000m	0:49.99 [4] (0:12.77)	0:37.22 [4] (0:12.22)	0:25.00 [5] (0:12.08)	0:12.92 [4] (0:12.92)	7.8L	0:37.22 +1
8	2	<b>SAVILEO</b> Kyle Wilson-Taylor	7	65.7 2000m	0:11.19 2000m	0:50.41 [2] (0:12.77)	0:37.64 [2] (0:12.41)	0:25.23 [4] (0:12.32)	0:12.91 [7] (0:12.91)	9.1L	0:37.64 -1
9	6	<b>STRUCK TWICE</b> Sean Cormack	1	64.4 2000m	0:11.25 Overall	0:50.35 [3] (0:12.89)	0:37.46 [3] (0:12.20)	0:25.26 [3] (0:12.20)	0:13.06 [5] (0:13.06)	9.2L	0:37.46 -8
10	10	<b>SECRET RED</b> Nathan Thomas	9	64.8 2000m	0:11.34 2000m	0:49.98 [8] (0:12.52)	0:37.46 [7] (0:12.55)	0:24.91 [10] (0:12.38)	0:12.53 [10] (0:12.53)	11L	0:37.46 -2

Scratched: Brave Deel (#7), He's Viral (#8)

[ ] Ranking at each section and finish  
 -:-:- No data available at this section  
 NA No data available

SCN Saddle cloth number  
 DNF Did not finish  
 DNT Did not track



Horse/Jockey Name	Ashfall
Final Rank	1
Fastest Section Time (Section)	0:11.38 (2000m)
Top Speed [km/h] (Section)	64.1 (2000m)
Race State	Finished



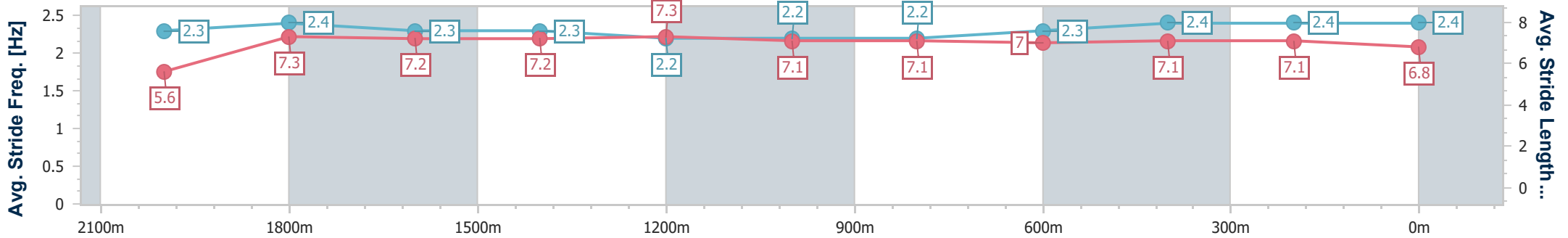
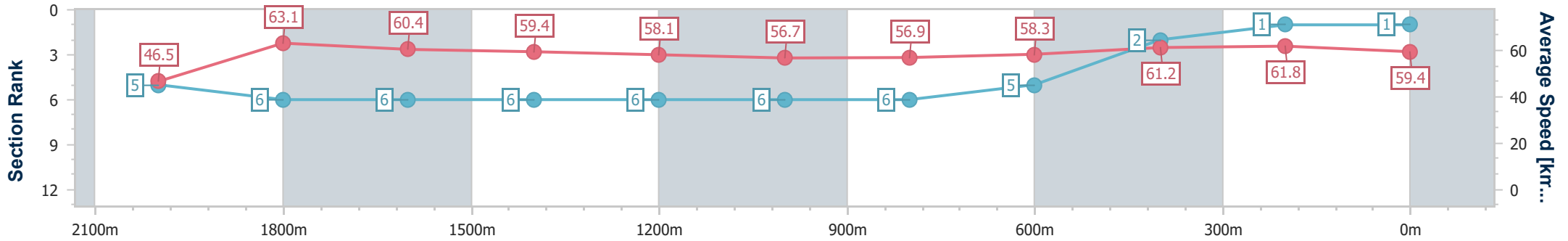
Sunshine Coast Poly Track QLD Professional  
Race 3: RWC NOOSA & SUNSHINE COAST BENCHMARK 62  
Handicap - 2150m



18 August 2024 - 14:04

Track Rating: Synthetic, Weather: Fine, Rail Position: True

Section	Overall	2000m	1800m	1600m	1400m	1200m	1000m	800m	600m	400m	200m
Section Times	2:13.27 [1] (0:11.60)	2:01.67 [5] (0:11.38)	1:50.29 [6] (0:11.97)	1:38.32 [6] (0:12.12)	1:26.20 [6] (0:12.44)	1:13.76 [6] (0:12.77)	1:00.99 [6] (0:12.69)	0:48.30 [6] (0:12.59)	0:35.71 [5] (0:12.03)	0:23.68 [2] (0:11.63)	0:12.05 [1] (0:12.05)
Average Speed [km/h]	46.5	63.1	60.4	59.4	58.1	56.7	56.9	58.3	61.2	61.8	59.4
Top Speed [km/h]	61.1	64.1	62.2	60.3	58.8	58.0	57.6	60.9	62.6	62.8	61.6
Avg. Dist. to Rail [m]	3.3	1.5	0.4	0.4	2.3	2.7	2.7	2.6	3.1	3.6	1.8
Avg. Stride Freq. [Hz]	2.3	2.4	2.3	2.3	2.2	2.2	2.2	2.3	2.4	2.4	2.4
Avg. Stride Length [m]	5.6	7.3	7.2	7.2	7.3	7.1	7.1	7.0	7.1	7.1	6.8



- [ ] Ranking at each section and finish
- .-.- No data available at this section
- NA No data available



Horse/Jockey Name	Son Of Satono
Final Rank	2
Fastest Section Time (Section)	0:11.07 (Overall)
Top Speed [km/h] (Section)	64.9 (Overall)
Race State	Finished



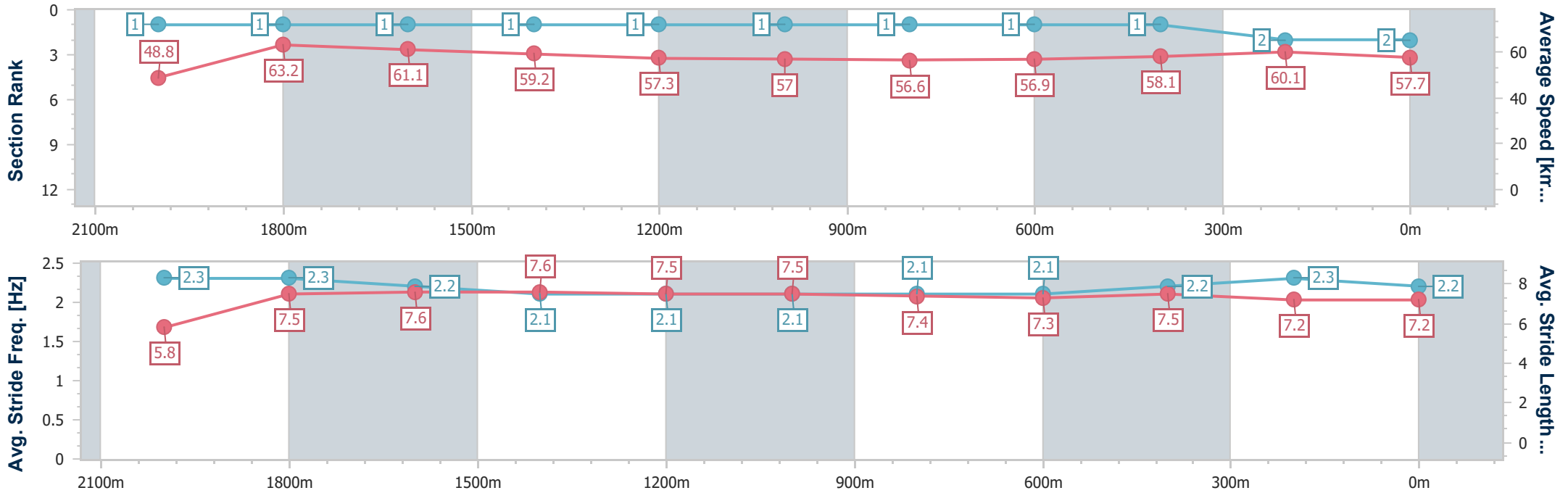
Sunshine Coast Poly Track QLD Professional  
 Race 3: RWC NOOSA & SUNSHINE COAST BENCHMARK 62  
 Handicap - 2150m



18 August 2024 - 14:04

Track Rating: Synthetic, Weather: Fine, Rail Position: True

Section	Overall	2000m	1800m	1600m	1400m	1200m	1000m	800m	600m	400m	200m
Section Times	2:13.81 [2] (0:11.07)	2:02.74 [1] (0:11.40)	1:51.34 [1] (0:11.71)	1:39.63 [1] (0:12.13)	1:27.50 [1] (0:12.57)	1:14.93 [1] (0:12.71)	1:02.22 [1] (0:12.70)	0:49.52 [1] (0:12.78)	0:36.74 [1] (0:12.40)	0:24.34 [1] (0:11.96)	0:12.38 [2] (0:12.38)
Average Speed [km/h]	48.8	63.2	61.1	59.2	57.3	57.0	56.6	56.9	58.1	60.1	57.7
Top Speed [km/h]	64.9	64.5	61.6	60.6	58.4	57.6	57.5	59.1	58.7	61.2	59.4
Avg. Dist. to Rail [m]	5.9	0.5	0.8	0.7	1.3	1.6	1.5	1.1	0.2	0.4	0.1
Avg. Stride Freq. [Hz]	2.3	2.3	2.2	2.1	2.1	2.1	2.1	2.1	2.2	2.3	2.2
Avg. Stride Length [m]	5.8	7.5	7.6	7.6	7.5	7.5	7.4	7.3	7.5	7.2	7.2



- [ ] Ranking at each section and finish
- .-.- No data available at this section
- NA No data available



Horse/Jockey Name	Winston Blue
Final Rank	3
Fastest Section Time (Section)	0:11.30 (2000m)
Top Speed [km/h] (Section)	65.1 (2000m)
Race State	Finished



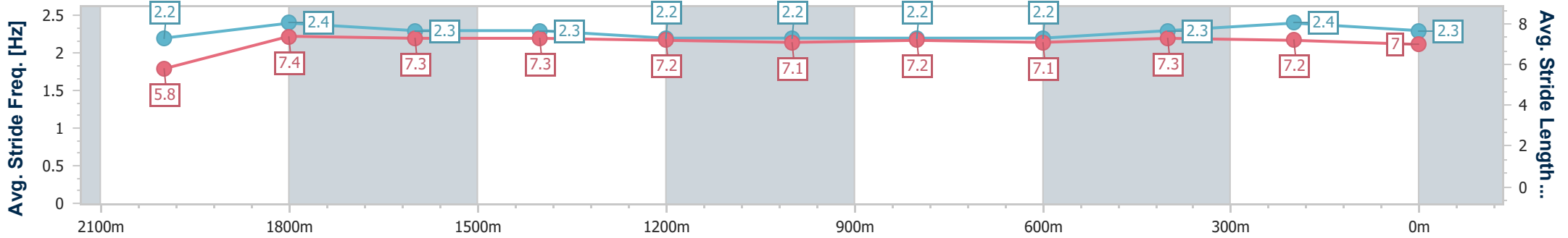
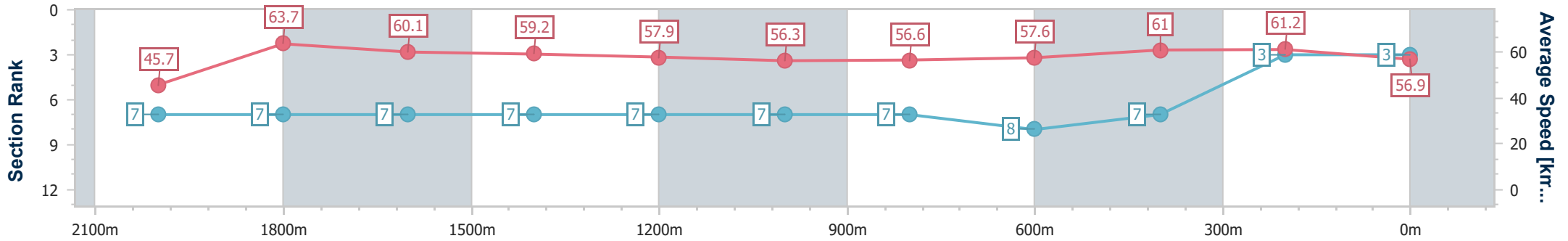
Sunshine Coast Poly Track QLD Professional  
 Race 3: RWC NOOSA & SUNSHINE COAST BENCHMARK 62  
 Handicap - 2150m



18 August 2024 - 14:04

Track Rating: Synthetic, Weather: Fine, Rail Position: True

Section	Overall	2000m	1800m	1600m	1400m	1200m	1000m	800m	600m	400m	200m
Section Times	2:14.16 [3] (0:11.85)	2:02.31 [7] (0:11.30)	1:51.01 [7] (0:11.95)	1:39.06 [7] (0:12.14)	1:26.92 [7] (0:12.48)	1:14.44 [7] (0:12.77)	1:01.67 [7] (0:12.71)	0:48.96 [7] (0:12.59)	0:36.37 [8] (0:12.07)	0:24.30 [7] (0:11.79)	0:12.51 [3] (0:12.51)
Average Speed [km/h]	45.7	63.7	60.1	59.2	57.9	56.3	56.6	57.6	61.0	61.2	56.9
Top Speed [km/h]	62.3	65.1	62.7	60.1	59.2	58.6	57.7	59.9	62.8	63.8	59.6
Avg. Dist. to Rail [m]	3.0	0.7	0.3	0.5	0.8	0.7	0.4	0.9	3.1	4.8	3.7
Avg. Stride Freq. [Hz]	2.2	2.4	2.3	2.3	2.2	2.2	2.2	2.2	2.3	2.4	2.3
Avg. Stride Length [m]	5.8	7.4	7.3	7.3	7.2	7.1	7.2	7.1	7.3	7.2	7.0



- [ ] Ranking at each section and finish
- .-.- No data available at this section
- NA No data available



Horse/Jockey Name	Torque Leica Star
Final Rank	4
Fastest Section Time (Section)	0:11.26 (2000m)
Top Speed [km/h] (Section)	64.9 (2000m)
Race State	Finished



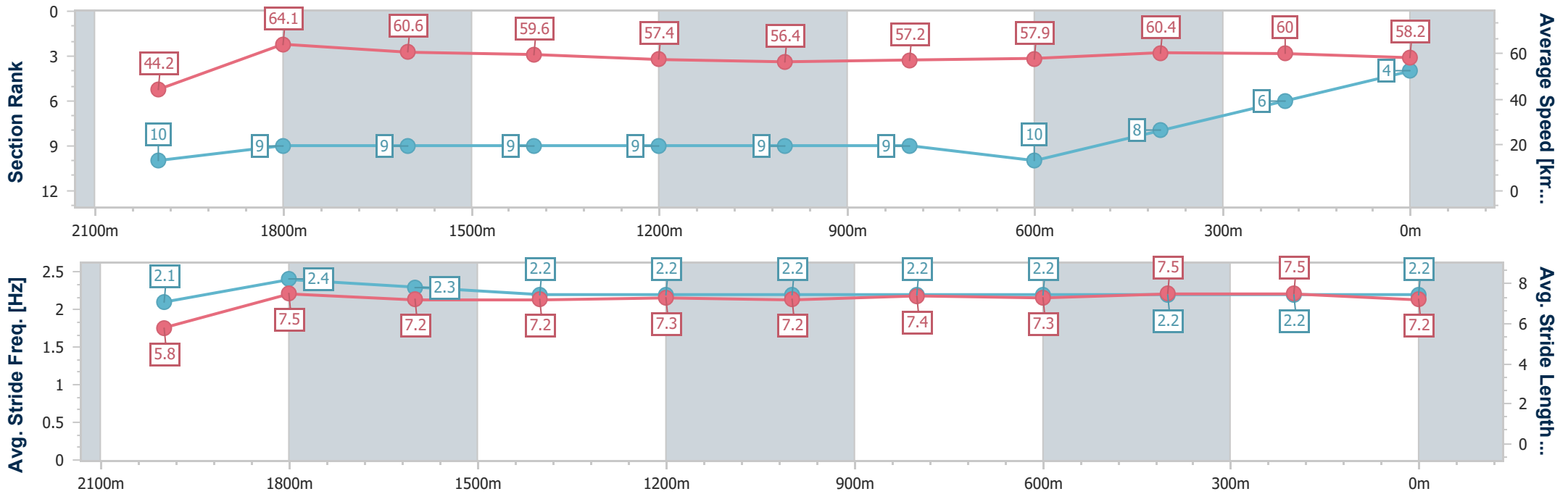
Sunshine Coast Poly Track QLD Professional  
Race 3: RWC NOOSA & SUNSHINE COAST BENCHMARK 62  
Handicap - 2150m



18 August 2024 - 14:04

Track Rating: Synthetic, Weather: Fine, Rail Position: True

Section	Overall	2000m	1800m	1600m	1400m	1200m	1000m	800m	600m	400m	200m
Section Times	2:14.21 [4] (0:12.23)	2:01.98 [10] (0:11.26)	1:50.72 [9] (0:11.85)	1:38.87 [9] (0:12.10)	1:26.77 [9] (0:12.56)	1:14.21 [9] (0:12.81)	1:01.40 [9] (0:12.63)	0:48.77 [9] (0:12.51)	0:36.26 [10] (0:11.98)	0:24.28 [8] (0:12.02)	0:12.26 [6] (0:12.26)
Average Speed [km/h]	44.2	64.1	60.6	59.6	57.4	56.4	57.2	57.9	60.4	60.0	58.2
Top Speed [km/h]	61.5	64.9	63.1	60.5	59.0	58.5	58.2	59.4	61.7	61.8	59.6
Avg. Dist. to Rail [m]	6.7	0.4	0.5	0.4	1.4	1.5	1.5	1.0	1.1	3.0	4.2
Avg. Stride Freq. [Hz]	2.1	2.4	2.3	2.2	2.2	2.2	2.2	2.2	2.2	2.2	2.2
Avg. Stride Length [m]	5.8	7.5	7.2	7.2	7.3	7.2	7.4	7.3	7.5	7.5	7.2



- [ ] Ranking at each section and finish
- .-.- No data available at this section
- NA No data available



Horse/Jockey Name	Matsuyama
Final Rank	5
Fastest Section Time (Section)	0:11.19 (2000m)
Top Speed [km/h] (Section)	65.3 (2000m)
Race State	Finished



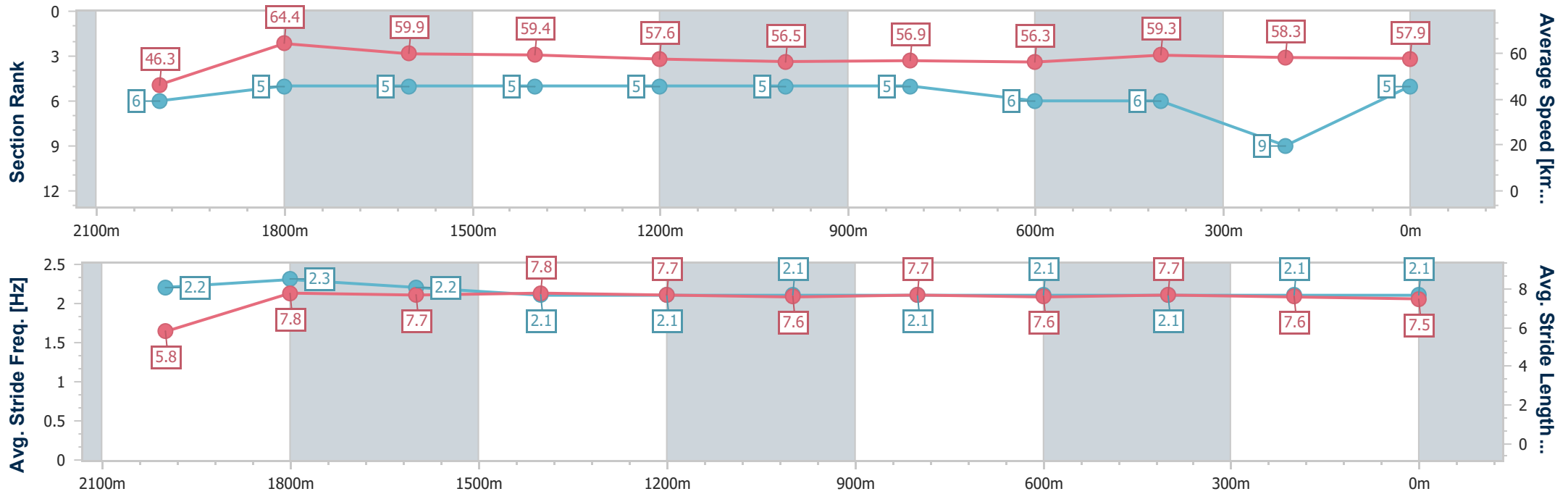
Sunshine Coast Poly Track QLD Professional  
Race 3: RWC NOOSA & SUNSHINE COAST BENCHMARK 62  
Handicap - 2150m



18 August 2024 - 14:04

Track Rating: Synthetic, Weather: Fine, Rail Position: True

Section	Overall	2000m	1800m	1600m	1400m	1200m	1000m	800m	600m	400m	200m
Section Times	2:14.57 [5] (0:11.63)	2:02.94 [6] (0:11.19)	1:51.75 [5] (0:11.92)	1:39.83 [5] (0:12.11)	1:27.72 [5] (0:12.52)	1:15.20 [5] (0:12.76)	1:02.44 [5] (0:12.66)	0:49.78 [5] (0:12.86)	0:36.92 [6] (0:12.16)	0:24.76 [6] (0:12.37)	0:12.39 [9] (0:12.39)
Average Speed [km/h]	46.3	64.4	59.9	59.4	57.6	56.5	56.9	56.3	59.3	58.3	57.9
Top Speed [km/h]	63.5	65.3	62.3	61.1	58.9	58.0	58.3	58.5	59.9	59.4	57.8
Avg. Dist. to Rail [m]	1.8	0.2	1.0	0.8	1.3	1.6	1.7	1.0	0.3	0.4	0.2
Avg. Stride Freq. [Hz]	2.2	2.3	2.2	2.1	2.1	2.1	2.1	2.1	2.1	2.1	2.1
Avg. Stride Length [m]	5.8	7.8	7.7	7.8	7.7	7.6	7.7	7.6	7.7	7.6	7.5



- [ ] Ranking at each section and finish
- .-.- No data available at this section
- NA No data available



Horse/Jockey Name	Princeton Award
Final Rank	6
Fastest Section Time (Section)	0:11.47 (2000m)
Top Speed [km/h] (Section)	63.9 (2000m)
Race State	Finished



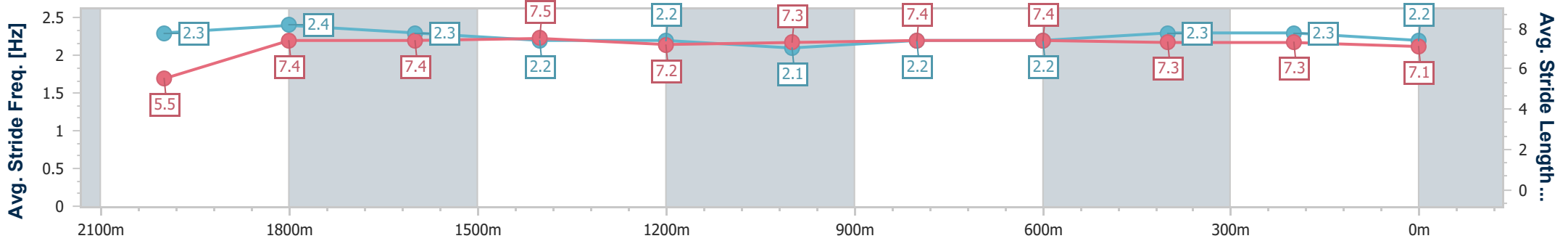
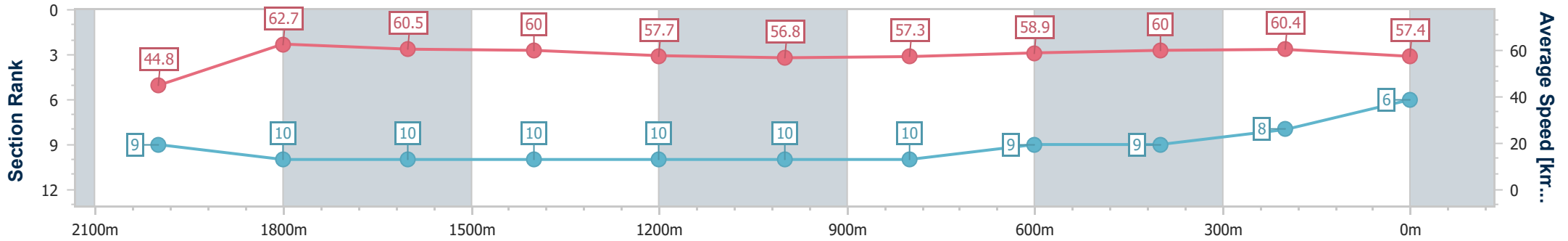
Sunshine Coast Poly Track QLD Professional  
Race 3: RWC NOOSA & SUNSHINE COAST BENCHMARK 62  
Handicap - 2150m



18 August 2024 - 14:04

Track Rating: Synthetic, Weather: Fine, Rail Position: True

Section	Overall	2000m	1800m	1600m	1400m	1200m	1000m	800m	600m	400m	200m
Section Times	2:14.58 [6] (0:12.11)	2:02.47 [9] (0:11.47)	1:51.00 [10] (0:11.90)	1:39.10 [10] (0:12.05)	1:27.05 [10] (0:12.56)	1:14.49 [10] (0:12.76)	1:01.73 [10] (0:12.59)	0:49.14 [10] (0:12.48)	0:36.66 [9] (0:12.23)	0:24.43 [9] (0:11.97)	0:12.46 [8] (0:12.46)
Average Speed [km/h]	44.8	62.7	60.5	60.0	57.7	56.8	57.3	58.9	60.0	60.4	57.4
Top Speed [km/h]	60.7	63.9	62.2	61.1	58.9	58.7	58.3	60.4	60.8	61.2	58.8
Avg. Dist. to Rail [m]	6.1	1.8	0.3	0.7	2.4	2.9	2.9	2.7	3.4	4.8	4.9
Avg. Stride Freq. [Hz]	2.3	2.4	2.3	2.2	2.2	2.1	2.2	2.2	2.3	2.3	2.2
Avg. Stride Length [m]	5.5	7.4	7.4	7.5	7.2	7.3	7.4	7.4	7.3	7.3	7.1



- [ ] Ranking at each section and finish
- .-.- No data available at this section
- NA No data available





Horse/Jockey Name	Luton Hoo
Final Rank	7
Fastest Section Time (Section)	0:11.29 (2000m)
Top Speed [km/h] (Section)	65.3 (2000m)
Race State	Finished



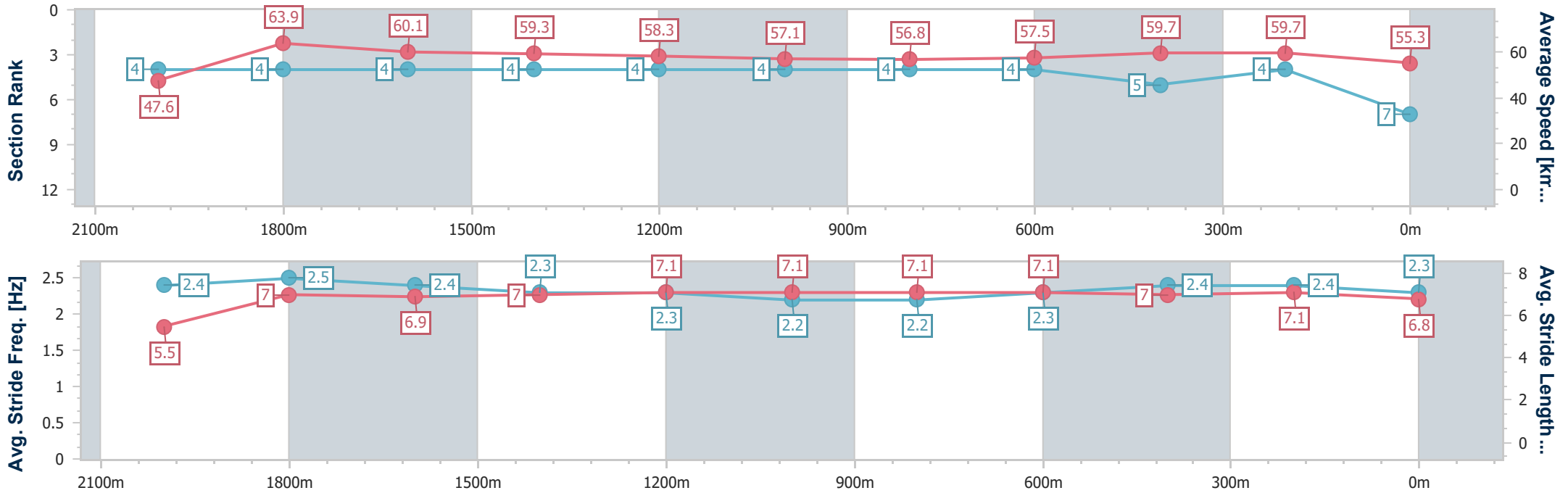
Sunshine Coast Poly Track QLD Professional  
Race 3: RWC NOOSA & SUNSHINE COAST BENCHMARK 62  
Handicap - 2150m



18 August 2024 - 14:04

Track Rating: Synthetic, Weather: Fine, Rail Position: True

Section	Overall	2000m	1800m	1600m	1400m	1200m	1000m	800m	600m	400m	200m
Section Times	2:14.69 [7] (0:11.36)	2:03.33 [4] (0:11.29)	1:52.04 [4] (0:11.90)	1:40.14 [4] (0:12.29)	1:27.85 [4] (0:12.44)	1:15.41 [4] (0:12.74)	1:02.67 [4] (0:12.68)	0:49.99 [4] (0:12.77)	0:37.22 [4] (0:12.22)	0:25.00 [5] (0:12.08)	0:12.92 [4] (0:12.92)
Average Speed [km/h]	47.6	63.9	60.1	59.3	58.3	57.1	56.8	57.5	59.7	59.7	55.3
Top Speed [km/h]	62.2	65.3	62.0	60.1	59.1	57.9	57.6	59.5	61.0	61.5	58.0
Avg. Dist. to Rail [m]	1.0	0.5	0.5	1.7	3.0	3.1	3.1	2.6	2.1	1.9	1.7
Avg. Stride Freq. [Hz]	2.4	2.5	2.4	2.3	2.3	2.2	2.2	2.3	2.4	2.4	2.3
Avg. Stride Length [m]	5.5	7.0	6.9	7.0	7.1	7.1	7.1	7.1	7.0	7.1	6.8



- [ ] Ranking at each section and finish
- .-.- No data available at this section
- NA No data available



Horse/Jockey Name	Savileo
Final Rank	8
Fastest Section Time (Section)	0:11.19 (2000m)
Top Speed [km/h] (Section)	65.7 (2000m)
Race State	Finished



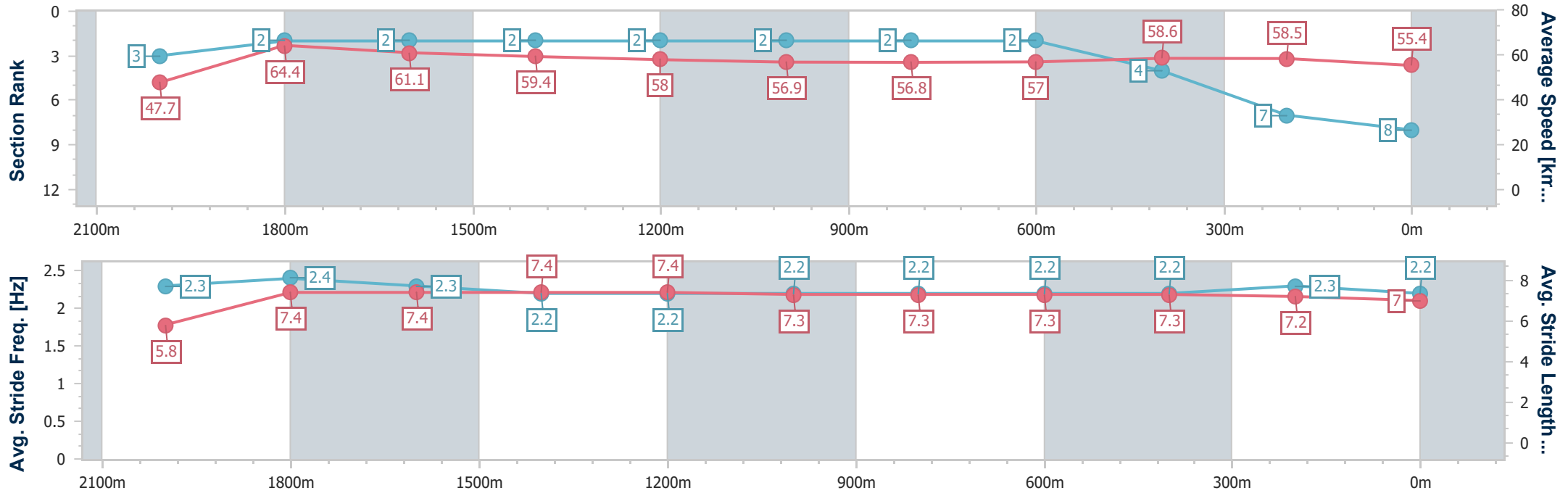
Sunshine Coast Poly Track QLD Professional  
Race 3: RWC NOOSA & SUNSHINE COAST BENCHMARK 62  
Handicap - 2150m



18 August 2024 - 14:04

Track Rating: Synthetic, Weather: Fine, Rail Position: True

Section	Overall	2000m	1800m	1600m	1400m	1200m	1000m	800m	600m	400m	200m
Section Times	2:14.92 [8] (0:11.33)	2:03.59 [3] (0:11.19)	1:52.40 [2] (0:11.82)	1:40.58 [2] (0:12.28)	1:28.30 [2] (0:12.47)	1:15.83 [2] (0:12.72)	1:03.11 [2] (0:12.70)	0:50.41 [2] (0:12.77)	0:37.64 [2] (0:12.41)	0:25.23 [4] (0:12.32)	0:12.91 [7] (0:12.91)
Average Speed [km/h]	47.7	64.4	61.1	59.4	58.0	56.9	56.8	57.0	58.6	58.5	55.4
Top Speed [km/h]	62.6	65.7	63.3	60.2	58.5	57.6	57.8	58.8	59.6	60.2	57.1
Avg. Dist. to Rail [m]	4.8	3.2	1.3	1.4	2.8	2.8	2.5	1.7	1.5	2.4	4.4
Avg. Stride Freq. [Hz]	2.3	2.4	2.3	2.2	2.2	2.2	2.2	2.2	2.2	2.3	2.2
Avg. Stride Length [m]	5.8	7.4	7.4	7.4	7.4	7.3	7.3	7.3	7.3	7.2	7.0



- [ ] Ranking at each section and finish
- .-.- No data available at this section
- NA No data available



Horse/Jockey Name	Struck Twice
Final Rank	9
Fastest Section Time (Section)	0:11.25 (Overall)
Top Speed [km/h] (Section)	64.4 (2000m)
Race State	Finished



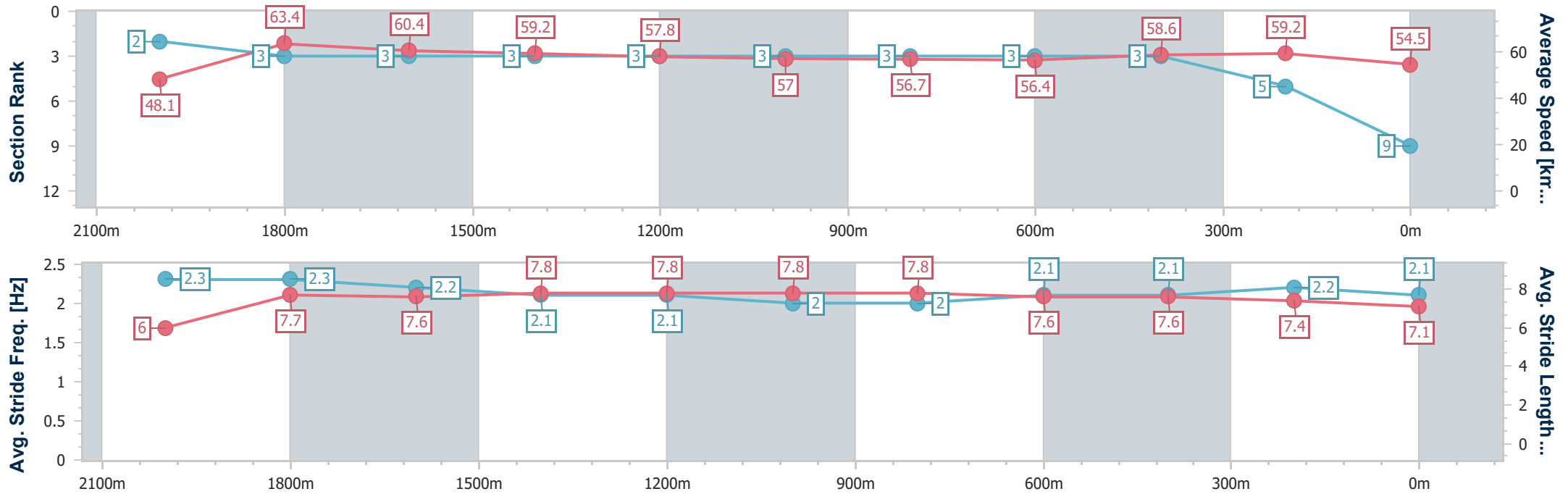
Sunshine Coast Poly Track QLD Professional  
 Race 3: RWC NOOSA & SUNSHINE COAST BENCHMARK 62  
 Handicap - 2150m



18 August 2024 - 14:04

Track Rating: Synthetic, Weather: Fine, Rail Position: True

Section	Overall	2000m	1800m	1600m	1400m	1200m	1000m	800m	600m	400m	200m
Section Times	2:14.92 [9] (0:11.25)	2:03.67 [2] (0:11.33)	1:52.34 [3] (0:11.87)	1:40.47 [3] (0:12.18)	1:28.29 [3] (0:12.51)	1:15.78 [3] (0:12.70)	1:03.08 [3] (0:12.73)	0:50.35 [3] (0:12.89)	0:37.46 [3] (0:12.20)	0:25.26 [3] (0:12.20)	0:13.06 [5] (0:13.06)
Average Speed [km/h]	48.1	63.4	60.4	59.2	57.8	57.0	56.7	56.4	58.6	59.2	54.5
Top Speed [km/h]	63.6	64.4	62.1	61.0	58.4	57.8	57.7	58.7	59.4	59.9	57.2
Avg. Dist. to Rail [m]	0.2	0.4	0.5	0.6	1.5	2.0	1.8	1.1	0.5	0.6	2.1
Avg. Stride Freq. [Hz]	2.3	2.3	2.2	2.1	2.1	2.0	2.0	2.1	2.1	2.2	2.1
Avg. Stride Length [m]	6.0	7.7	7.6	7.8	7.8	7.8	7.8	7.6	7.6	7.4	7.1



- [ ] Ranking at each section and finish
- .-.- No data available at this section
- NA No data available



Horse/Jockey Name	Secret Red
Final Rank	10
Fastest Section Time (Section)	0:11.34 (2000m)
Top Speed [km/h] (Section)	64.8 (2000m)
Race State	Finished



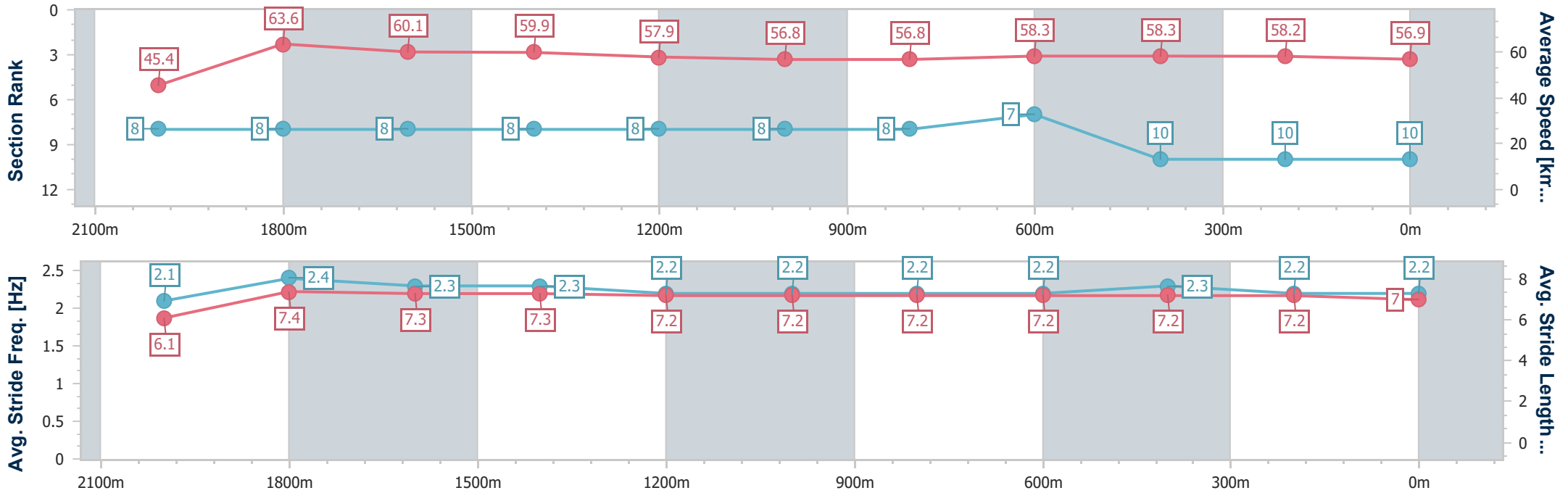
Sunshine Coast Poly Track QLD Professional  
Race 3: RWC NOOSA & SUNSHINE COAST BENCHMARK 62  
Handicap - 2150m



18 August 2024 - 14:04

Track Rating: Synthetic, Weather: Fine, Rail Position: True

Section	Overall	2000m	1800m	1600m	1400m	1200m	1000m	800m	600m	400m	200m
Section Times	2:15.24 [10] (0:11.90)	2:03.34 [8] (0:11.34)	1:52.00 [8] (0:11.96)	1:40.04 [8] (0:12.12)	1:27.92 [8] (0:12.48)	1:15.44 [8] (0:12.76)	1:02.68 [8] (0:12.70)	0:49.98 [8] (0:12.52)	0:37.46 [7] (0:12.55)	0:24.91 [10] (0:12.38)	0:12.53 [10] (0:12.53)
Average Speed [km/h]	45.4	63.6	60.1	59.9	57.9	56.8	56.8	58.3	58.3	58.2	56.9
Top Speed [km/h]	63.1	64.8	62.4	61.0	58.9	58.3	57.6	59.3	59.3	58.8	58.2
Avg. Dist. to Rail [m]	4.4	1.1	0.3	0.9	1.9	1.9	1.7	2.1	2.6	4.2	5.2
Avg. Stride Freq. [Hz]	2.1	2.4	2.3	2.3	2.2	2.2	2.2	2.2	2.3	2.2	2.2
Avg. Stride Length [m]	6.1	7.4	7.3	7.3	7.2	7.2	7.2	7.2	7.2	7.2	7.0



- [ ] Ranking at each section and finish
- .-.- No data available at this section
- NA No data available