



Sunshine Coast Poly Track QLD Professional

Race 5: SUNSHINE COAST HELICOPTERS Class 3 Handicap - 1600m

18 August 2024 - 15:16



Track Rating: Synthetic, Weather: Fine, Rail Position: True

Section		Overall	1400m	1200m	1000m	800m	600m	400m	Last 600m				
Field Times		1:36.00 (0:13.79)	1:22.21 (0:11.51)	1:10.70 (0:11.63)	0:59.07 (0:11.77)	0:47.30 (0:11.97)	0:35.33 (0:11.76)	0:23.57 (0:11.53)	0:35.33				
Rank	TAB Horse/Jockey	Barrier	Top Speed [km/h]	Fastest Section									Distance Travelled [m]
1	4 GOOD LIEUTENANT Kyle Wilson-Taylor	3	64.3 1400m	0:11.51 1400m	1:36.00 [1] (0:13.79)	1:22.21 [1] (0:11.51)	1:10.70 [1] (0:11.63)	0:59.07 [1] (0:11.77)	0:47.30 [1] (0:11.97)	0:35.33 [1] (0:11.76)	0:23.57 [1] (0:11.53)	0:35.33	
2	1 TYNDRUM GOLD Cody Collis	1	63.5 1400m	0:11.49 1400m	1:36.21 [2] (0:14.04)	1:22.17 [3] (0:11.49)	1:10.68 [3] (0:11.72)	0:58.96 [3] (0:11.78)	0:47.18 [4] (0:11.99)	0:35.19 [4] (0:11.75)	0:23.44 [4] (0:11.58)	0:35.19	-1
3	6 MISS MIRIAM Angela Jones	4	64.7 1400m	0:11.49 1400m	1:36.22 [3] (0:13.90)	1:22.32 [2] (0:11.49)	1:10.83 [2] (0:11.67)	0:59.16 [2] (0:11.80)	0:47.36 [2] (0:11.99)	0:35.37 [2] (0:11.79)	0:23.58 [2] (0:11.57)	0:35.37	+8
4	3 WHAT A WEEKEND Bailey Wheeler	5	65.4 1400m	0:11.42 1400m	1:36.91 [4] (0:14.14)	1:22.77 [4] (0:11.42)	1:11.35 [4] (0:11.72)	0:59.63 [4] (0:11.71)	0:47.92 [3] (0:11.89)	0:36.03 [3] (0:11.84)	0:24.19 [3] (0:11.72)	0:36.03	+7
5	9 SET ABLAZE Dale Smith	2	64.9 1400m	0:11.47 1400m	1:37.29 [5] (0:14.62)	1:22.67 [7] (0:11.47)	1:11.20 [5] (0:11.68)	0:59.52 [5] (0:11.60)	0:47.92 [5] (0:11.84)	0:36.08 [5] (0:11.76)	0:24.32 [5] (0:11.90)	0:36.08	+6
6	2 ARTZINO Damien Thornton	11	64.1 1200m	0:11.58 800m	1:37.35 [6] (0:14.73)	1:22.62 [8] (0:11.73)	1:10.89 [8] (0:11.61)	0:59.28 [8] (0:11.67)	0:47.61 [8] (0:11.58)	0:36.03 [7] (0:11.66)	0:24.37 [6] (0:11.85)	0:36.03	+8
7	10 FLYING ROTHE Karl Zechner	10	64.3 1200m	0:11.70 1000m	1:37.74 [7] (0:14.54)	1:23.20 [6] (0:11.71)	1:11.49 [7] (0:11.71)	0:59.78 [7] (0:11.70)	0:48.08 [7] (0:11.76)	0:36.32 [8] (0:11.78)	0:24.54 [7] (0:11.91)	0:36.32	+10
8	8 ROCKED Samantha Collett	8	63.2 1200m	0:11.66 1400m	1:38.20 [8] (0:14.47)	1:23.73 [5] (0:11.66)	1:12.07 [6] (0:11.70)	1:00.37 [6] (0:11.67)	0:48.70 [6] (0:11.81)	0:36.89 [6] (0:11.99)	0:24.90 [8] (0:11.95)	0:36.89	+7

Scratched: Kasear (#11), Luton Hoo (#5), Wanda's Outlaw (#7)

[] Ranking at each section and finish
 -:-:- No data available at this section
 NA No data available

SCN Saddle cloth number
 DNF Did not finish
 DNT Did not track



Sunshine Coast Poly Track QLD Professional
Race 5: SUNSHINE COAST HELICOPTERS Class 3 Handicap - 1600m
 18 August 2024 - 15:16



Track Rating: Synthetic, Weather: Fine, Rail Position: True

Section							200m			Last 600m	
Field Times							0:12.04			0:35.33	
						(0:12.04)					
Rank	TAB	Horse/Jockey	Barrier	Top Speed [km/h]	Fastest Section	Margin				Distance Travelled [m]	
1	4	GOOD LIEUTENANT Kyle Wilson-Taylor	3	64.3 1400m	0:11.51 1400m	0:12.04 [1] (0:12.04)	1:36.00			0:35.33	
2	1	TYNDRUM GOLD Cody Collis	1	63.5 1400m	0:11.49 1400m	0:11.86 [3] (0:11.86)	1L			0:35.19	-1
3	6	MISS MIRIAM Angela Jones	4	64.7 1400m	0:11.49 1400m	0:12.01 [2] (0:12.01)	1.1L			0:35.37	+8
4	3	WHAT A WEEKEND Bailey Wheeler	5	65.4 1400m	0:11.42 1400m	0:12.47 [4] (0:12.47)	5.1L			0:36.03	+7
5	9	SET ABLAZE Dale Smith	2	64.9 1400m	0:11.47 1400m	0:12.42 [6] (0:12.42)	7.1L			0:36.08	+6
6	2	ARTZINO Damien Thornton	11	64.1 1200m	0:11.58 800m	0:12.52 [5] (0:12.52)	7.3L			0:36.03	+8
7	10	FLYING ROTHE Karl Zechner	10	64.3 1200m	0:11.70 1000m	0:12.63 [7] (0:12.63)	9.6L			0:36.32	+10
8	8	ROCKED Samantha Collett	8	63.2 1200m	0:11.66 1400m	0:12.95 [8] (0:12.95)	12.1L			0:36.89	+7

Scratched: Kasear (#11), Luton Hoo (#5), Wanda's Outlaw (#7)

[] Ranking at each section and finish
 -:-:- No data available at this section
 NA No data available

SCN Saddle cloth number
 DNF Did not finish
 DNT Did not track



Horse/Jockey Name	Good Lieutenant
Final Rank	1
Fastest Section Time (Section)	0:11.51 (1400m)
Top Speed [km/h] (Section)	64.3 (1400m)
Race State	Finished



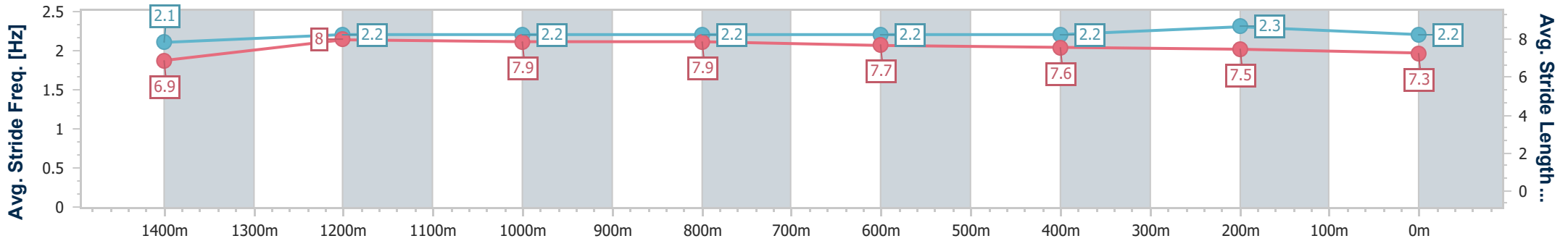
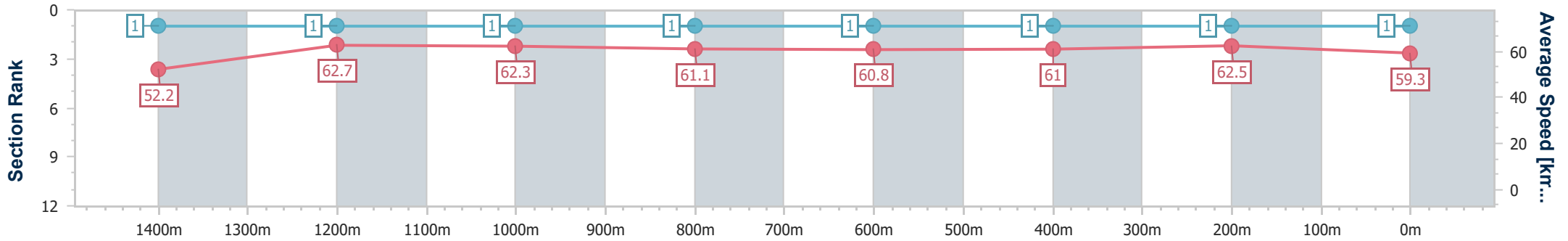
Sunshine Coast Poly Track QLD Professional
 Race 5: SUNSHINE COAST HELICOPTERS Class 3 Handicap - 1600m



18 August 2024 - 15:16

Track Rating: Synthetic, Weather: Fine, Rail Position: True

Section	Overall	1400m	1200m	1000m	800m	600m	400m	200m
Section Times	1:36.00 [1] (0:13.79)	1:22.21 [1] (0:11.51)	1:10.70 [1] (0:11.63)	0:59.07 [1] (0:11.77)	0:47.30 [1] (0:11.97)	0:35.33 [1] (0:11.76)	0:23.57 [1] (0:11.53)	0:12.04 [1] (0:12.04)
Average Speed [km/h]	52.2	62.7	62.3	61.1	60.8	61.0	62.5	59.3
Top Speed [km/h]	62.2	64.3	64.2	62.1	61.6	61.8	63.8	61.5
Avg. Dist. to Rail [m]	2.2	1.4	1.7	1.8	1.2	0.4	0.7	1.1
Avg. Stride Freq. [Hz]	2.1	2.2	2.2	2.2	2.2	2.2	2.3	2.2
Avg. Stride Length [m]	6.9	8.0	7.9	7.9	7.7	7.6	7.5	7.3



- [] Ranking at each section and finish
- .-.- No data available at this section
- NA No data available



Horse/Jockey Name	Tyndrum Gold
Final Rank	2
Fastest Section Time (Section)	0:11.49 (1400m)
Top Speed [km/h] (Section)	63.5 (1400m)
Race State	Finished



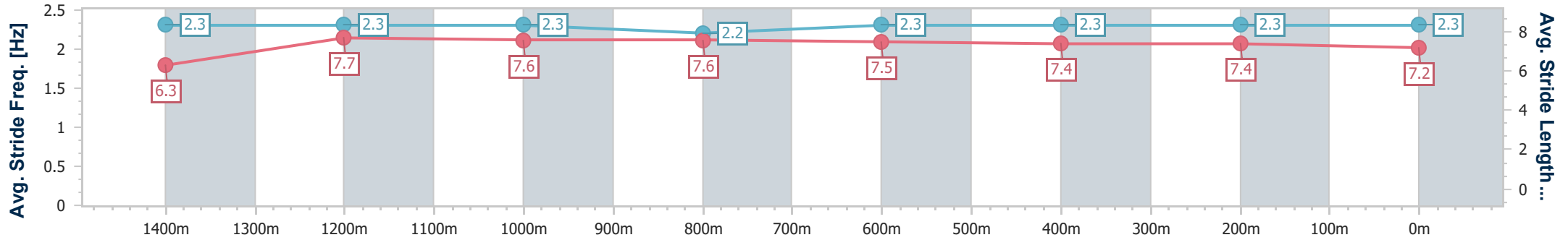
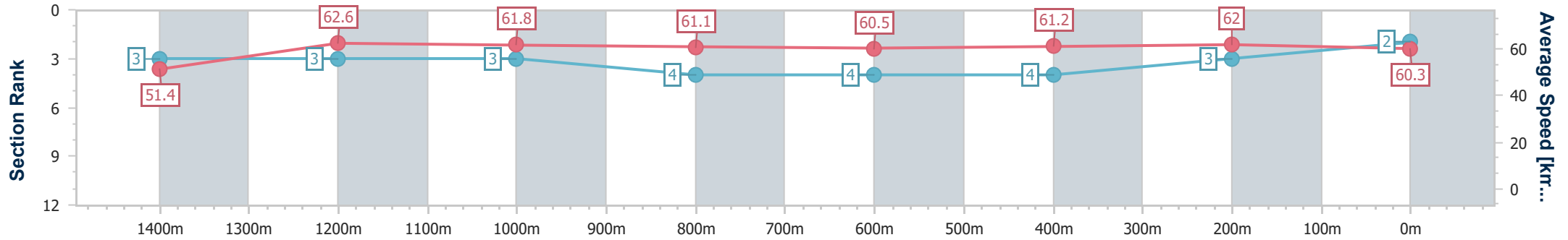
Sunshine Coast Poly Track QLD Professional
 Race 5: SUNSHINE COAST HELICOPTERS Class 3 Handicap - 1600m



18 August 2024 - 15:16

Track Rating: Synthetic, Weather: Fine, Rail Position: True

Section	Overall	1400m	1200m	1000m	800m	600m	400m	200m						
Section Times	1:36.21 [2] (0:14.04)	1:22.17 [3] (0:11.49)	1:10.68 [3] (0:11.72)	0:58.96 [3] (0:11.78)	0:47.18 [4] (0:11.99)	0:35.19 [4] (0:11.75)	0:23.44 [4] (0:11.58)	0:11.86 [3] (0:11.86)						
Average Speed [km/h]	51.4	62.6	61.8	61.1	60.5	61.2	62.0	60.3						
Top Speed [km/h]	62.4	63.5	62.8	62.4	61.9	62.4	63.3	61.8						
Avg. Dist. to Rail [m]	1.4	1.0	1.6	1.7	1.0	0.4	0.4	0.1						
Avg. Stride Freq. [Hz]	2.3	2.3	2.3	2.2	2.3	2.3	2.3	2.3						
Avg. Stride Length [m]	6.3	7.7	7.6	7.6	7.5	7.4	7.4	7.2						



- [] Ranking at each section and finish
- .-.- No data available at this section
- NA No data available



Horse/Jockey Name	Miss Miriam
Final Rank	3
Fastest Section Time (Section)	0:11.49 (1400m)
Top Speed [km/h] (Section)	64.7 (1400m)
Race State	Finished



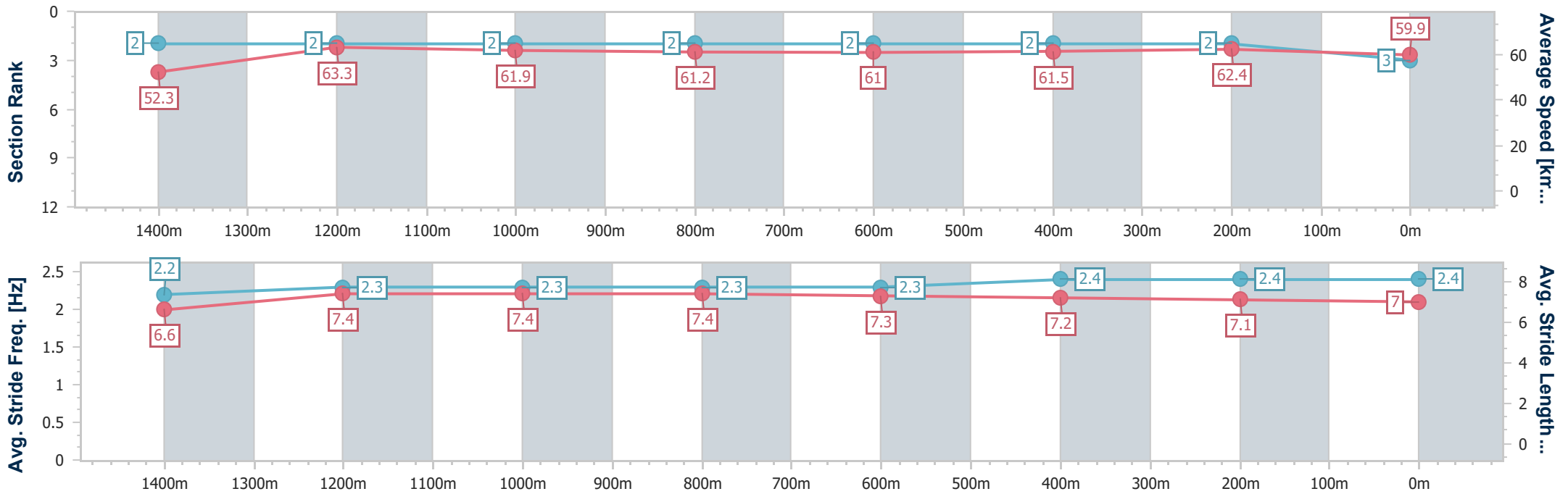
Sunshine Coast Poly Track QLD Professional
 Race 5: SUNSHINE COAST HELICOPTERS Class 3 Handicap - 1600m



18 August 2024 - 15:16

Track Rating: Synthetic, Weather: Fine, Rail Position: True

Section	Overall	1400m	1200m	1000m	800m	600m	400m	200m
Section Times	1:36.22 [3] (0:13.90)	1:22.32 [2] (0:11.49)	1:10.83 [2] (0:11.67)	0:59.16 [2] (0:11.80)	0:47.36 [2] (0:11.99)	0:35.37 [2] (0:11.79)	0:23.58 [2] (0:11.57)	0:12.01 [2] (0:12.01)
Average Speed [km/h]	52.3	63.3	61.9	61.2	61.0	61.5	62.4	59.9
Top Speed [km/h]	62.4	64.7	63.2	62.8	63.2	63.2	63.4	61.3
Avg. Dist. to Rail [m]	3.9	3.1	2.9	2.7	2.2	1.3	1.8	0.9
Avg. Stride Freq. [Hz]	2.2	2.3	2.3	2.3	2.3	2.4	2.4	2.4
Avg. Stride Length [m]	6.6	7.4	7.4	7.4	7.3	7.2	7.1	7.0



- [] Ranking at each section and finish
- .-.- No data available at this section
- NA No data available



Horse/Jockey Name	What A Weekend
Final Rank	4
Fastest Section Time (Section)	0:11.42 (1400m)
Top Speed [km/h] (Section)	65.4 (1400m)
Race State	Finished



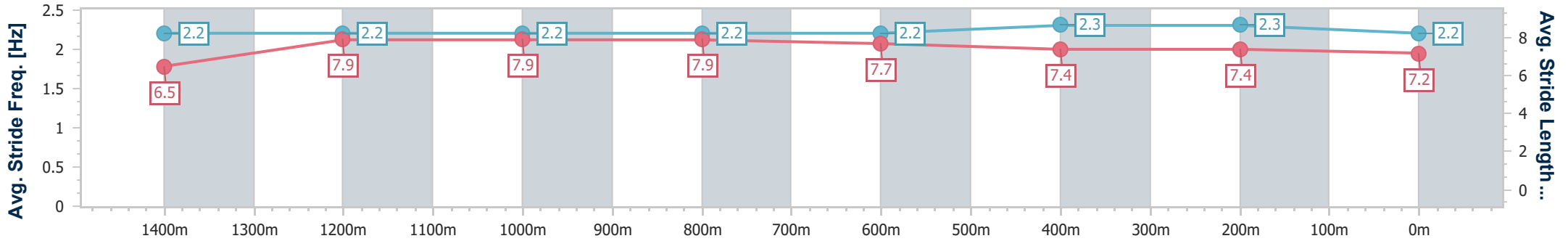
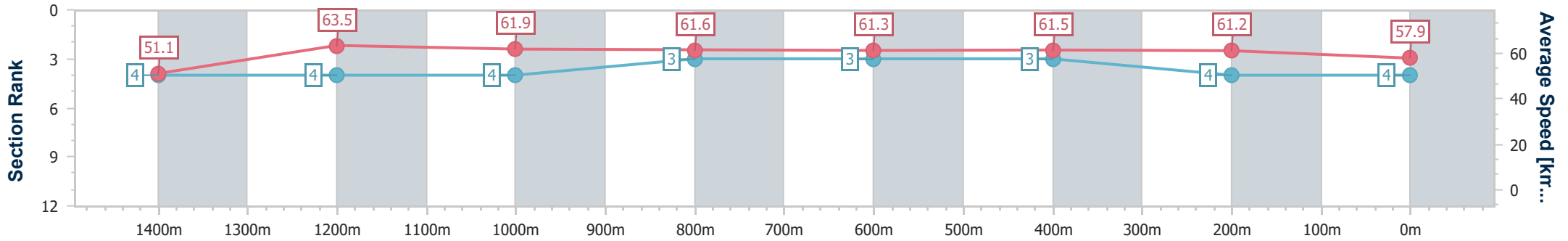
Sunshine Coast Poly Track QLD Professional
 Race 5: SUNSHINE COAST HELICOPTERS Class 3 Handicap - 1600m



18 August 2024 - 15:16

Track Rating: Synthetic, Weather: Fine, Rail Position: True

Section	Overall	1400m	1200m	1000m	800m	600m	400m	200m
Section Times	1:36.91 [4] (0:14.14)	1:22.77 [4] (0:11.42)	1:11.35 [4] (0:11.72)	0:59.63 [4] (0:11.71)	0:47.92 [3] (0:11.89)	0:36.03 [3] (0:11.84)	0:24.19 [3] (0:11.72)	0:12.47 [4] (0:12.47)
Average Speed [km/h]	51.1	63.5	61.9	61.6	61.3	61.5	61.2	57.9
Top Speed [km/h]	63.2	65.4	63.0	62.9	62.6	62.8	62.8	59.5
Avg. Dist. to Rail [m]	3.6	2.5	2.8	2.5	2.0	1.6	2.8	2.4
Avg. Stride Freq. [Hz]	2.2	2.2	2.2	2.2	2.2	2.3	2.3	2.2
Avg. Stride Length [m]	6.5	7.9	7.9	7.9	7.7	7.4	7.4	7.2



- [] Ranking at each section and finish
- .-.- No data available at this section
- NA No data available



Horse/Jockey Name	Set Ablaze
Final Rank	5
Fastest Section Time (Section)	0:11.47 (1400m)
Top Speed [km/h] (Section)	64.9 (1400m)
Race State	Finished



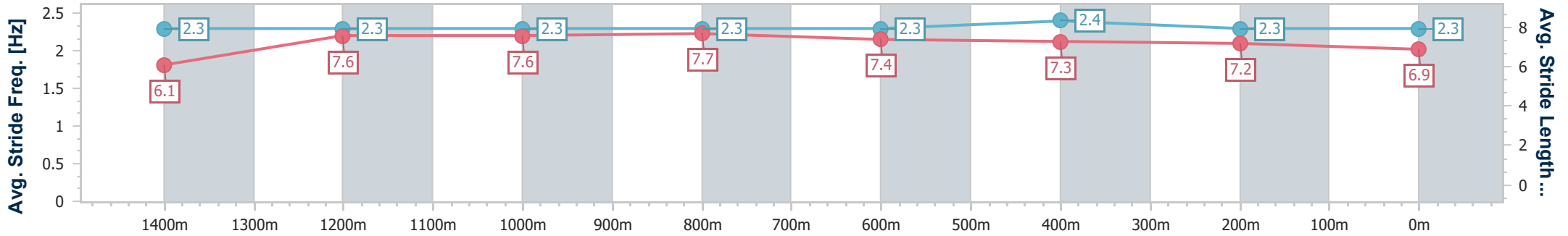
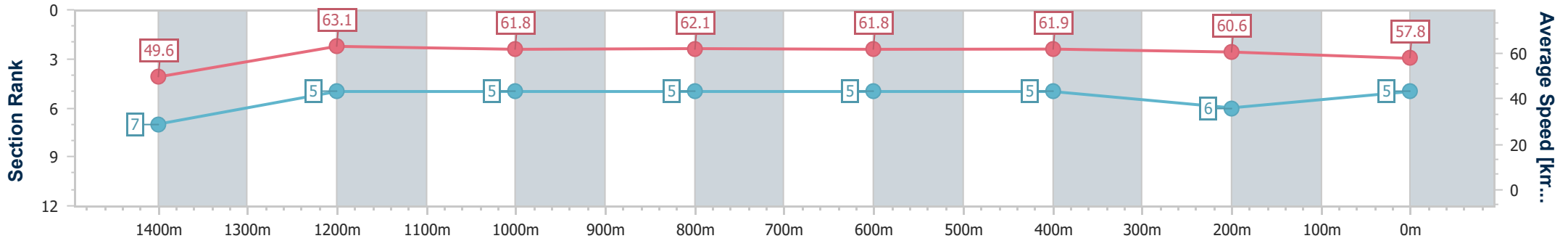
Sunshine Coast Poly Track QLD Professional
 Race 5: SUNSHINE COAST HELICOPTERS Class 3 Handicap - 1600m



18 August 2024 - 15:16

Track Rating: Synthetic, Weather: Fine, Rail Position: True

Section	Overall	1400m	1200m	1000m	800m	600m	400m	200m						
Section Times	1:37.29 [5] (0:14.62)	1:22.67 [7] (0:11.47)	1:11.20 [5] (0:11.68)	0:59.52 [5] (0:11.60)	0:47.92 [5] (0:11.84)	0:36.08 [5] (0:11.76)	0:24.32 [5] (0:11.90)	0:12.42 [6] (0:12.42)						
Average Speed [km/h]	49.6	63.1	61.8	62.1	61.8	61.9	60.6	57.8						
Top Speed [km/h]	61.2	64.9	63.3	62.6	63.9	63.9	61.1	60.4						
Avg. Dist. to Rail [m]	2.3	1.9	1.8	2.0	2.1	1.8	3.9	4.9						
Avg. Stride Freq. [Hz]	2.3	2.3	2.3	2.3	2.3	2.4	2.3	2.3						
Avg. Stride Length [m]	6.1	7.6	7.6	7.7	7.4	7.3	7.2	6.9						



- [] Ranking at each section and finish
- .-.- No data available at this section
- NA No data available



Horse/Jockey Name	Artzino
Final Rank	6
Fastest Section Time (Section)	0:11.58 (800m)
Top Speed [km/h] (Section)	64.1 (1200m)
Race State	Finished



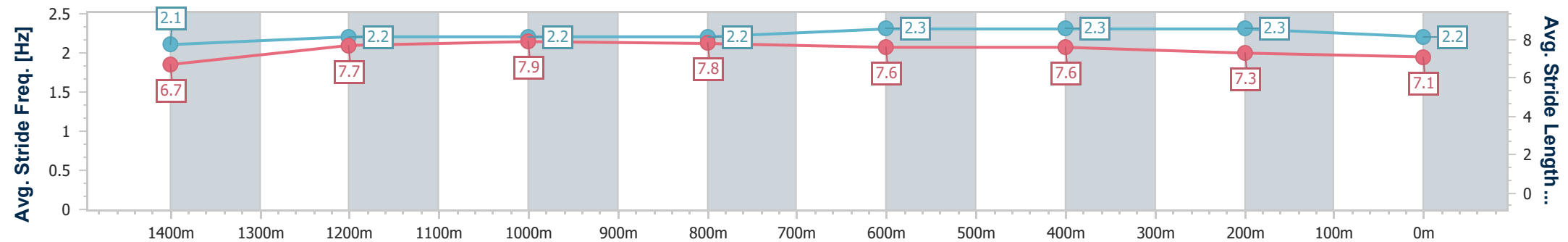
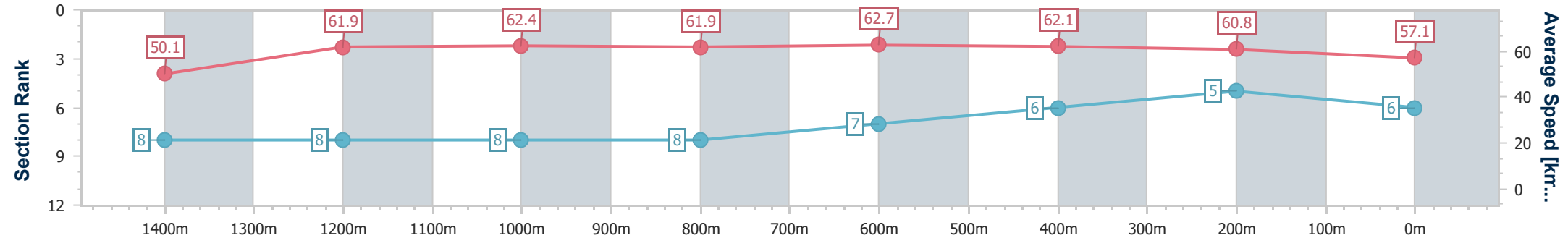
Sunshine Coast Poly Track QLD Professional
Race 5: SUNSHINE COAST HELICOPTERS Class 3 Handicap - 1600m



18 August 2024 - 15:16

Track Rating: Synthetic, Weather: Fine, Rail Position: True

Section	Overall	1400m	1200m	1000m	800m	600m	400m	200m
Section Times	1:37.35 [6] (0:14.73)	1:22.62 [8] (0:11.73)	1:10.89 [8] (0:11.61)	0:59.28 [8] (0:11.67)	0:47.61 [8] (0:11.58)	0:36.03 [7] (0:11.66)	0:24.37 [6] (0:11.85)	0:12.52 [5] (0:12.52)
Average Speed [km/h]	50.1	61.9	62.4	61.9	62.7	62.1	60.8	57.1
Top Speed [km/h]	61.4	63.6	64.1	62.4	63.8	63.9	61.4	59.7
Avg. Dist. to Rail [m]	8.0	4.0	2.2	1.8	1.5	0.9	1.8	2.9
Avg. Stride Freq. [Hz]	2.1	2.2	2.2	2.2	2.3	2.3	2.3	2.2
Avg. Stride Length [m]	6.7	7.7	7.9	7.8	7.6	7.6	7.3	7.1



- [] Ranking at each section and finish
- .-.- No data available at this section
- NA No data available



Horse/Jockey Name	Flying Rothe
Final Rank	7
Fastest Section Time (Section)	0:11.70 (1000m)
Top Speed [km/h] (Section)	64.3 (1200m)
Race State	Finished



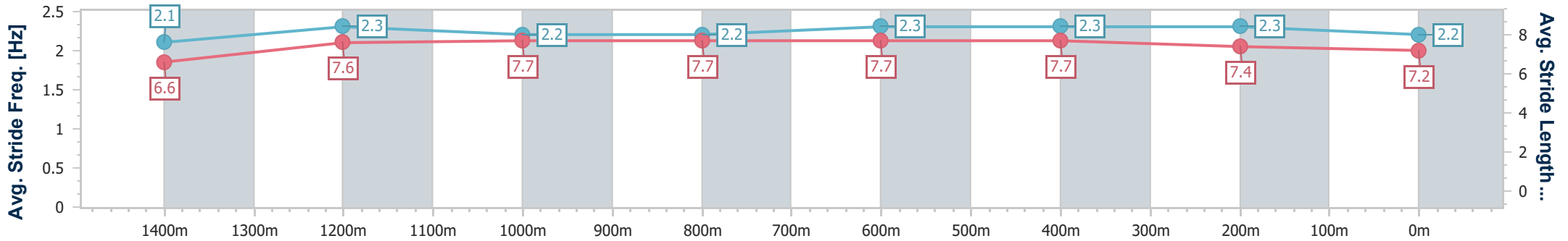
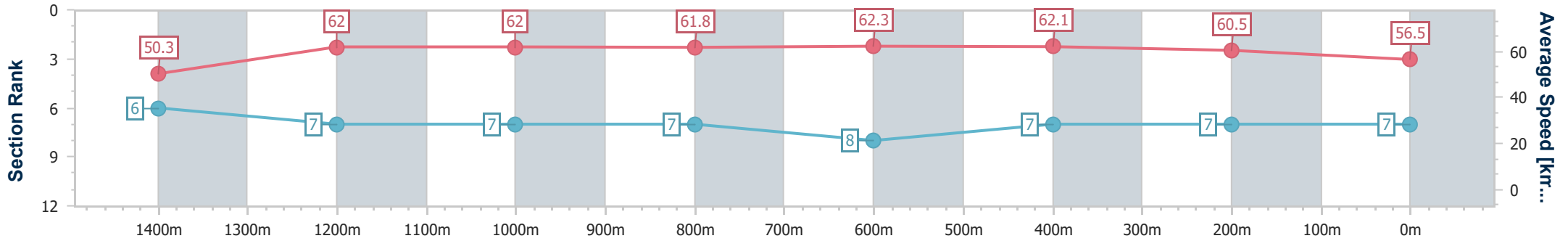
Sunshine Coast Poly Track QLD Professional
 Race 5: SUNSHINE COAST HELICOPTERS Class 3 Handicap - 1600m



18 August 2024 - 15:16

Track Rating: Synthetic, Weather: Fine, Rail Position: True

Section	Overall	1400m	1200m	1000m	800m	600m	400m	200m
Section Times	1:37.74 [7] (0:14.54)	1:23.20 [6] (0:11.71)	1:11.49 [7] (0:11.71)	0:59.78 [7] (0:11.70)	0:48.08 [7] (0:11.76)	0:36.32 [8] (0:11.78)	0:24.54 [7] (0:11.91)	0:12.63 [7] (0:12.63)
Average Speed [km/h]	50.3	62.0	62.0	61.8	62.3	62.1	60.5	56.5
Top Speed [km/h]	61.9	63.9	64.3	62.6	63.3	63.7	61.5	59.1
Avg. Dist. to Rail [m]	5.8	3.3	4.1	4.1	2.8	2.0	4.4	5.4
Avg. Stride Freq. [Hz]	2.1	2.3	2.2	2.2	2.3	2.3	2.3	2.2
Avg. Stride Length [m]	6.6	7.6	7.7	7.7	7.7	7.7	7.4	7.2



- [] Ranking at each section and finish
- .-.- No data available at this section
- NA No data available



Horse/Jockey Name	Rocked
Final Rank	8
Fastest Section Time (Section)	0:11.66 (1400m)
Top Speed [km/h] (Section)	63.2 (1200m)
Race State	Finished



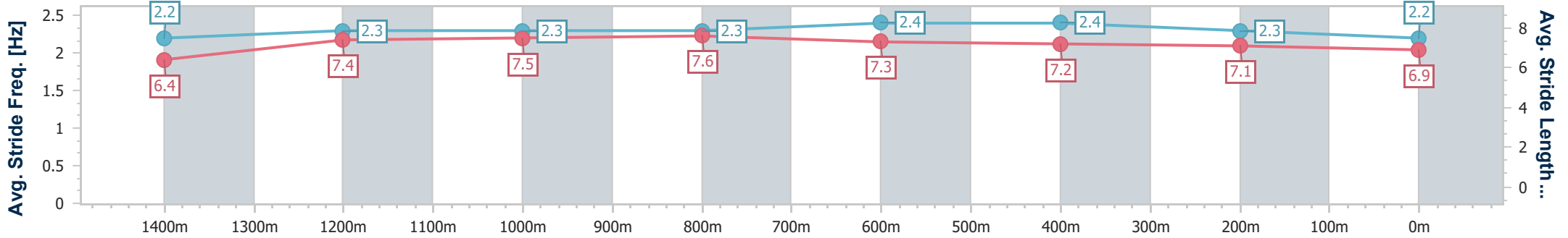
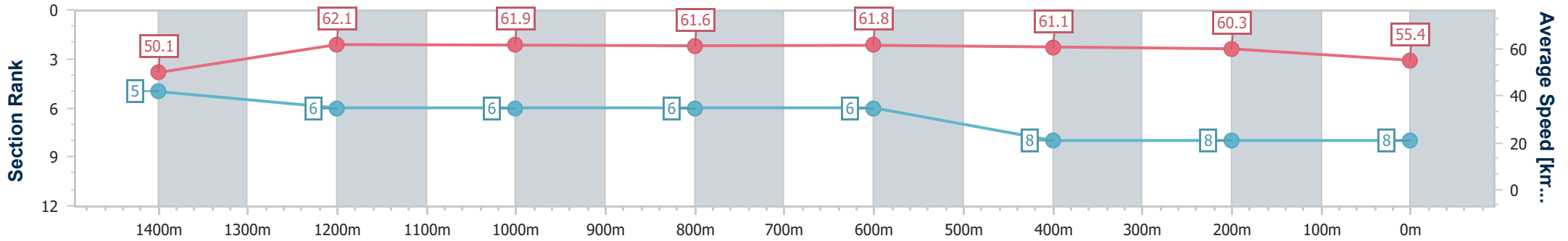
Sunshine Coast Poly Track QLD Professional
Race 5: SUNSHINE COAST HELICOPTERS Class 3 Handicap - 1600m



18 August 2024 - 15:16

Track Rating: Synthetic, Weather: Fine, Rail Position: True

Section	Overall	1400m	1200m	1000m	800m	600m	400m	200m						
Section Times	1:38.20 [8] (0:14.47)	1:23.73 [5] (0:11.66)	1:12.07 [6] (0:11.70)	1:00.37 [6] (0:11.67)	0:48.70 [6] (0:11.81)	0:36.89 [6] (0:11.99)	0:24.90 [8] (0:11.95)	0:12.95 [8] (0:12.95)						
Average Speed [km/h]	50.1	62.1	61.9	61.6	61.8	61.1	60.3	55.4						
Top Speed [km/h]	61.7	63.2	63.2	62.6	63.0	62.8	62.1	58.4						
Avg. Dist. to Rail [m]	4.3	2.0	2.2	2.0	2.0	2.5	5.7	6.5						
Avg. Stride Freq. [Hz]	2.2	2.3	2.3	2.3	2.4	2.4	2.3	2.2						
Avg. Stride Length [m]	6.4	7.4	7.5	7.6	7.3	7.2	7.1	6.9						



- [] Ranking at each section and finish
- .-.- No data available at this section
- NA No data available