



Ipswich QLD Professional

Race 1: BARRIER REEF POOLS Maiden Plate - 1350m

19 August 2024 - 12:38



Track Rating: Soft 7, Weather: Fine, Rail Position: True

Section		Overall	1200m	1000m	800m	600m	400m	Last 600m					
Field Times		1:22.18 (0:11.32)	1:10.86 (0:11.33)	0:59.53 (0:11.45)	0:48.08 (0:12.18)	0:35.90 (0:11.90)	0:24.00 (0:11.56)	0:35.90					
Rank	TAB	Horse/Jockey	Barrier	Top Speed [km/h]	Fastest Section							Distance Travelled [m]	
1	9	POWER ACE Emily Lang	6	64.9 Overall	0:11.32 Overall	1:22.18 [1] (0:11.32)	1:10.86 [1] (0:11.33)	0:59.53 [1] (0:11.45)	0:48.08 [1] (0:12.18)	0:35.90 [1] (0:11.90)	0:24.00 [1] (0:11.56)	0:35.90	
2	1	AZUKI Cejay Graham	13	65.4 1000m	0:11.21 1200m	1:22.39 [2] (0:11.51)	1:10.88 [3] (0:11.21)	0:59.67 [2] (0:11.47)	0:48.20 [2] (0:12.21)	0:35.99 [2] (0:11.96)	0:24.03 [2] (0:11.78)	0:35.99	+5
3	16	BLIND DESIRE Micheal Hellyer	5	64.5 1200m	0:11.41 1200m	1:23.38 [3] (0:11.65)	1:11.73 [5] (0:11.41)	1:00.32 [5] (0:11.57)	0:48.75 [5] (0:12.13)	0:36.62 [5] (0:11.81)	0:24.81 [5] (0:12.20)	0:36.62	+7
4	2	DISCOVER James Orman	2	64.4 1000m	0:11.43 1200m	1:23.50 [4] (0:11.61)	1:11.89 [4] (0:11.43)	1:00.46 [4] (0:11.44)	0:49.02 [4] (0:12.14)	0:36.88 [4] (0:11.92)	0:24.96 [4] (0:12.11)	0:36.88	+0
5	4	SIR LEONIDAS Matthew Gray	7	63.6 1200m	0:11.53 1200m	1:23.59 [5] (0:12.14)	1:11.45 [8] (0:11.53)	0:59.92 [8] (0:11.60)	0:48.32 [8] (0:11.92)	0:36.40 [8] (0:12.12)	0:24.28 [8] (0:12.09)	0:36.40	+4
6	18	IT IS WHAT IT IS Damien Thornton	10	64.7 1200m	0:11.41 1200m	1:23.76 [6] (0:11.89)	1:11.87 [7] (0:11.41)	1:00.46 [6] (0:11.43)	0:49.03 [6] (0:12.11)	0:36.92 [7] (0:11.86)	0:25.06 [6] (0:12.15)	0:36.92	+2
7	14	SAMURAI WAND Samantha Collett	11	63.7 1000m	0:11.56 1000m	1:23.80 [7] (0:11.75)	1:12.05 [6] (0:11.63)	1:00.42 [7] (0:11.56)	0:48.86 [7] (0:11.87)	0:36.99 [6] (0:12.00)	0:24.99 [7] (0:12.49)	0:36.99	+9
8	7	ELLEYANNA Nozi Tomizawa	8	64.6 Overall	0:11.36 1200m	1:24.17 [8] (0:11.45)	1:12.72 [2] (0:11.36)	1:01.36 [3] (0:11.60)	0:49.76 [3] (0:12.18)	0:37.58 [3] (0:11.91)	0:25.67 [3] (0:12.21)	0:37.58	+5

Scratched: Sassy Beans (#10), That Kiss (#11), Windflower (#12), Half Listening (#3), Wing Nut (#5), Bucks Fizz (#6), Pow Now (#8), Level One (#17), You'll Never Guess (#13), What Artists Do (#15)

[] Ranking at each section and finish
 -:-:- No data available at this section
 NA No data available

SCN Saddle cloth number
 DNF Did not finish
 DNT Did not track



Ipswich QLD Professional

Race 1: BARRIER REEF POOLS Maiden Plate - 1350m

19 August 2024 - 12:38



Track Rating: Soft 7, Weather: Fine, Rail Position: True

Section				200m				Last 600m	
Field Times				0:12.44 (0:12.44)				0:35.90	
Rank	TAB	Horse/Jockey	Barrier	Top Speed [km/h]	Fastest Section	Margin			Distance Travelled [m]
1	9	POWER ACE Emily Lang	6	64.9 Overall	0:11.32 Overall	0:12.44 [1] (0:12.44)	1:22.19		0:35.90
2	1	AZUKI Cejay Graham	13	65.4 1000m	0:11.21 1200m	0:12.25 [2] (0:12.25)	1.23L		0:35.99 +5
3	16	BLIND DESIRE Micheal Hellyer	5	64.5 1200m	0:11.41 1200m	0:12.61 [5] (0:12.61)	7.05L		0:36.62 +7
4	2	DISCOVER James Orman	2	64.4 1000m	0:11.43 1200m	0:12.85 [3] (0:12.85)	7.71L		0:36.88 +0
5	4	SIR LEONIDAS Matthew Gray	7	63.6 1200m	0:11.53 1200m	0:12.19 [8] (0:12.19)	8.28L		0:36.40 +4
6	18	IT IS WHAT IT IS Damien Thornton	10	64.7 1200m	0:11.41 1200m	0:12.91 [6] (0:12.91)	9.25L		0:36.92 +2
7	14	SAMURAI WAND Samantha Collett	11	63.7 1000m	0:11.56 1000m	0:12.50 [7] (0:12.50)	9.53L		0:36.99 +9
8	7	ELLEYANNA Nozi Tomizawa	8	64.6 Overall	0:11.36 1200m	0:13.46 [4] (0:13.46)	11.67L		0:37.58 +5

Scratched: Sassy Beans (#10), That Kiss (#11), Windflower (#12), Half Listening (#3), Wing Nut (#5), Bucks Fizz (#6), Pow Now (#8), Level One (#17), You'll Never Guess (#13), What Artists Do (#15)

[] Ranking at each section and finish
 -:-:- No data available at this section
 NA No data available

SCN Saddle cloth number
 DNF Did not finish
 DNT Did not track



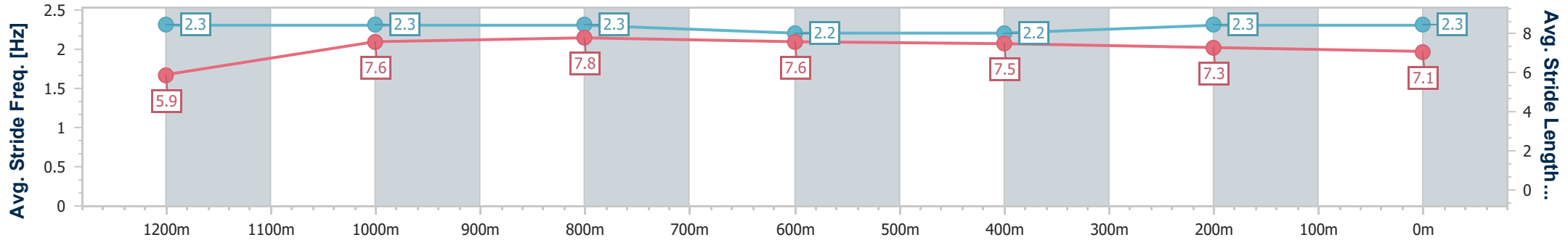
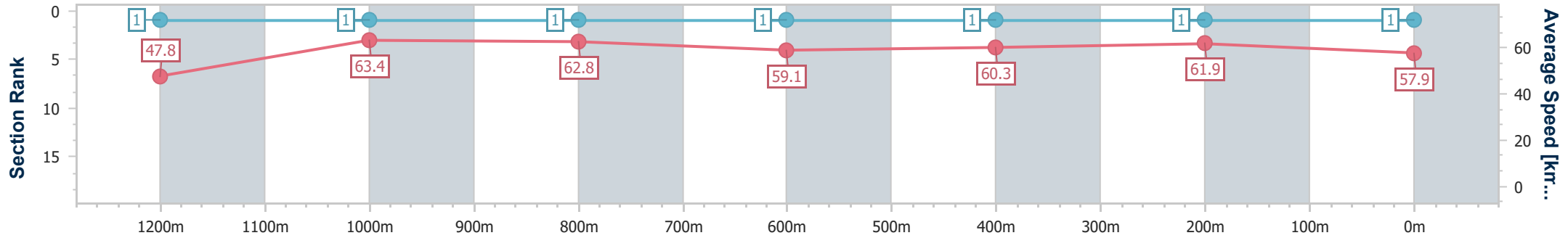
Horse/Jockey Name	Power Ace
Final Rank	1
Fastest Section Time (Section)	0:11.32 (Overall)
Top Speed [km/h] (Section)	64.9 (Overall)
Race State	Finished



Ipswich QLD Professional
 Race 1: BARRIER REEF POOLS Maiden Plate - 1350m
 19 August 2024 - 12:38
 Track Rating: Soft 7, Weather: Fine, Rail Position: True



Section	Overall	1200m	1000m	800m	600m	400m	200m
Section Times	1:22.18 [1] (0:11.32)	1:10.86 [1] (0:11.33)	0:59.53 [1] (0:11.45)	0:48.08 [1] (0:12.18)	0:35.90 [1] (0:11.90)	0:24.00 [1] (0:11.56)	0:12.44 [1] (0:12.44)
Average Speed [km/h]	47.8	63.4	62.8	59.1	60.3	61.9	57.9
Top Speed [km/h]	64.9	64.1	64.5	60.8	62.3	62.5	61.0
Avg. Dist. to Rail [m]	1.5	1.0	0.4	0.5	1.0	1.4	1.5
Avg. Stride Freq. [Hz]	2.3	2.3	2.3	2.2	2.2	2.3	2.3
Avg. Stride Length [m]	5.9	7.6	7.8	7.6	7.5	7.3	7.1



- [] Ranking at each section and finish
- .-.- No data available at this section
- NA No data available



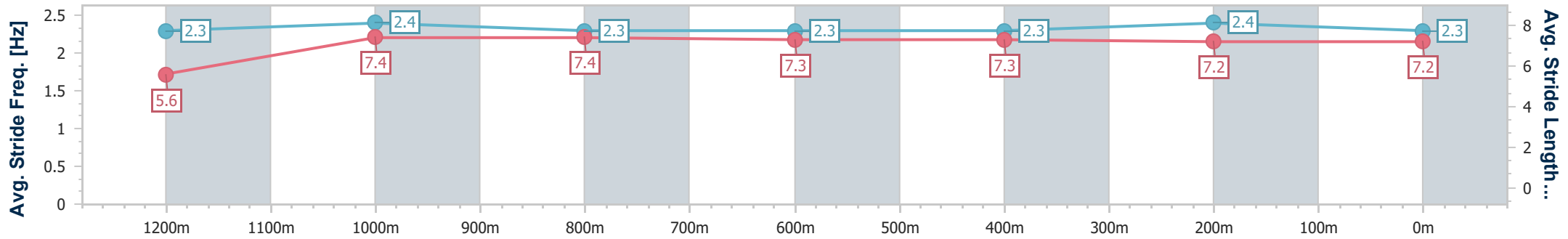
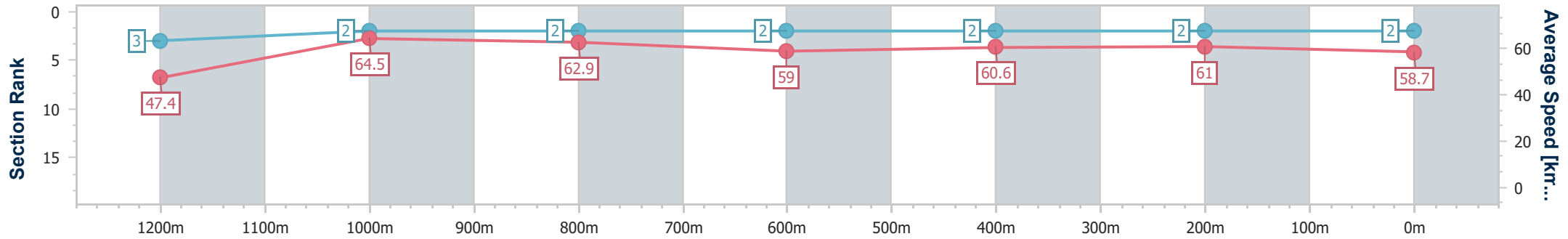
Horse/Jockey Name	Azuki
Final Rank	2
Fastest Section Time (Section)	0:11.21 (1200m)
Top Speed [km/h] (Section)	65.4 (1000m)
Race State	Finished



Ipswich QLD Professional
 Race 1: BARRIER REEF POOLS Maiden Plate - 1350m
 19 August 2024 - 12:38
 Track Rating: Soft 7, Weather: Fine, Rail Position: True



Section	Overall	1200m	1000m	800m	600m	400m	200m
Section Times	1:22.39 [2] (0:11.51)	1:10.88 [3] (0:11.21)	0:59.67 [2] (0:11.47)	0:48.20 [2] (0:12.21)	0:35.99 [2] (0:11.96)	0:24.03 [2] (0:11.78)	0:12.25 [2] (0:12.25)
Average Speed [km/h]	47.4	64.5	62.9	59.0	60.6	61.0	58.7
Top Speed [km/h]	54.0	65.2	65.4	63.4	61.2	62.3	61.6
Avg. Dist. to Rail [m]	6.9	3.3	1.4	0.3	0.2	0.3	1.3
Avg. Stride Freq. [Hz]	2.3	2.4	2.3	2.3	2.3	2.4	2.3
Avg. Stride Length [m]	5.6	7.4	7.4	7.3	7.3	7.2	7.2



- [] Ranking at each section and finish
- :-:- No data available at this section
- NA No data available



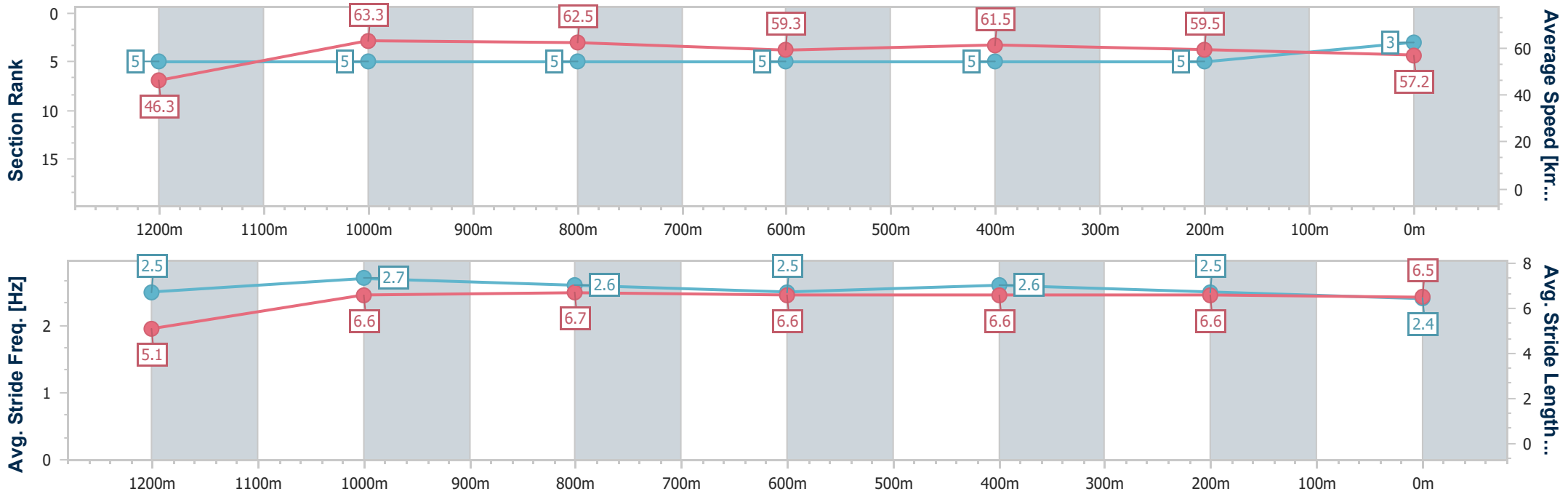
Horse/Jockey Name	Blind Desire
Final Rank	3
Fastest Section Time (Section)	0:11.41 (1200m)
Top Speed [km/h] (Section)	64.5 (1200m)
Race State	Finished



Ipswich QLD Professional
 Race 1: BARRIER REEF POOLS Maiden Plate - 1350m
 19 August 2024 - 12:38
 Track Rating: Soft 7, Weather: Fine, Rail Position: True



Section	Overall	1200m	1000m	800m	600m	400m	200m
Section Times	1:23.38 [3] (0:11.65)	1:11.73 [5] (0:11.41)	1:00.32 [5] (0:11.57)	0:48.75 [5] (0:12.13)	0:36.62 [5] (0:11.81)	0:24.81 [5] (0:12.20)	0:12.61 [5] (0:12.61)
Average Speed [km/h]	46.3	63.3	62.5	59.3	61.5	59.5	57.2
Top Speed [km/h]	64.5	64.5	64.3	60.9	62.8	61.1	58.6
Avg. Dist. to Rail [m]	2.1	2.6	1.1	0.4	2.2	2.3	3.3
Avg. Stride Freq. [Hz]	2.5	2.7	2.6	2.5	2.6	2.5	2.4
Avg. Stride Length [m]	5.1	6.6	6.7	6.6	6.6	6.6	6.5



- [] Ranking at each section and finish
- .-.- No data available at this section
- NA No data available



Horse/Jockey Name	Discover
Final Rank	4
Fastest Section Time (Section)	0:11.43 (1200m)
Top Speed [km/h] (Section)	64.4 (1000m)
Race State	Finished



Ipswich QLD Professional

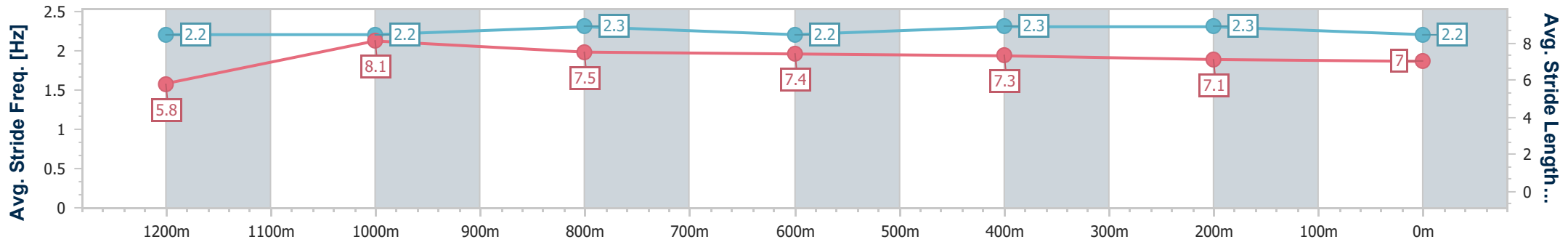
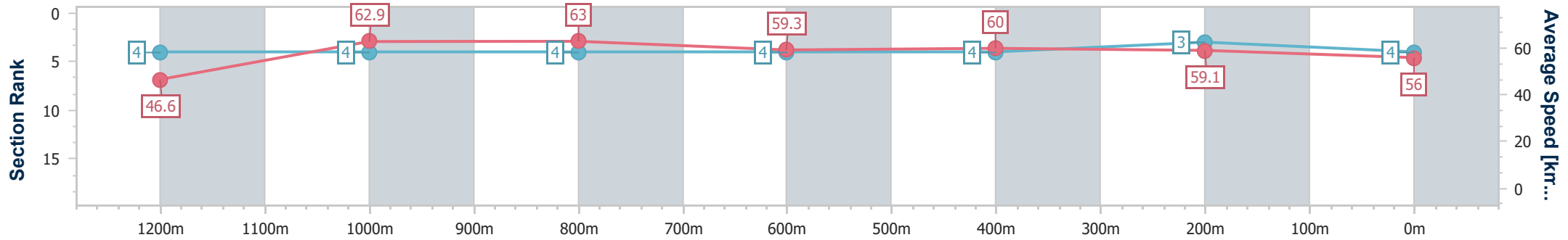
Race 1: BARRIER REEF POOLS Maiden Plate - 1350m

19 August 2024 - 12:38



Track Rating: Soft 7, Weather: Fine, Rail Position: True

Section	Overall	1200m	1000m	800m	600m	400m	200m
Section Times	1:23.50 [4] (0:11.61)	1:11.89 [4] (0:11.43)	1:00.46 [4] (0:11.44)	0:49.02 [4] (0:12.14)	0:36.88 [4] (0:11.92)	0:24.96 [4] (0:12.11)	0:12.85 [3] (0:12.85)
Average Speed [km/h]	46.6	62.9	63.0	59.3	60.0	59.1	56.0
Top Speed [km/h]	64.1	64.2	64.4	60.4	61.8	61.8	57.5
Avg. Dist. to Rail [m]	1.0	1.4	0.5	0.3	0.9	0.9	0.5
Avg. Stride Freq. [Hz]	2.2	2.2	2.3	2.2	2.3	2.3	2.2
Avg. Stride Length [m]	5.8	8.1	7.5	7.4	7.3	7.1	7.0



- [] Ranking at each section and finish
- .-.- No data available at this section
- NA No data available



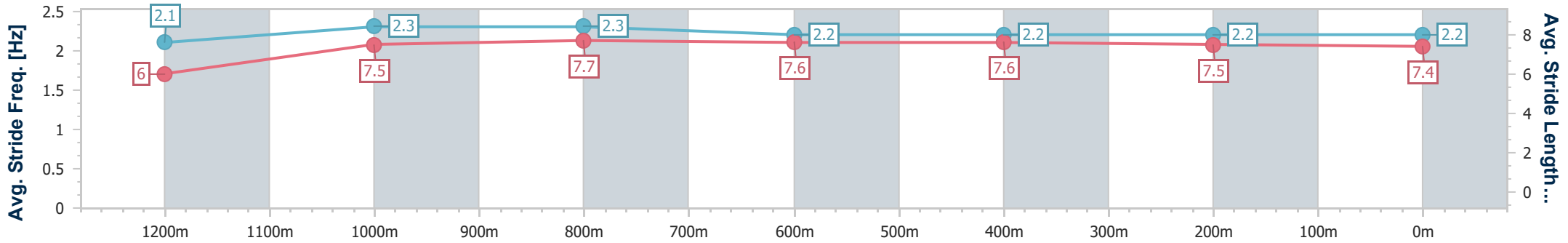
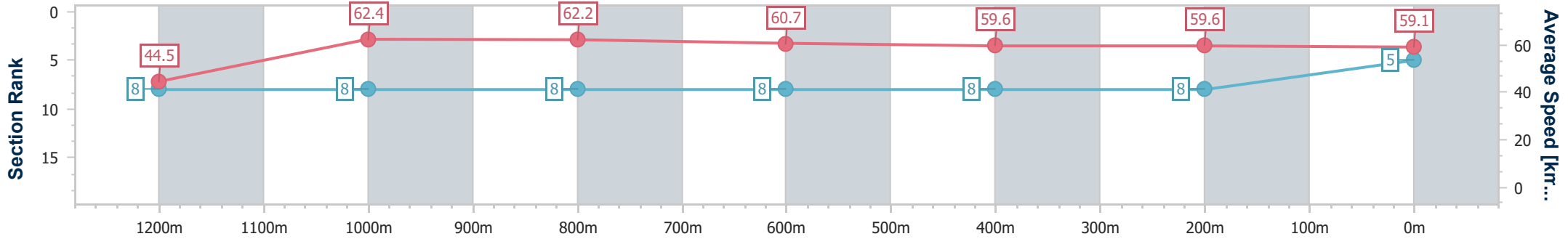
Horse/Jockey Name	Sir Leonidas
Final Rank	5
Fastest Section Time (Section)	0:11.53 (1200m)
Top Speed [km/h] (Section)	63.6 (1200m)
Race State	Finished



Ipswich QLD Professional
 Race 1: BARRIER REEF POOLS Maiden Plate - 1350m
 19 August 2024 - 12:38
 Track Rating: Soft 7, Weather: Fine, Rail Position: True



Section	Overall	1200m	1000m	800m	600m	400m	200m
Section Times	1:23.59 [5] (0:12.14)	1:11.45 [8] (0:11.53)	0:59.92 [8] (0:11.60)	0:48.32 [8] (0:11.92)	0:36.40 [8] (0:12.12)	0:24.28 [8] (0:12.09)	0:12.19 [8] (0:12.19)
Average Speed [km/h]	44.5	62.4	62.2	60.7	59.6	59.6	59.1
Top Speed [km/h]	61.4	63.6	63.0	62.0	59.9	60.0	59.5
Avg. Dist. to Rail [m]	2.2	1.6	0.7	0.7	1.2	0.3	0.8
Avg. Stride Freq. [Hz]	2.1	2.3	2.3	2.2	2.2	2.2	2.2
Avg. Stride Length [m]	6.0	7.5	7.7	7.6	7.6	7.5	7.4



- [] Ranking at each section and finish
- .-.- No data available at this section
- NA No data available



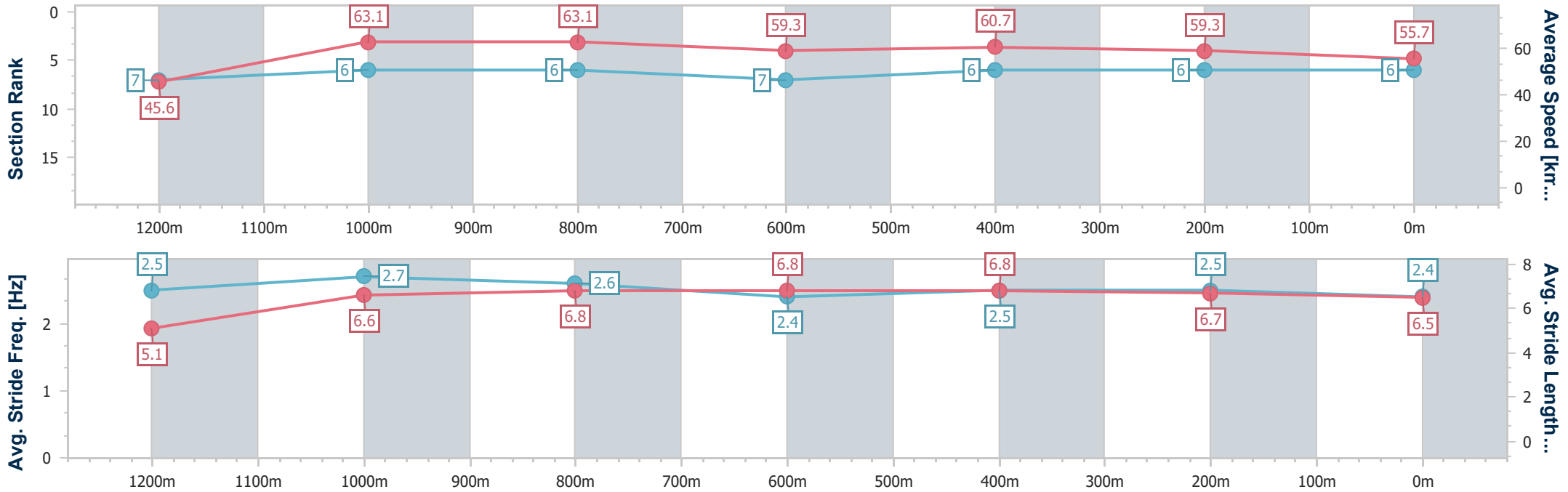
Horse/Jockey Name	It Is What It Is
Final Rank	6
Fastest Section Time (Section)	0:11.41 (1200m)
Top Speed [km/h] (Section)	64.7 (1200m)
Race State	Finished



Ipswich QLD Professional
 Race 1: BARRIER REEF POOLS Maiden Plate - 1350m
 19 August 2024 - 12:38
 Track Rating: Soft 7, Weather: Fine, Rail Position: True



Section	Overall	1200m	1000m	800m	600m	400m	200m
Section Times	1:23.76 [6] (0:11.89)	1:11.87 [7] (0:11.41)	1:00.46 [6] (0:11.43)	0:49.03 [6] (0:12.11)	0:36.92 [7] (0:11.86)	0:25.06 [6] (0:12.15)	0:12.91 [6] (0:12.91)
Average Speed [km/h]	45.6	63.1	63.1	59.3	60.7	59.3	55.7
Top Speed [km/h]	63.4	64.7	64.1	61.1	62.1	60.7	57.5
Avg. Dist. to Rail [m]	4.1	1.2	0.3	0.8	0.3	1.3	3.1
Avg. Stride Freq. [Hz]	2.5	2.7	2.6	2.4	2.5	2.5	2.4
Avg. Stride Length [m]	5.1	6.6	6.8	6.8	6.8	6.7	6.5



- [] Ranking at each section and finish
- .-.- No data available at this section
- NA No data available



Horse/Jockey Name	Samurai Wand
Final Rank	7
Fastest Section Time (Section)	0:11.56 (1000m)
Top Speed [km/h] (Section)	63.7 (1000m)
Race State	Finished



Ipswich QLD Professional

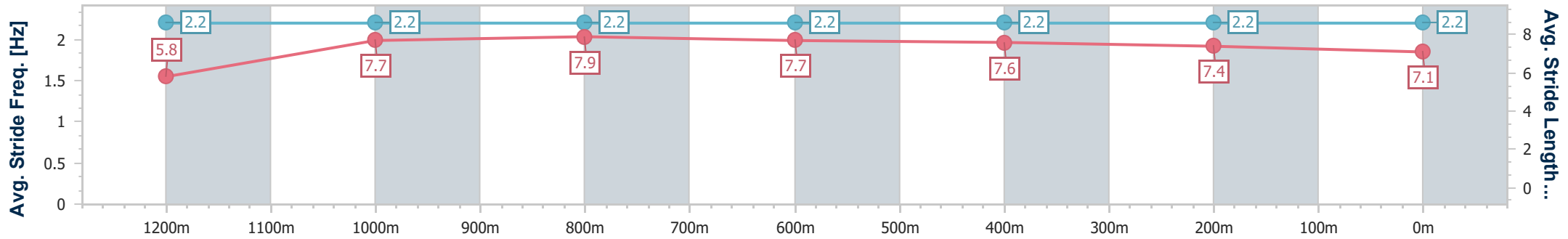
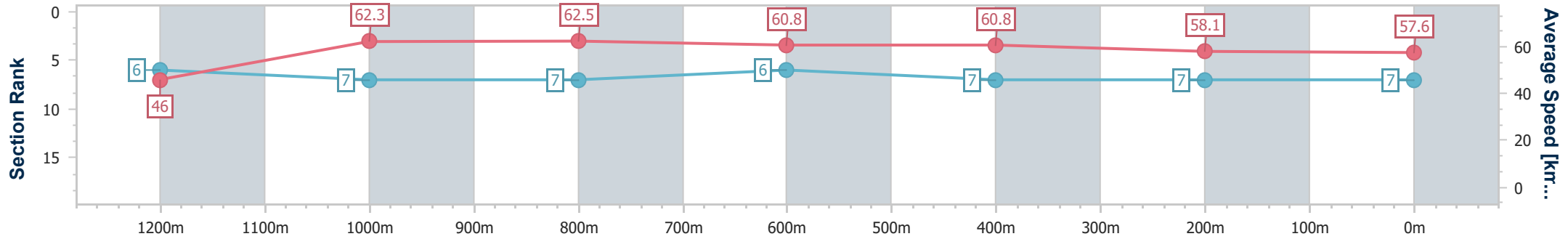
Race 1: BARRIER REEF POOLS Maiden Plate - 1350m

19 August 2024 - 12:38

Track Rating: Soft 7, Weather: Fine, Rail Position: True



Section	Overall	1200m	1000m	800m	600m	400m	200m
Section Times	1:23.80 [7] (0:11.75)	1:12.05 [6] (0:11.63)	1:00.42 [7] (0:11.56)	0:48.86 [7] (0:11.87)	0:36.99 [6] (0:12.00)	0:24.99 [7] (0:12.49)	0:12.50 [7] (0:12.50)
Average Speed [km/h]	46.0	62.3	62.5	60.8	60.8	58.1	57.6
Top Speed [km/h]	62.8	63.5	63.7	62.6	61.9	59.2	58.7
Avg. Dist. to Rail [m]	6.2	3.5	1.2	1.2	3.3	2.2	5.4
Avg. Stride Freq. [Hz]	2.2	2.2	2.2	2.2	2.2	2.2	2.2
Avg. Stride Length [m]	5.8	7.7	7.9	7.7	7.6	7.4	7.1



- [] Ranking at each section and finish
- .-.- No data available at this section
- NA No data available



Horse/Jockey Name	Elleyanna
Final Rank	8
Fastest Section Time (Section)	0:11.36 (1200m)
Top Speed [km/h] (Section)	64.6 (Overall)
Race State	Finished



Ipswich QLD Professional

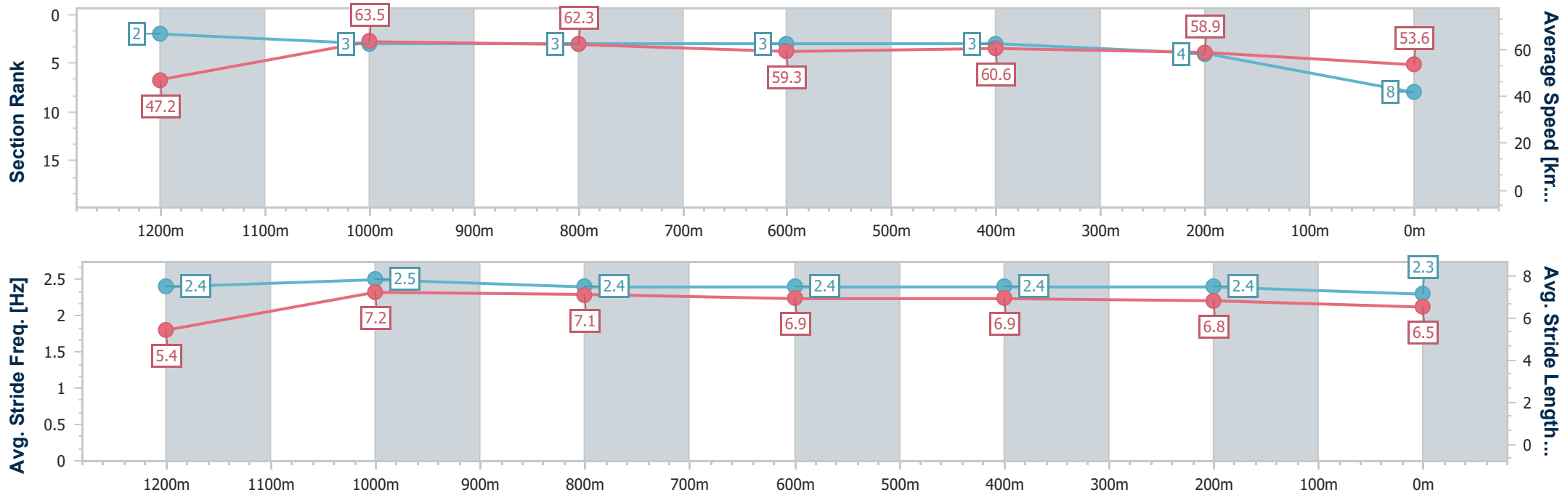
Race 1: BARRIER REEF POOLS Maiden Plate - 1350m

19 August 2024 - 12:38

Track Rating: Soft 7, Weather: Fine, Rail Position: True



Section	Overall	1200m	1000m	800m	600m	400m	200m
Section Times	1:24.17 [8] (0:11.45)	1:12.72 [2] (0:11.36)	1:01.36 [3] (0:11.60)	0:49.76 [3] (0:12.18)	0:37.58 [3] (0:11.91)	0:25.67 [3] (0:12.21)	0:13.46 [4] (0:13.46)
Average Speed [km/h]	47.2	63.5	62.3	59.3	60.6	58.9	53.6
Top Speed [km/h]	64.6	64.2	63.3	60.6	61.7	61.3	56.1
Avg. Dist. to Rail [m]	4.2	2.6	1.4	0.5	1.0	0.5	1.1
Avg. Stride Freq. [Hz]	2.4	2.5	2.4	2.4	2.4	2.4	2.3
Avg. Stride Length [m]	5.4	7.2	7.1	6.9	6.9	6.8	6.5



- [] Ranking at each section and finish
- .-.- No data available at this section
- NA No data available