



Ipswich QLD Professional
Race 6: NCI GROUP AUSTRALIA ASSURE GLOBAL PLUS RATINGS
BAND 0 - 58 Handicap - 1666m
19 August 2024 - 15:45



Track Rating: Soft 7, Weather: Fine, Rail Position: True

Section													Overall	1400m	1200m	1000m	800m	600m	400m	Last 600m
Field Times													1:42.59 (0:18.09)	1:24.50 (0:11.27)	1:13.23 (0:11.73)	1:01.50 (0:12.16)	0:49.34 (0:12.35)	0:36.99 (0:12.48)	0:24.51 (0:12.08)	0:36.99
Rank	TAB	Horse/Jockey	Barrier	Top Speed [km/h]	Fastest Section									Distance Travelled [m]						
1	11	EASTOWN Bailey Wheeler	4	63.5 1400m	0:11.48 1400m	1:42.59 [1] (0:18.21)	1:24.38 [3] (0:11.48)	1:12.90 [4] (0:11.74)	1:01.16 [4] (0:12.20)	0:48.96 [4] (0:12.30)	0:36.66 [4] (0:12.37)	0:24.29 [4] (0:12.01)	0:36.66							
2	10	CHANCE WITH WOLVES Corey Sutherland	1	64.0 Overall	0:11.55 1400m	1:42.63 [2] (0:18.34)	1:24.29 [5] (0:11.55)	1:12.74 [6] (0:11.91)	1:00.83 [6] (0:12.12)	0:48.71 [6] (0:12.21)	0:36.50 [5] (0:12.27)	0:24.23 [6] (0:11.96)	0:36.50	+2						
3	16	HELEN'S DREAM Adin Thompson	14	65.0 1400m	0:11.26 1400m	1:42.64 [3] (0:18.28)	1:24.36 [4] (0:11.26)	1:13.10 [3] (0:11.86)	1:01.24 [3] (0:12.19)	0:49.05 [3] (0:12.32)	0:36.73 [3] (0:12.22)	0:24.51 [2] (0:12.03)	0:36.73	+5						
4	14	LASQUETI BOOM Taylor Marshall	21	63.2 Overall	0:11.55 1400m	1:42.85 [4] (0:18.94)	1:23.91 [9] (0:11.55)	1:12.36 [10] (0:11.95)	1:00.41 [10] (0:12.02)	0:48.39 [10] (0:12.09)	0:36.30 [9] (0:12.03)	0:24.27 [9] (0:12.03)	0:36.30	+6						
5	8	MORDECAI Michael Murphy	12	65.3 Overall	0:11.33 1400m	1:42.95 [5] (0:18.99)	1:23.96 [10] (0:11.33)	1:12.63 [9] (0:11.76)	1:00.87 [8] (0:12.03)	0:48.84 [8] (0:12.20)	0:36.64 [7] (0:12.16)	0:24.48 [7] (0:12.12)	0:36.64	-4						
6	21	PARISIAN LADY Tahlia Fenlon	15	63.3 1400m	0:11.53 1400m	1:43.06 [6] (0:18.78)	1:24.28 [8] (0:11.53)	1:12.75 [8] (0:11.91)	1:00.84 [9] (0:12.09)	0:48.75 [9] (0:12.26)	0:36.49 [10] (0:12.05)	0:24.44 [10] (0:12.16)	0:36.49	+6						
7	9	ONOMATOPOEIA Zac Sprie	6	64.0 Overall	0:11.42 1400m	1:43.52 [7] (0:18.44)	1:25.08 [6] (0:11.42)	1:13.66 [5] (0:11.82)	1:01.84 [5] (0:12.16)	0:49.68 [5] (0:12.39)	0:37.29 [6] (0:12.31)	0:24.98 [8] (0:12.39)	0:37.29	+5						
8	13	WHYTEEPEE Luke Tarrant	23	64.8 1400m	0:11.55 1400m	1:43.56 [8] (0:19.29)	1:24.27 [12] (0:11.55)	1:12.72 [11] (0:11.89)	1:00.83 [12] (0:12.08)	0:48.75 [12] (0:12.09)	0:36.66 [12] (0:11.91)	0:24.75 [11] (0:12.19)	0:36.66	+0						
9	23	INDENTED HEAD Jake Bayliss	10	64.4 Overall	0:11.53 1400m	1:43.60 [9] (0:18.56)	1:25.04 [7] (0:11.53)	1:13.51 [7] (0:11.93)	1:01.58 [7] (0:12.07)	0:49.51 [7] (0:12.25)	0:37.26 [8] (0:11.92)	0:25.34 [3] (0:12.49)	0:37.26	+3						
10	4	SOKUDO Sean Cormack	17	62.6 1200m	0:11.69 1400m	1:43.61 [10] (0:19.48)	1:24.13 [13] (0:11.69)	1:12.44 [13] (0:11.78)	1:00.66 [13] (0:12.00)	0:48.66 [13] (0:12.15)	0:36.51 [13] (0:11.94)	0:24.57 [13] (0:12.15)	0:36.51	+2						

Scratched: Kasear (#17), Flying Rothe (#18), Sheer Reward (#19), Son Of Satono (#20), One Reason (#3), Cluster's Rein (#5), Bauhaus (#1), Do It For You (#2), My Whistleblower (#12), Star Chance (#22), Sma

[] Ranking at each section and finish
 -:-:- No data available at this section
 NA No data available
 SCN Saddle cloth number
 DNF Did not finish
 DNT Did not track



Ipswich QLD Professional
Race 6: NCI GROUP AUSTRALIA ASSURE GLOBAL PLUS RATINGS
BAND 0 - 58 Handicap - 1666m
19 August 2024 - 15:45



Track Rating: Soft 7, Weather: Fine, Rail Position: True

Section	Overall	1400m	1200m	1000m	800m	600m	400m	Last 600m
Field Times	1:42.59 (0:18.09)	1:24.50 (0:11.27)	1:13.23 (0:11.73)	1:01.50 (0:12.16)	0:49.34 (0:12.35)	0:36.99 (0:12.48)	0:24.51 (0:12.08)	0:36.99

Rank	TAB	Horse/Jockey	Barrier	Top Speed [km/h]	Fastest Section	Overall	1400m	1200m	1000m	800m	600m	400m	Last 600m	Distance Travelled [m]
11	6	MAJESTIC TEAKO	9	64.8	0:11.29	1:43.65 [11]	1:25.53 [2]	1:14.24 [2]	1:02.56 [1]	0:50.40 [1]	0:38.05 [1]	0:25.57 [1]	0:38.05	-3
		Rikki Jamieson		Overall	1400m	(0:18.12)	(0:11.29)	(0:11.68)	(0:12.16)	(0:12.35)	(0:12.48)	(0:12.41)		
12	24	CAMELOT STAR	24	63.9	0:11.58	1:43.86 [12]	1:24.58 [11]	1:13.00 [12]	1:01.23 [11]	0:49.20 [11]	0:37.00 [11]	0:24.95 [12]	0:37.00	+5
		Cejay Graham		1200m	1400m	(0:19.28)	(0:11.58)	(0:11.77)	(0:12.03)	(0:12.20)	(0:12.05)	(0:12.37)		
13	15	SHOWSUMGRIT	19	65.0	0:11.27	1:46.61 [13]	1:28.52 [1]	1:17.25 [1]	1:05.48 [2]	0:53.33 [2]	0:40.98 [2]	0:28.22 [5]	0:40.98	+4
		Samantha Collett		Overall	1400m	(0:18.09)	(0:11.27)	(0:11.77)	(0:12.15)	(0:12.35)	(0:12.76)	(0:13.51)		

Scratched: Kasear (#17), Flying Rothe (#18), Sheer Reward (#19), Son Of Satono (#20), One Reason (#3), Cluster's Rein (#5), Bauhaus (#1), Do It For You (#2), My Whistleblower (#12), Star Chance (#22), Sma

[] Ranking at each section and finish
 -:-:-:- No data available at this section
 NA No data available

SCN Saddle cloth number
 DNF Did not finish
 DNT Did not track



Ipswich QLD Professional
Race 6: NCI GROUP AUSTRALIA ASSURE GLOBAL PLUS RATINGS
BAND 0 - 58 Handicap - 1666m
19 August 2024 - 15:45



Track Rating: Soft 7, Weather: Fine, Rail Position: True

Section				200m				Last 600m	
Field Times				0:12.43 (0:12.43)				0:36.99	
Rank	TAB	Horse/Jockey	Barrier	Top Speed [km/h]	Fastest Section	Margin			Distance Travelled [m]
1	11	EASTOWN Bailey Wheeler	4	63.5 1400m	0:11.48 1400m	0:12.28 [2] (0:12.28)	1:42.59		0:36.66
2	10	CHANCE WITH WOLVES Corey Sutherland	1	64.0 Overall	0:11.55 1400m	0:12.27 [3] (0:12.27)	0.28L		0:36.50 +2
3	16	HELEN'S DREAM Adin Thompson	14	65.0 1400m	0:11.26 1400m	0:12.48 [1] (0:12.48)	0.32L		0:36.73 +5
4	14	LASQUETI BOOM Taylor Marshall	21	63.2 Overall	0:11.55 1400m	0:12.24 [6] (0:12.24)	1.55L		0:36.30 +6
5	8	MORDECAI Michael Murphy	12	65.3 Overall	0:11.33 1400m	0:12.36 [5] (0:12.36)	2.16L		0:36.64 -4
6	21	PARISIAN LADY Tahlia Fenlon	15	63.3 1400m	0:11.53 1400m	0:12.28 [8] (0:12.28)	2.78L		0:36.49 +6
7	9	ONOMATOPOEIA Zac Sprie	6	64.0 Overall	0:11.42 1400m	0:12.59 [9] (0:12.59)	5.48L		0:37.29 +5
8	13	WHYTEEPPEE Luke Tarrant	23	64.8 1400m	0:11.55 1400m	0:12.56 [10] (0:12.56)	5.73L		0:36.66 +0
9	23	INDENTED HEAD Jake Bayliss	10	64.4 Overall	0:11.53 1400m	0:12.85 [7] (0:12.85)	5.95L		0:37.26 +3
10	4	SOKUDO Sean Cormack	17	62.6 1200m	0:11.69 1400m	0:12.42 [11] (0:12.42)	6L		0:36.51 +2

Scratched: Kasear (#17), Flying Rothe (#18), Sheer Reward (#19), Son Of Satono (#20), One Reason (#3), Cluster's Rein (#5), Bauhaus (#1), Do It For You (#2), My Whistleblower (#12), Star Chance (#22), Sma

[] Ranking at each section and finish
 -:-:- No data available at this section
 NA No data available
 SCN Saddle cloth number
 DNF Did not finish
 DNT Did not track



Ipswich QLD Professional
Race 6: NCI GROUP AUSTRALIA ASSURE GLOBAL PLUS RATINGS
BAND 0 - 58 Handicap - 1666m
19 August 2024 - 15:45



Track Rating: Soft 7, Weather: Fine, Rail Position: True

Section				200m				Last 600m		
Field Times				0:12.43 (0:12.43)				0:36.99		
Rank	TAB	Horse/Jockey	Barrier	Top Speed [km/h]	Fastest Section	Margin			Distance Travelled [m]	
11	6	MAJESTIC TEAKO	9	64.8	0:11.29	0:13.16 [4]	6.26L		0:38.05	-3
		Rikki Jamieson		Overall	1400m	(0:13.16)				
12	24	CAMELOT STAR	24	63.9	0:11.58	0:12.58 [12]	7.49L		0:37.00	+5
		Cejay Graham		1200m	1400m	(0:12.58)				
13	15	SHOWSUMGRIT	19	65.0	0:11.27	0:14.71 [13]	23.66L		0:40.98	+4
		Samantha Collett		Overall	1400m	(0:14.71)				

Scratched: Kasear (#17), Flying Rothe (#18), Sheer Reward (#19), Son Of Satono (#20), One Reason (#3), Cluster's Rein (#5), Bauhaus (#1), Do It For You (#2), My Whistleblower (#12), Star Chance (#22), Sma

[] Ranking at each section and finish
 -:-:- No data available at this section
 NA No data available

SCN Saddle cloth number
 DNF Did not finish
 DNT Did not track



Horse/Jockey Name	Eastown
Final Rank	1
Fastest Section Time (Section)	0:11.48 (1400m)
Top Speed [km/h] (Section)	63.5 (1400m)
Race State	Finished



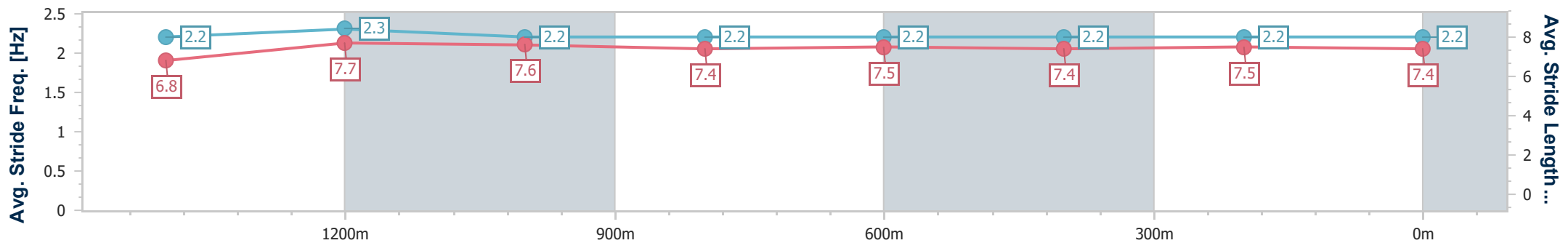
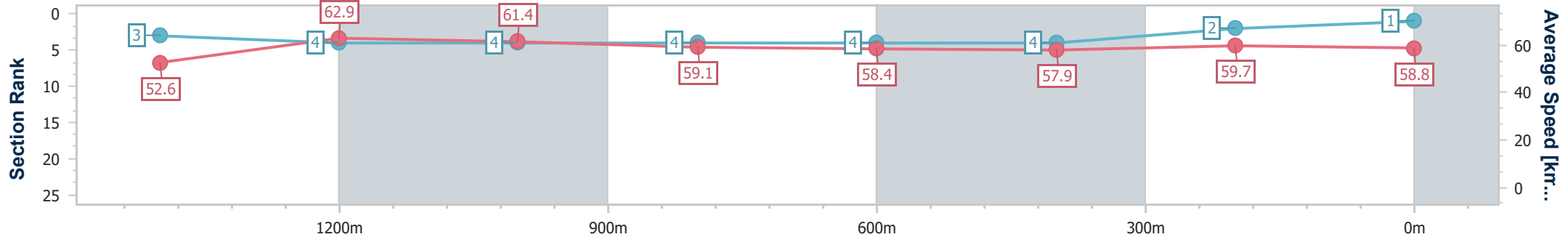
Ipswich QLD Professional
 Race 6: NCI GROUP AUSTRALIA ASSURE GLOBAL PLUS
 RATINGS BAND 0 - 58 Handicap - 1666m



19 August 2024 - 15:45

Track Rating: Soft 7, Weather: Fine, Rail Position: True

Section	Overall	1400m	1200m	1000m	800m	600m	400m	200m
Section Times	1:42.59 [1] (0:18.21)	1:24.38 [3] (0:11.48)	1:12.90 [4] (0:11.74)	1:01.16 [4] (0:12.20)	0:48.96 [4] (0:12.30)	0:36.66 [4] (0:12.37)	0:24.29 [4] (0:12.01)	0:12.28 [2] (0:12.28)
Average Speed [km/h]	52.6	62.9	61.4	59.1	58.4	57.9	59.7	58.8
Top Speed [km/h]	62.9	63.5	62.3	60.0	58.8	59.1	60.8	60.0
Avg. Dist. to Rail [m]	3.2	0.5	0.1	0.1	0.6	0.8	1.3	1.2
Avg. Stride Freq. [Hz]	2.2	2.3	2.2	2.2	2.2	2.2	2.2	2.2
Avg. Stride Length [m]	6.8	7.7	7.6	7.4	7.5	7.4	7.5	7.4



- [] Ranking at each section and finish
- .-.- No data available at this section
- NA No data available



Horse/Jockey Name	Chance With Wolves
Final Rank	2
Fastest Section Time (Section)	0:11.55 (1400m)
Top Speed [km/h] (Section)	64.0 (Overall)
Race State	Finished



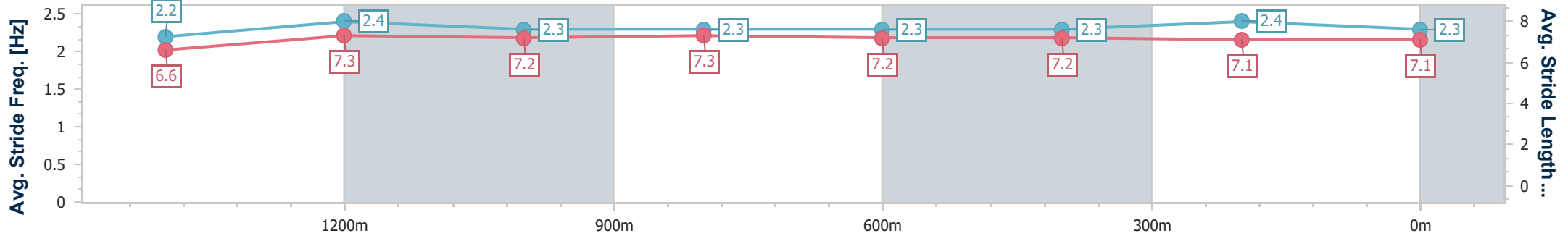
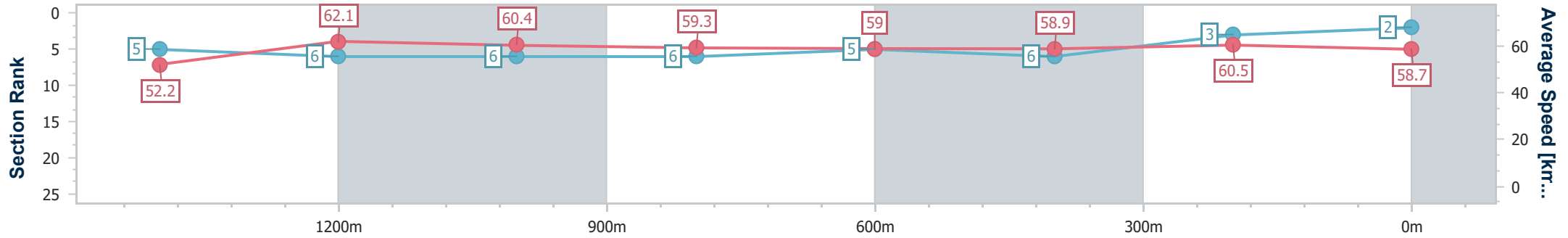
Ipswich QLD Professional
 Race 6: NCI GROUP AUSTRALIA ASSURE GLOBAL PLUS
 RATINGS BAND 0 - 58 Handicap - 1666m



19 August 2024 - 15:45

Track Rating: Soft 7, Weather: Fine, Rail Position: True

Section	Overall	1400m	1200m	1000m	800m	600m	400m	200m
Section Times	1:42.63 [2] (0:18.34)	1:24.29 [5] (0:11.55)	1:12.74 [6] (0:11.91)	1:00.83 [6] (0:12.12)	0:48.71 [6] (0:12.21)	0:36.50 [5] (0:12.27)	0:24.23 [6] (0:11.96)	0:12.27 [3] (0:12.27)
Average Speed [km/h]	52.2	62.1	60.4	59.3	59.0	58.9	60.5	58.7
Top Speed [km/h]	64.0	63.4	62.4	61.2	59.8	60.6	61.6	61.4
Avg. Dist. to Rail [m]	2.1	0.9	0.2	0.2	0.3	1.0	2.2	2.8
Avg. Stride Freq. [Hz]	2.2	2.4	2.3	2.3	2.3	2.3	2.4	2.3
Avg. Stride Length [m]	6.6	7.3	7.2	7.3	7.2	7.2	7.1	7.1



- [] Ranking at each section and finish
- .-.- No data available at this section
- NA No data available



Horse/Jockey Name	Helen's Dream
Final Rank	3
Fastest Section Time (Section)	0:11.26 (1400m)
Top Speed [km/h] (Section)	65.0 (1400m)
Race State	Finished



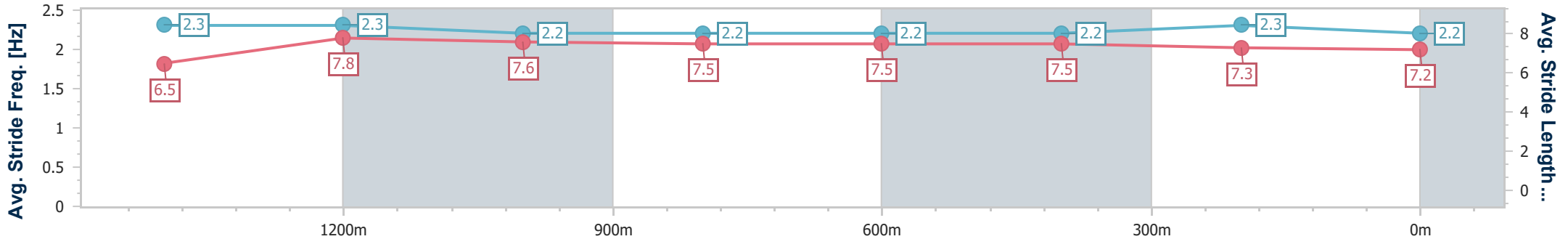
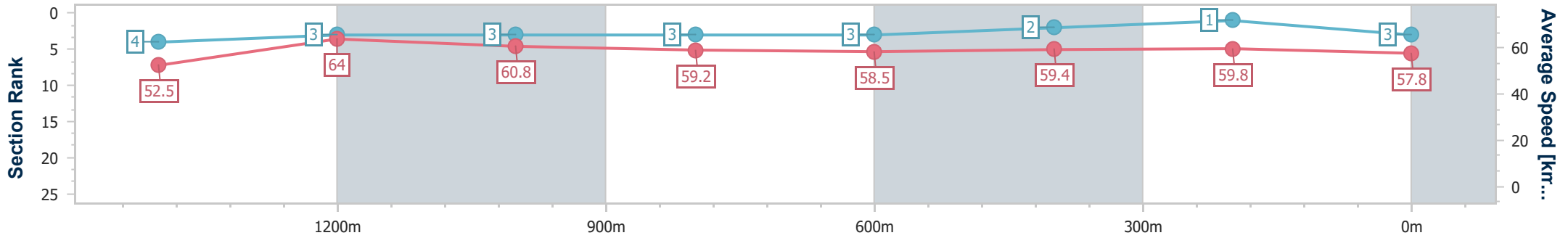
Ipswich QLD Professional
 Race 6: NCI GROUP AUSTRALIA ASSURE GLOBAL PLUS
 RATINGS BAND 0 - 58 Handicap - 1666m



19 August 2024 - 15:45

Track Rating: Soft 7, Weather: Fine, Rail Position: True

Section	Overall	1400m	1200m	1000m	800m	600m	400m	200m
Section Times	1:42.64 [3] (0:18.28)	1:24.36 [4] (0:11.26)	1:13.10 [3] (0:11.86)	1:01.24 [3] (0:12.19)	0:49.05 [3] (0:12.32)	0:36.73 [3] (0:12.22)	0:24.51 [2] (0:12.03)	0:12.48 [1] (0:12.48)
Average Speed [km/h]	52.5	64.0	60.8	59.2	58.5	59.4	59.8	57.8
Top Speed [km/h]	64.4	65.0	61.7	59.5	59.4	60.2	61.5	59.3
Avg. Dist. to Rail [m]	5.8	0.6	0.6	0.6	0.6	1.5	0.6	0.6
Avg. Stride Freq. [Hz]	2.3	2.3	2.2	2.2	2.2	2.2	2.3	2.2
Avg. Stride Length [m]	6.5	7.8	7.6	7.5	7.5	7.5	7.3	7.2



- [] Ranking at each section and finish
- .-.- No data available at this section
- NA No data available



Horse/Jockey Name	Lasqueti Boom
Final Rank	4
Fastest Section Time (Section)	0:11.55 (1400m)
Top Speed [km/h] (Section)	63.2 (Overall)
Race State	Finished



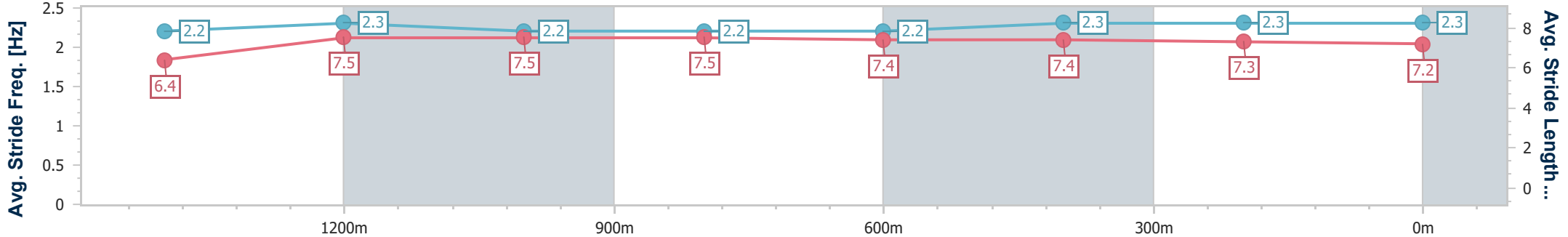
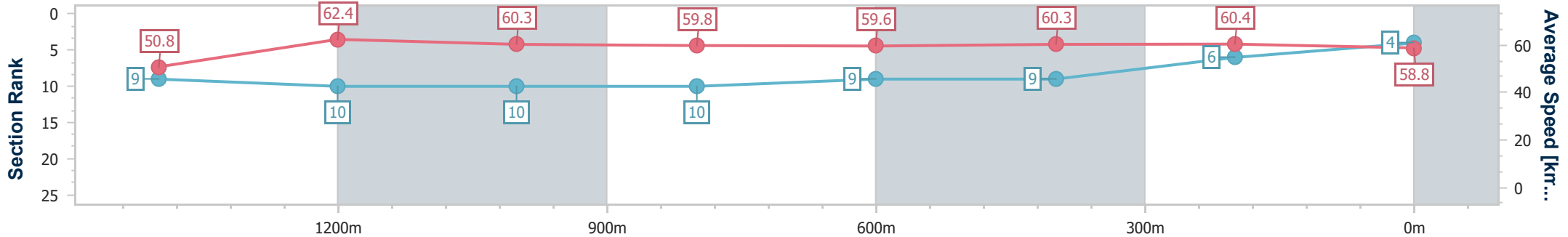
Ipswich QLD Professional
 Race 6: NCI GROUP AUSTRALIA ASSURE GLOBAL PLUS
 RATINGS BAND 0 - 58 Handicap - 1666m



19 August 2024 - 15:45

Track Rating: Soft 7, Weather: Fine, Rail Position: True

Section	Overall	1400m	1200m	1000m	800m	600m	400m	200m					
Section Times	1:42.85 [4] (0:18.94)	1:23.91 [9] (0:11.55)	1:12.36 [10] (0:11.95)	1:00.41 [10] (0:12.02)	0:48.39 [10] (0:12.09)	0:36.30 [9] (0:12.03)	0:24.27 [9] (0:12.03)	0:12.24 [6] (0:12.24)					
Average Speed [km/h]	50.8	62.4	60.3	59.8	59.6	60.3	60.4	58.8					
Top Speed [km/h]	63.2	63.0	61.9	61.0	60.5	61.0	61.1	60.5					
Avg. Dist. to Rail [m]	6.7	0.4	0.2	0.2	0.2	1.3	3.9	4.7					
Avg. Stride Freq. [Hz]	2.2	2.3	2.2	2.2	2.2	2.3	2.3	2.3					
Avg. Stride Length [m]	6.4	7.5	7.5	7.5	7.4	7.4	7.3	7.2					



- [] Ranking at each section and finish
- .-.- No data available at this section
- NA No data available



Horse/Jockey Name	Mordecai
Final Rank	5
Fastest Section Time (Section)	0:11.33 (1400m)
Top Speed [km/h] (Section)	65.3 (Overall)
Race State	Finished



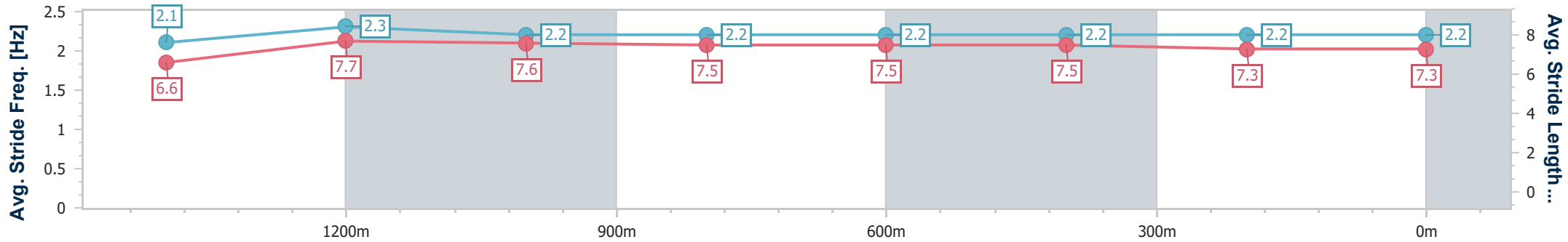
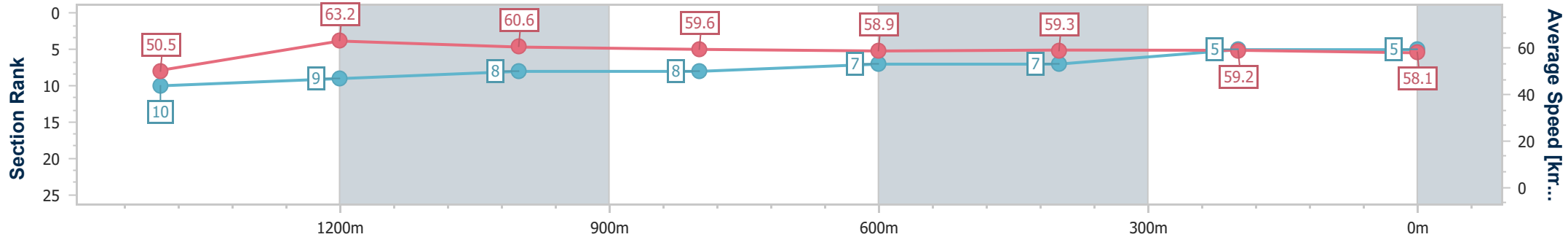
Ipswich QLD Professional
 Race 6: NCI GROUP AUSTRALIA ASSURE GLOBAL PLUS
 RATINGS BAND 0 - 58 Handicap - 1666m



19 August 2024 - 15:45

Track Rating: Soft 7, Weather: Fine, Rail Position: True

Section	Overall	1400m	1200m	1000m	800m	600m	400m	200m					
Section Times	1:42.95 [5] (0:18.99)	1:23.96 [10] (0:11.33)	1:12.63 [9] (0:11.76)	1:00.87 [8] (0:12.03)	0:48.84 [8] (0:12.20)	0:36.64 [7] (0:12.16)	0:24.48 [7] (0:12.12)	0:12.36 [5] (0:12.36)					
Average Speed [km/h]	50.5	63.2	60.6	59.6	58.9	59.3	59.2	58.1					
Top Speed [km/h]	65.3	63.6	62.7	61.2	59.6	59.8	59.8	59.8					
Avg. Dist. to Rail [m]	4.5	1.4	1.7	1.0	0.5	0.4	0.7	1.0					
Avg. Stride Freq. [Hz]	2.1	2.3	2.2	2.2	2.2	2.2	2.2	2.2					
Avg. Stride Length [m]	6.6	7.7	7.6	7.5	7.5	7.5	7.3	7.3					



- [] Ranking at each section and finish
- .-.- No data available at this section
- NA No data available



Horse/Jockey Name	Parisian Lady
Final Rank	6
Fastest Section Time (Section)	0:11.53 (1400m)
Top Speed [km/h] (Section)	63.3 (1400m)
Race State	Finished



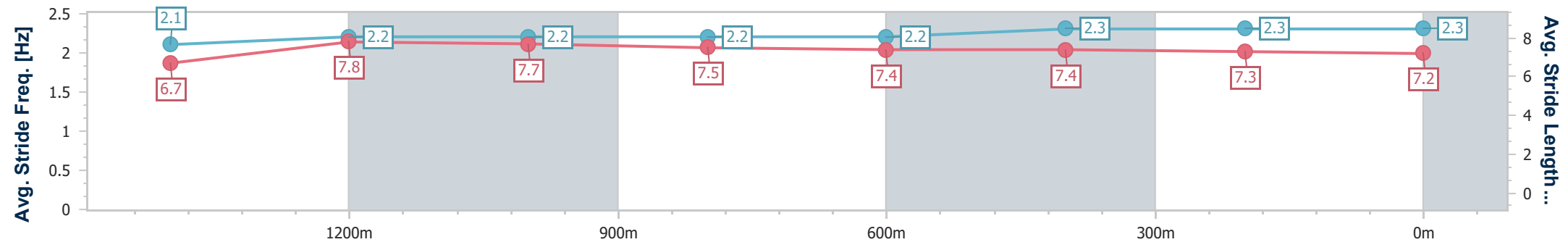
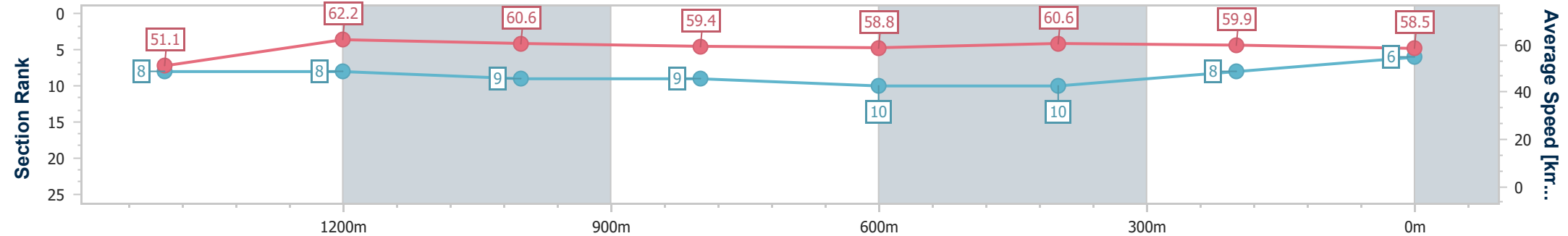
Ipswich QLD Professional
 Race 6: NCI GROUP AUSTRALIA ASSURE GLOBAL PLUS
 RATINGS BAND 0 - 58 Handicap - 1666m



19 August 2024 - 15:45

Track Rating: Soft 7, Weather: Fine, Rail Position: True

Section	Overall	1400m	1200m	1000m	800m	600m	400m	200m					
Section Times	1:43.06 [6] (0:18.78)	1:24.28 [8] (0:11.53)	1:12.75 [8] (0:11.91)	1:00.84 [9] (0:12.09)	0:48.75 [9] (0:12.26)	0:36.49 [10] (0:12.05)	0:24.44 [10] (0:12.16)	0:12.28 [8] (0:12.28)					
Average Speed [km/h]	51.1	62.2	60.6	59.4	58.8	60.6	59.9	58.5					
Top Speed [km/h]	62.9	63.3	62.2	60.9	60.4	61.2	60.4	60.4					
Avg. Dist. to Rail [m]	4.7	0.4	0.1	0.4	0.3	2.1	4.5	5.7					
Avg. Stride Freq. [Hz]	2.1	2.2	2.2	2.2	2.2	2.3	2.3	2.3					
Avg. Stride Length [m]	6.7	7.8	7.7	7.5	7.4	7.4	7.3	7.2					



- [] Ranking at each section and finish
- .-.- No data available at this section
- NA No data available



Horse/Jockey Name	Onomatopoeia
Final Rank	7
Fastest Section Time (Section)	0:11.42 (1400m)
Top Speed [km/h] (Section)	64.0 (Overall)
Race State	Finished



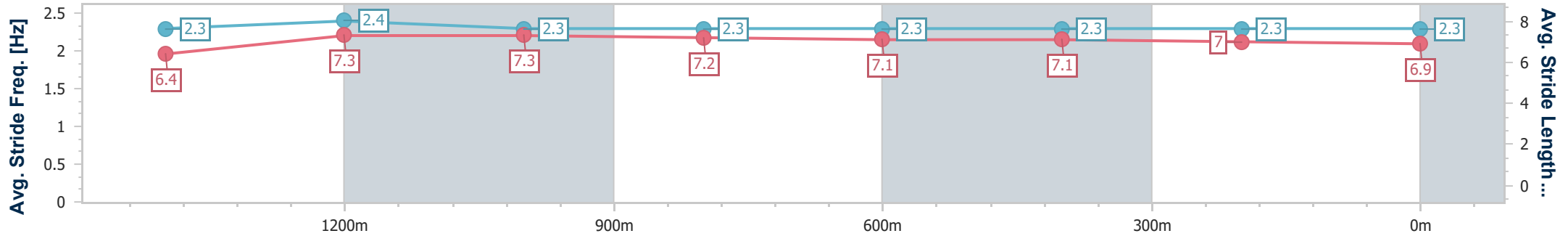
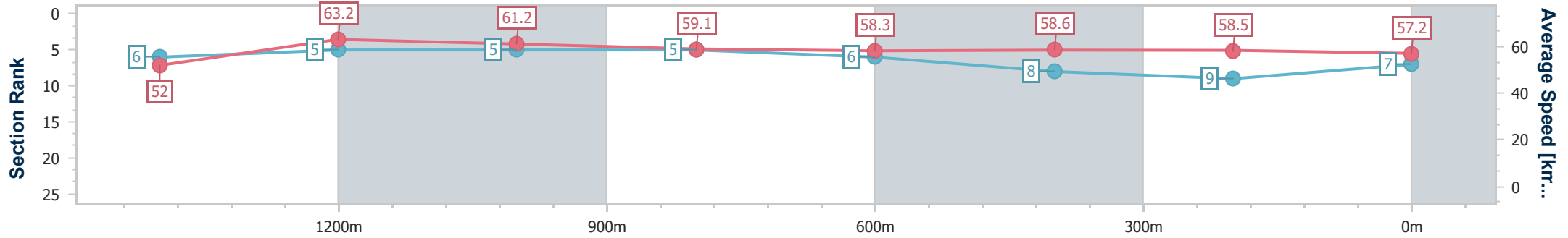
Ipswich QLD Professional
 Race 6: NCI GROUP AUSTRALIA ASSURE GLOBAL PLUS
 RATINGS BAND 0 - 58 Handicap - 1666m



19 August 2024 - 15:45

Track Rating: Soft 7, Weather: Fine, Rail Position: True

Section	Overall	1400m	1200m	1000m	800m	600m	400m	200m
Section Times	1:43.52 [7] (0:18.44)	1:25.08 [6] (0:11.42)	1:13.66 [5] (0:11.82)	1:01.84 [5] (0:12.16)	0:49.68 [5] (0:12.39)	0:37.29 [6] (0:12.31)	0:24.98 [8] (0:12.39)	0:12.59 [9] (0:12.59)
Average Speed [km/h]	52.0	63.2	61.2	59.1	58.3	58.6	58.5	57.2
Top Speed [km/h]	64.0	63.9	62.8	60.4	59.4	59.8	58.9	58.7
Avg. Dist. to Rail [m]	3.8	0.9	0.6	0.3	0.3	0.8	1.8	2.7
Avg. Stride Freq. [Hz]	2.3	2.4	2.3	2.3	2.3	2.3	2.3	2.3
Avg. Stride Length [m]	6.4	7.3	7.3	7.2	7.1	7.1	7.0	6.9



- [] Ranking at each section and finish
- .-.- No data available at this section
- NA No data available



Horse/Jockey Name	Whyteepee
Final Rank	8
Fastest Section Time (Section)	0:11.55 (1400m)
Top Speed [km/h] (Section)	64.8 (1400m)
Race State	Finished



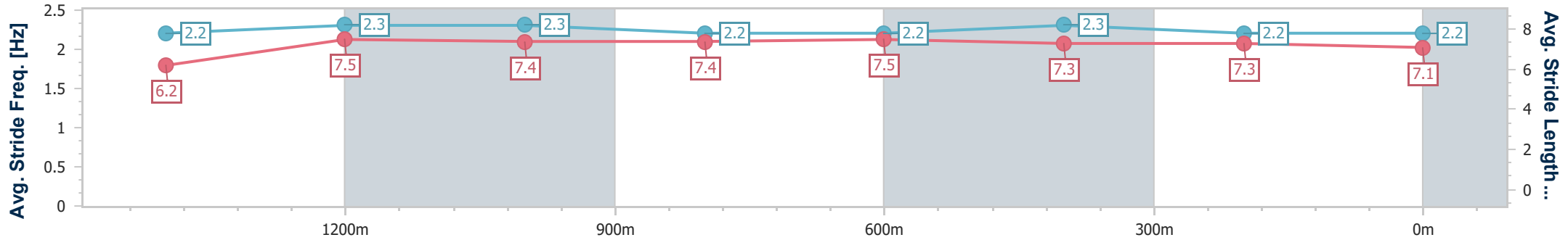
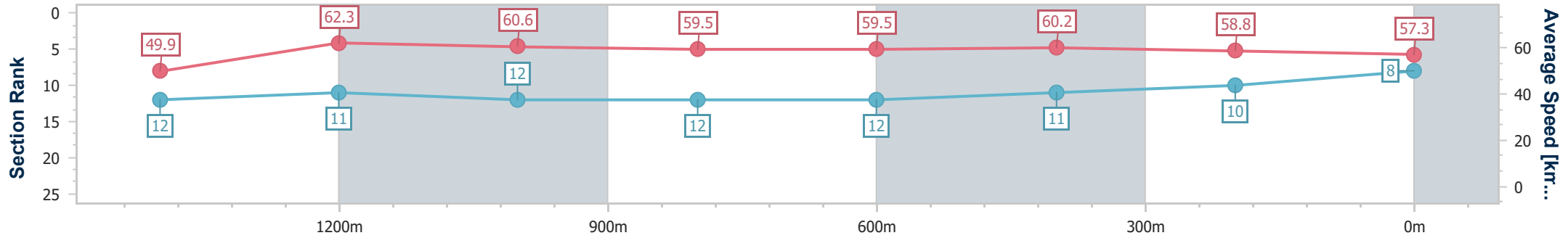
Ipswich QLD Professional
 Race 6: NCI GROUP AUSTRALIA ASSURE GLOBAL PLUS
 RATINGS BAND 0 - 58 Handicap - 1666m



19 August 2024 - 15:45

Track Rating: Soft 7, Weather: Fine, Rail Position: True

Section	Overall	1400m	1200m	1000m	800m	600m	400m	200m
Section Times	1:43.56 [8] (0:19.29)	1:24.27 [12] (0:11.55)	1:12.72 [11] (0:11.89)	1:00.83 [12] (0:12.08)	0:48.75 [12] (0:12.09)	0:36.66 [12] (0:11.91)	0:24.75 [11] (0:12.19)	0:12.56 [10] (0:12.56)
Average Speed [km/h]	49.9	62.3	60.6	59.5	59.5	60.2	58.8	57.3
Top Speed [km/h]	64.6	64.8	62.5	60.5	60.4	60.6	59.8	59.0
Avg. Dist. to Rail [m]	7.3	0.2	0.2	0.1	0.5	0.8	0.8	0.8
Avg. Stride Freq. [Hz]	2.2	2.3	2.3	2.2	2.2	2.3	2.2	2.2
Avg. Stride Length [m]	6.2	7.5	7.4	7.4	7.5	7.3	7.3	7.1



- [] Ranking at each section and finish
- .-.- No data available at this section
- NA No data available



Horse/Jockey Name	Indented Head
Final Rank	9
Fastest Section Time (Section)	0:11.53 (1400m)
Top Speed [km/h] (Section)	64.4 (Overall)
Race State	Finished



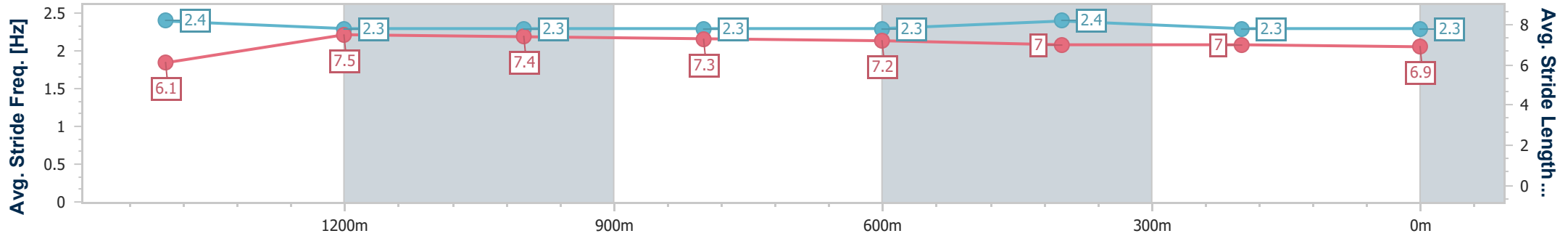
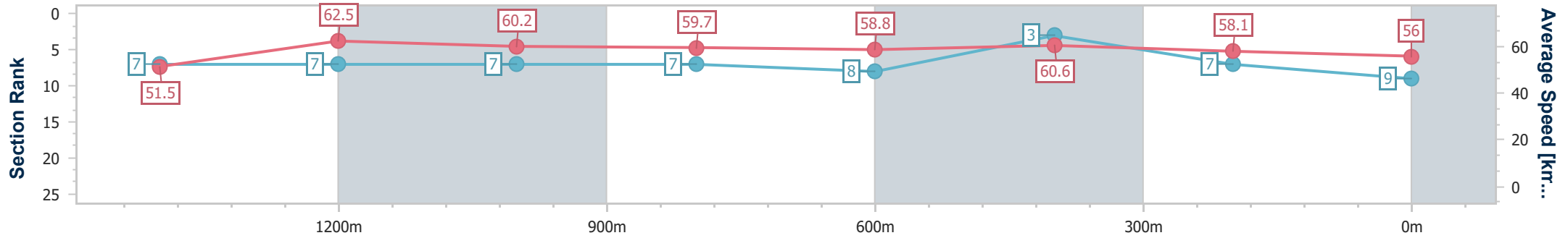
Ipswich QLD Professional
 Race 6: NCI GROUP AUSTRALIA ASSURE GLOBAL PLUS
 RATINGS BAND 0 - 58 Handicap - 1666m



19 August 2024 - 15:45

Track Rating: Soft 7, Weather: Fine, Rail Position: True

Section	Overall	1400m	1200m	1000m	800m	600m	400m	200m
Section Times	1:43.60 [9] (0:18.56)	1:25.04 [7] (0:11.53)	1:13.51 [7] (0:11.93)	1:01.58 [7] (0:12.07)	0:49.51 [7] (0:12.25)	0:37.26 [8] (0:11.92)	0:25.34 [3] (0:12.49)	0:12.85 [7] (0:12.85)
Average Speed [km/h]	51.5	62.5	60.2	59.7	58.8	60.6	58.1	56.0
Top Speed [km/h]	64.4	63.3	61.7	60.4	60.0	61.8	59.2	57.9
Avg. Dist. to Rail [m]	3.6	0.2	0.2	0.4	0.3	1.3	2.5	3.0
Avg. Stride Freq. [Hz]	2.4	2.3	2.3	2.3	2.3	2.4	2.3	2.3
Avg. Stride Length [m]	6.1	7.5	7.4	7.3	7.2	7.0	7.0	6.9



- [] Ranking at each section and finish
- .-.- No data available at this section
- NA No data available



Horse/Jockey Name	Sokudo
Final Rank	10
Fastest Section Time (Section)	0:11.69 (1400m)
Top Speed [km/h] (Section)	62.6 (1200m)
Race State	Finished



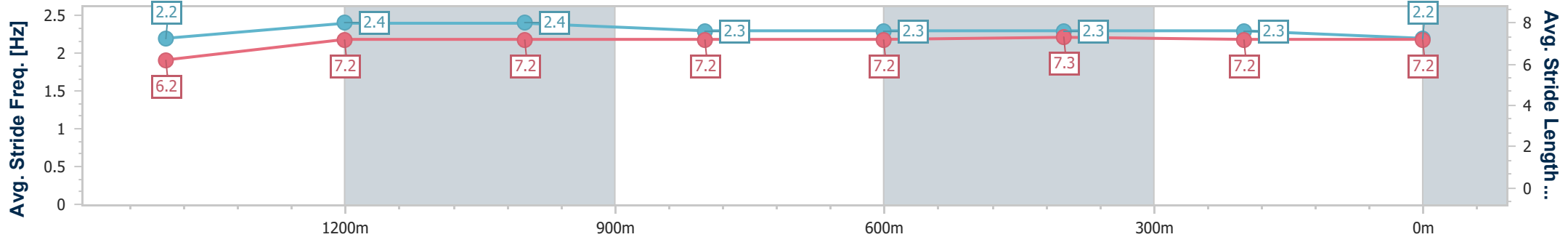
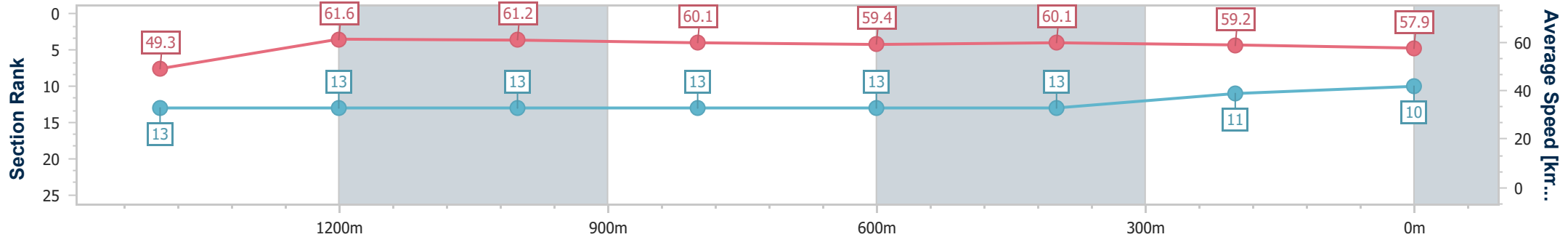
Ipswich QLD Professional
 Race 6: NCI GROUP AUSTRALIA ASSURE GLOBAL PLUS
 RATINGS BAND 0 - 58 Handicap - 1666m



19 August 2024 - 15:45

Track Rating: Soft 7, Weather: Fine, Rail Position: True

Section	Overall	1400m	1200m	1000m	800m	600m	400m	200m
Section Times	1:43.61 [10] (0:19.48)	1:24.13 [13] (0:11.69)	1:12.44 [13] (0:11.78)	1:00.66 [13] (0:12.00)	0:48.66 [13] (0:12.15)	0:36.51 [13] (0:11.94)	0:24.57 [13] (0:12.15)	0:12.42 [11] (0:12.42)
Average Speed [km/h]	49.3	61.6	61.2	60.1	59.4	60.1	59.2	57.9
Top Speed [km/h]	62.4	62.4	62.6	60.8	59.9	60.5	60.4	60.3
Avg. Dist. to Rail [m]	5.1	0.2	0.5	0.9	0.4	0.6	1.4	4.4
Avg. Stride Freq. [Hz]	2.2	2.4	2.4	2.3	2.3	2.3	2.3	2.2
Avg. Stride Length [m]	6.2	7.2	7.2	7.2	7.2	7.3	7.2	7.2



- [] Ranking at each section and finish
- .-.- No data available at this section
- NA No data available



Horse/Jockey Name	Majestic Teako
Final Rank	11
Fastest Section Time (Section)	0:11.29 (1400m)
Top Speed [km/h] (Section)	64.8 (Overall)
Race State	Finished



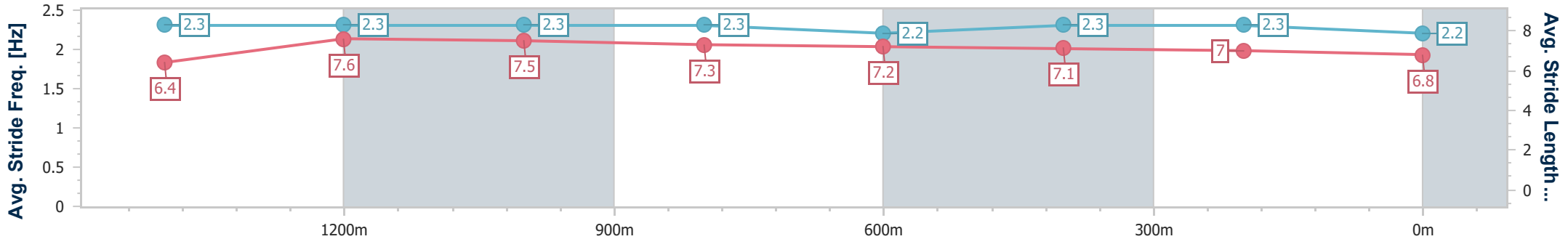
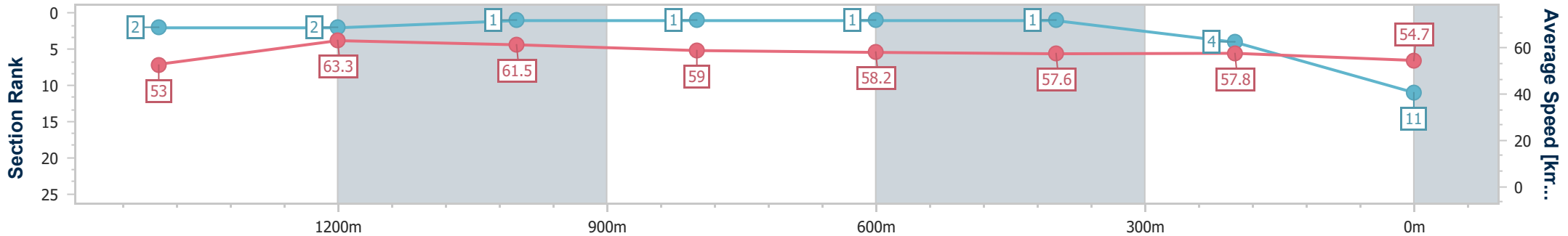
Ipswich QLD Professional
 Race 6: NCI GROUP AUSTRALIA ASSURE GLOBAL PLUS
 RATINGS BAND 0 - 58 Handicap - 1666m



19 August 2024 - 15:45

Track Rating: Soft 7, Weather: Fine, Rail Position: True

Section	Overall	1400m	1200m	1000m	800m	600m	400m	200m
Section Times	1:43.65 [11] (0:18.12)	1:25.53 [2] (0:11.29)	1:14.24 [2] (0:11.68)	1:02.56 [1] (0:12.16)	0:50.40 [1] (0:12.35)	0:38.05 [1] (0:12.48)	0:25.57 [1] (0:12.41)	0:13.16 [4] (0:13.16)
Average Speed [km/h]	53.0	63.3	61.5	59.0	58.2	57.6	57.8	54.7
Top Speed [km/h]	64.8	63.9	63.0	59.3	59.0	58.4	59.4	56.7
Avg. Dist. to Rail [m]	4.7	0.9	1.0	0.9	0.7	0.5	0.6	0.4
Avg. Stride Freq. [Hz]	2.3	2.3	2.3	2.3	2.2	2.3	2.3	2.2
Avg. Stride Length [m]	6.4	7.6	7.5	7.3	7.2	7.1	7.0	6.8



- [] Ranking at each section and finish
- .-.- No data available at this section
- NA No data available



Horse/Jockey Name	Camelot Star
Final Rank	12
Fastest Section Time (Section)	0:11.58 (1400m)
Top Speed [km/h] (Section)	63.9 (1200m)
Race State	Finished



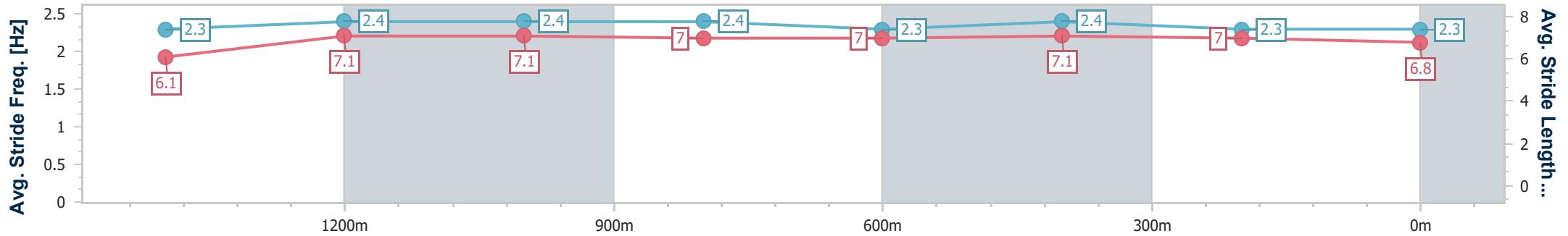
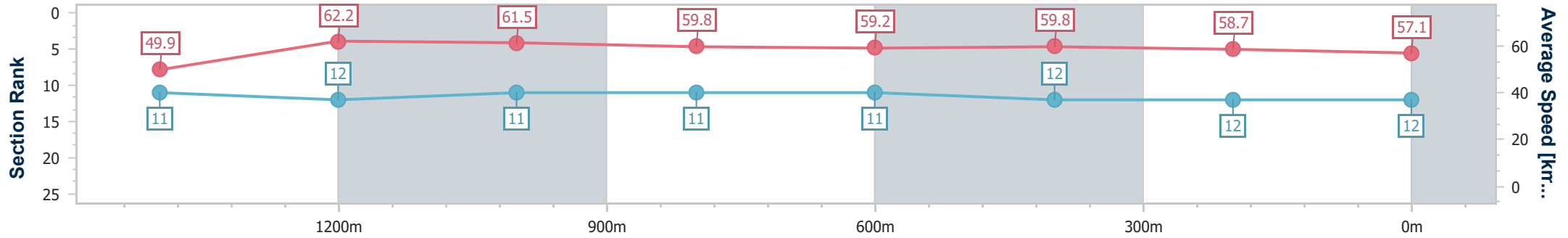
Ipswich QLD Professional
 Race 6: NCI GROUP AUSTRALIA ASSURE GLOBAL PLUS
 RATINGS BAND 0 - 58 Handicap - 1666m



19 August 2024 - 15:45

Track Rating: Soft 7, Weather: Fine, Rail Position: True

Section	Overall	1400m	1200m	1000m	800m	600m	400m	200m
Section Times	1:43.86 [12] (0:19.28)	1:24.58 [11] (0:11.58)	1:13.00 [12] (0:11.77)	1:01.23 [11] (0:12.03)	0:49.20 [11] (0:12.20)	0:37.00 [11] (0:12.05)	0:24.95 [12] (0:12.37)	0:12.58 [12] (0:12.58)
Average Speed [km/h]	49.9	62.2	61.5	59.8	59.2	59.8	58.7	57.1
Top Speed [km/h]	63.7	63.5	63.9	60.8	60.3	60.6	59.3	58.6
Avg. Dist. to Rail [m]	8.4	0.7	0.6	0.7	0.5	0.6	2.3	5.5
Avg. Stride Freq. [Hz]	2.3	2.4	2.4	2.4	2.3	2.4	2.3	2.3
Avg. Stride Length [m]	6.1	7.1	7.1	7.0	7.0	7.1	7.0	6.8



- [] Ranking at each section and finish
- .-.- No data available at this section
- NA No data available



Horse/Jockey Name	Showsungrit
Final Rank	13
Fastest Section Time (Section)	0:11.27 (1400m)
Top Speed [km/h] (Section)	65.0 (Overall)
Race State	Finished



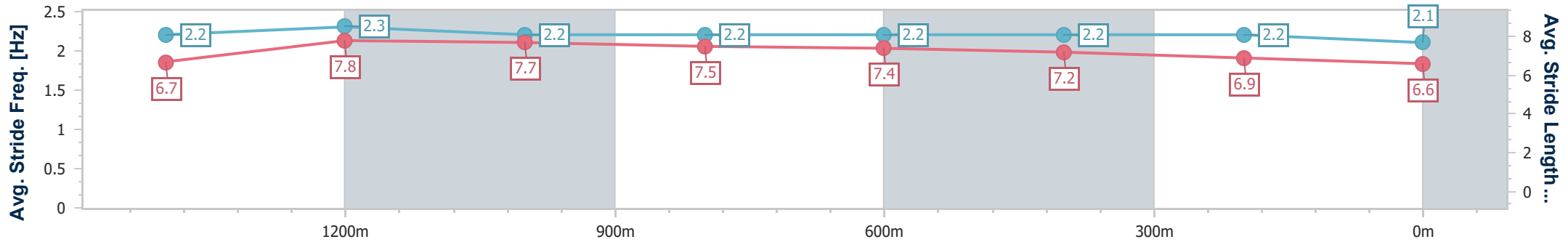
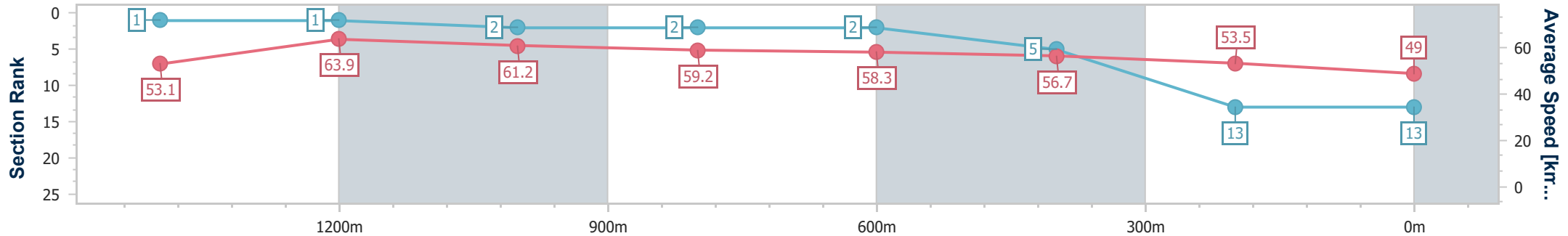
Ipswich QLD Professional
 Race 6: NCI GROUP AUSTRALIA ASSURE GLOBAL PLUS
 RATINGS BAND 0 - 58 Handicap - 1666m



19 August 2024 - 15:45

Track Rating: Soft 7, Weather: Fine, Rail Position: True

Section	Overall	1400m	1200m	1000m	800m	600m	400m	200m
Section Times	1:46.61 [13] (0:18.09)	1:28.52 [1] (0:11.27)	1:17.25 [1] (0:11.77)	1:05.48 [2] (0:12.15)	0:53.33 [2] (0:12.35)	0:40.98 [2] (0:12.76)	0:28.22 [5] (0:13.51)	0:14.71 [13] (0:14.71)
Average Speed [km/h]	53.1	63.9	61.2	59.2	58.3	56.7	53.5	49.0
Top Speed [km/h]	65.0	64.7	62.9	59.4	59.0	57.9	54.0	52.9
Avg. Dist. to Rail [m]	8.0	0.7	0.3	0.3	0.3	1.2	1.6	1.9
Avg. Stride Freq. [Hz]	2.2	2.3	2.2	2.2	2.2	2.2	2.2	2.1
Avg. Stride Length [m]	6.7	7.8	7.7	7.5	7.4	7.2	6.9	6.6



- [] Ranking at each section and finish
- .-.- No data available at this section
- NA No data available