



# Ipswich QLD Professional

## Race 7: CRIME STOPPERS QUEENSLAND Class 1 Handicap - 1350m

19 August 2024 - 16:22



Track Rating: Soft 7, Weather: Fine, Rail Position: True

Section		Overall	1200m	1000m	800m	600m	400m	Last 600m				
Field Times		1:22.12 (0:11.61)	1:10.51 (0:11.80)	0:58.71 (0:11.61)	0:47.10 (0:11.74)	0:35.36 (0:11.62)	0:23.74 (0:11.47)	0:35.36				
Rank	TAB Horse/Jockey	Barrier	Top Speed [km/h]	Fastest Section	Distance Travelled [m]							
1	14 ISLE ORNSAY Tahlia Fenlon	8	63.8 400m	0:11.47 400m	1:22.12 [1] (0:11.61)	1:10.51 [1] (0:11.80)	0:58.71 [1] (0:11.61)	0:47.10 [1] (0:11.74)	0:35.36 [1] (0:11.62)	0:23.74 [1] (0:11.47)	0:35.36	
2	13 I SAW THE LIGHT Jake Bayliss	3	65.3 600m	0:11.38 400m	1:22.25 [2] (0:11.96)	1:10.29 [5] (0:11.79)	0:58.50 [5] (0:11.85)	0:46.65 [5] (0:11.82)	0:34.83 [5] (0:11.49)	0:23.34 [4] (0:11.38)	0:34.83	+3
3	12 GLOWLIGHT Andrew Mallyon	16	64.2 400m	0:11.31 400m	1:22.63 [3] (0:12.15)	1:10.48 [7] (0:12.09)	0:58.39 [9] (0:11.91)	0:46.48 [8] (0:11.72)	0:34.76 [8] (0:11.57)	0:23.19 [8] (0:11.31)	0:34.76	-1
4	6 FREEMAN Samantha Collett	1	62.8 600m	0:11.65 400m	1:22.70 [4] (0:11.82)	1:10.88 [3] (0:11.85)	0:59.03 [4] (0:11.80)	0:47.23 [4] (0:11.67)	0:35.56 [3] (0:11.78)	0:23.78 [5] (0:11.65)	0:35.56	-3
5	4 REGGAE FIRE James Orman	2	64.9 400m	0:11.55 600m	1:22.74 [5] (0:11.80)	1:10.94 [2] (0:11.71)	0:59.23 [2] (0:11.77)	0:47.46 [3] (0:11.92)	0:35.54 [4] (0:11.55)	0:23.99 [3] (0:11.56)	0:35.54	+4
6	16 TEESANDCEES APPLY Bailey Wheeler	12	63.9 400m	0:11.65 400m	1:22.79 [6] (0:12.19)	1:10.60 [8] (0:11.81)	0:58.79 [7] (0:11.97)	0:46.82 [7] (0:11.73)	0:35.09 [6] (0:11.69)	0:23.40 [7] (0:11.65)	0:35.09	+3
7	2 ROYAL RIFT Ryan Maloney	6	63.7 1200m	0:11.59 1000m	1:23.01 [7] (0:11.90)	1:11.11 [4] (0:11.63)	0:59.48 [3] (0:11.59)	0:47.89 [2] (0:11.83)	0:36.06 [2] (0:11.79)	0:24.27 [2] (0:11.93)	0:36.06	+2
8	1 LA SAPIENZA Emily Lang	10	63.8 600m	0:11.56 400m	1:23.06 [8] (0:12.10)	1:10.96 [6] (0:11.98)	0:58.98 [8] (0:12.11)	0:46.87 [9] (0:11.71)	0:35.16 [9] (0:11.69)	0:23.47 [9] (0:11.56)	0:35.16	+3
9	10 SIERRA DE GREDOS Adin Thompson	7	63.8 600m	0:11.55 600m	1:23.28 [9] (0:12.23)	1:11.05 [9] (0:11.77)	0:59.28 [6] (0:11.92)	0:47.36 [6] (0:11.79)	0:35.57 [7] (0:11.55)	0:24.02 [6] (0:11.70)	0:35.57	+1

Scratched: Katdeel (#7), Dash Dash Dash (#8), Hatasu (#9), West Cork (#11), Dustyiam (#17), La Pittrice (#5), Feathertop (#3), Sanbano (#15)

[ ] Ranking at each section and finish  
 -:-:- No data available at this section  
 NA No data available

SCN Saddle cloth number  
 DNF Did not finish  
 DNT Did not track



**Ipswich QLD Professional**  
**Race 7: CRIME STOPPERS QUEENSLAND Class 1 Handicap - 1350m**  
 19 August 2024 - 16:22



Track Rating: Soft 7, Weather: Fine, Rail Position: True

Section				200m				Last 600m		
Field Times				0:12.27				0:35.36		
				(0:12.27)						
Rank	TAB	Horse/Jockey	Barrier	Top Speed [km/h]	Fastest Section	Margin			Distance Travelled [m]	
1	14	<b>ISLE ORNSAY</b> Tahlia Fenlon	8	63.8 400m	0:11.47 400m	0:12.27 [1] (0:12.27)	1:22.12		0:35.36	
2	13	<b>I SAW THE LIGHT</b> Jake Bayliss	3	65.3 600m	0:11.38 400m	0:11.96 [2] (0:11.96)	0.74L		0:34.83	+3
3	12	<b>GLOWLIGHT</b> Andrew Mallyon	16	64.2 400m	0:11.31 400m	0:11.88 [6] (0:11.88)	2.98L		0:34.76	-1
4	6	<b>FREEMAN</b> Samantha Collett	1	62.8 600m	0:11.65 400m	0:12.13 [4] (0:12.13)	3.39L		0:35.56	-3
5	4	<b>REGGAE FIRE</b> James Orman	2	64.9 400m	0:11.55 600m	0:12.43 [3] (0:12.43)	3.66L		0:35.54	+4
6	16	<b>TEESANDCEES APPLY</b> Bailey Wheeler	12	63.9 400m	0:11.65 400m	0:11.75 [8] (0:11.75)	3.91L		0:35.09	+3
7	2	<b>ROYAL RIFT</b> Ryan Maloney	6	63.7 1200m	0:11.59 1000m	0:12.34 [5] (0:12.34)	5.24L		0:36.06	+2
8	1	<b>LA SAPIENZA</b> Emily Lang	10	63.8 600m	0:11.56 400m	0:11.91 [9] (0:11.91)	5.5L		0:35.16	+3
9	10	<b>SIERRA DE GREDOS</b> Adin Thompson	7	63.8 600m	0:11.55 600m	0:12.32 [7] (0:12.32)	6.79L		0:35.57	+1

Scratched: Katdeel (#7), Dash Dash Dash (#8), Hatasu (#9), West Cork (#11), Dustyiam (#17), La Pittrice (#5), Feathertop (#3), Sanbano (#15)

[ ] Ranking at each section and finish  
 -:-:- No data available at this section  
 NA No data available

SCN Saddle cloth number  
 DNF Did not finish  
 DNT Did not track



Horse/Jockey Name	Isle Ornsay
Final Rank	1
Fastest Section Time (Section)	0:11.47 (400m)
Top Speed [km/h] (Section)	63.8 (400m)
Race State	Finished



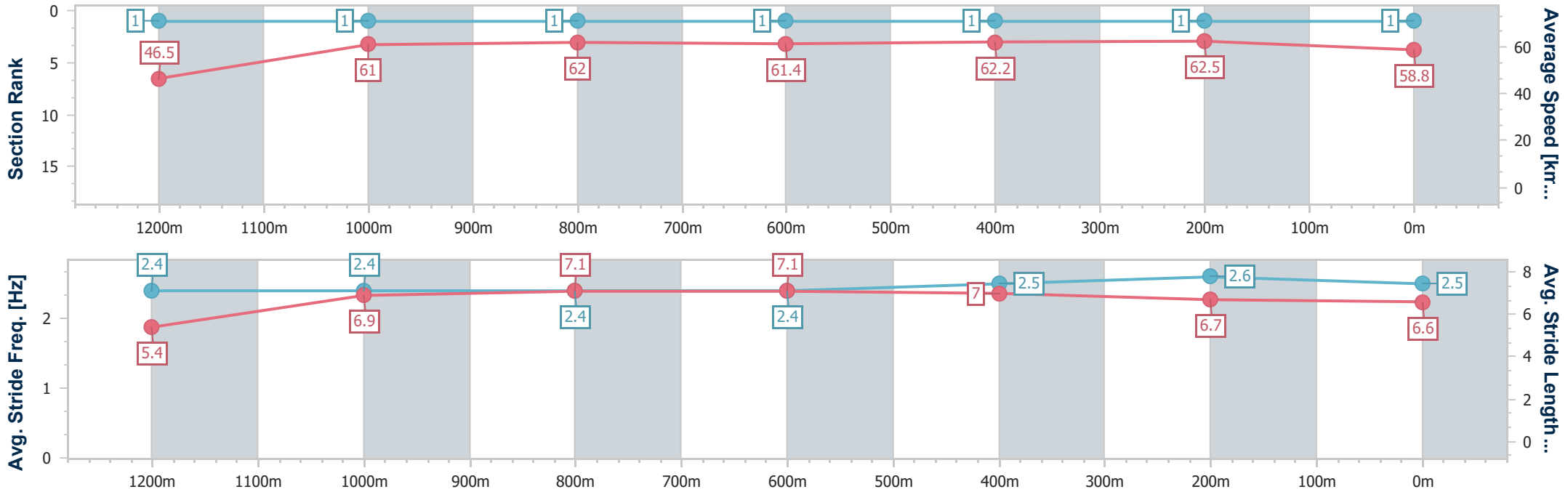
Ipswich QLD Professional  
Race 7: CRIME STOPPERS QUEENSLAND Class 1 Handicap - 1350m



19 August 2024 - 16:22

Track Rating: Soft 7, Weather: Fine, Rail Position: True

Section	Overall	1200m	1000m	800m	600m	400m	200m
Section Times	1:22.12 [1] (0:11.61)	1:10.51 [1] (0:11.80)	0:58.71 [1] (0:11.61)	0:47.10 [1] (0:11.74)	0:35.36 [1] (0:11.62)	0:23.74 [1] (0:11.47)	0:12.27 [1] (0:12.27)
Average Speed [km/h]	46.5	61.0	62.0	61.4	62.2	62.5	58.8
Top Speed [km/h]	62.7	62.6	62.6	62.3	63.8	63.8	61.5
Avg. Dist. to Rail [m]	4.3	0.4	0.7	0.4	0.6	0.4	0.4
Avg. Stride Freq. [Hz]	2.4	2.4	2.4	2.4	2.5	2.6	2.5
Avg. Stride Length [m]	5.4	6.9	7.1	7.1	7.0	6.7	6.6



- [ ] Ranking at each section and finish
- .-.- No data available at this section
- NA No data available



Horse/Jockey Name	I Saw The Light
Final Rank	2
Fastest Section Time (Section)	0:11.38 (400m)
Top Speed [km/h] (Section)	65.3 (600m)
Race State	Finished



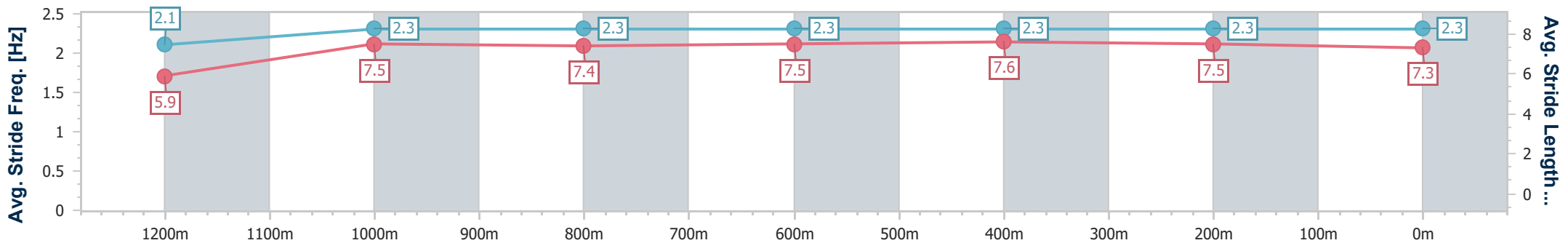
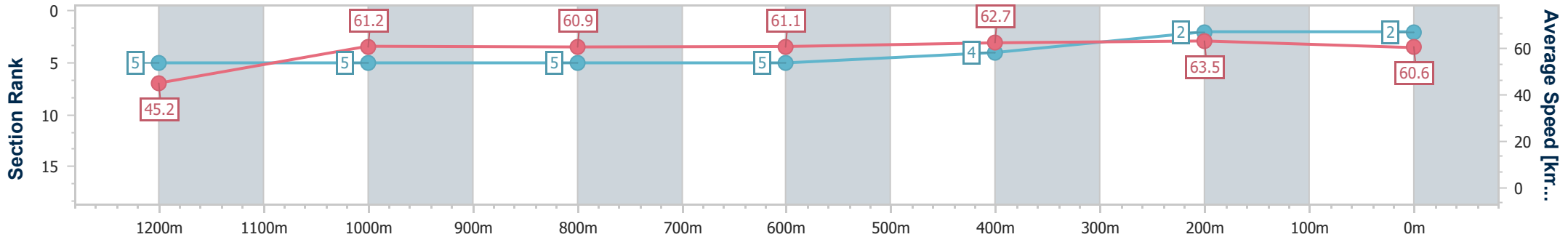
Ipswich QLD Professional  
Race 7: CRIME STOPPERS QUEENSLAND Class 1 Handicap - 1350m



19 August 2024 - 16:22

Track Rating: Soft 7, Weather: Fine, Rail Position: True

Section	Overall	1200m	1000m	800m	600m	400m	200m
Section Times	1:22.25 [2] (0:11.96)	1:10.29 [5] (0:11.79)	0:58.50 [5] (0:11.85)	0:46.65 [5] (0:11.82)	0:34.83 [5] (0:11.49)	0:23.34 [4] (0:11.38)	0:11.96 [2] (0:11.96)
Average Speed [km/h]	45.2	61.2	60.9	61.1	62.7	63.5	60.6
Top Speed [km/h]	60.4	62.4	61.6	61.7	65.3	64.5	62.3
Avg. Dist. to Rail [m]	3.3	1.9	1.1	0.2	0.3	1.9	2.2
Avg. Stride Freq. [Hz]	2.1	2.3	2.3	2.3	2.3	2.3	2.3
Avg. Stride Length [m]	5.9	7.5	7.4	7.5	7.6	7.5	7.3



- [ ] Ranking at each section and finish
- .-.- No data available at this section
- NA No data available



Horse/Jockey Name	Glowlight
Final Rank	3
Fastest Section Time (Section)	0:11.31 (400m)
Top Speed [km/h] (Section)	64.2 (400m)
Race State	Finished



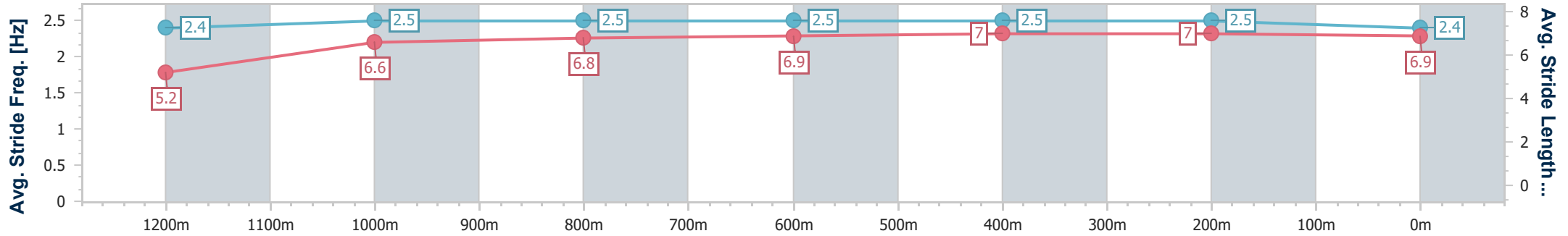
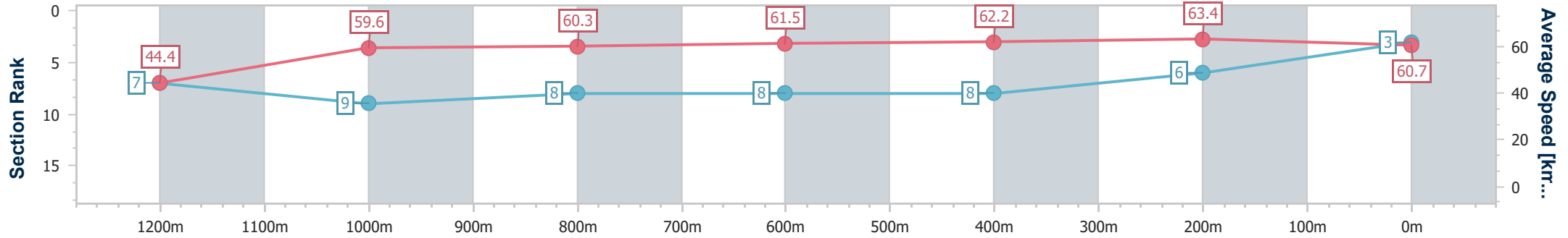
Ipswich QLD Professional  
Race 7: CRIME STOPPERS QUEENSLAND Class 1 Handicap - 1350m



19 August 2024 - 16:22

Track Rating: Soft 7, Weather: Fine, Rail Position: True

Section	Overall	1200m	1000m	800m	600m	400m	200m
Section Times	1:22.63 [3] (0:12.15)	1:10.48 [7] (0:12.09)	0:58.39 [9] (0:11.91)	0:46.48 [8] (0:11.72)	0:34.76 [8] (0:11.57)	0:23.19 [8] (0:11.31)	0:11.88 [6] (0:11.88)
Average Speed [km/h]	44.4	59.6	60.3	61.5	62.2	63.4	60.7
Top Speed [km/h]	59.4	62.4	61.1	62.2	63.7	64.2	62.3
Avg. Dist. to Rail [m]	7.1	2.3	0.5	0.4	0.6	1.2	3.5
Avg. Stride Freq. [Hz]	2.4	2.5	2.5	2.5	2.5	2.5	2.4
Avg. Stride Length [m]	5.2	6.6	6.8	6.9	7.0	7.0	6.9



- [ ] Ranking at each section and finish
- .-.- No data available at this section
- NA No data available



Horse/Jockey Name	Freeman
Final Rank	4
Fastest Section Time (Section)	0:11.65 (400m)
Top Speed [km/h] (Section)	62.8 (600m)
Race State	Finished



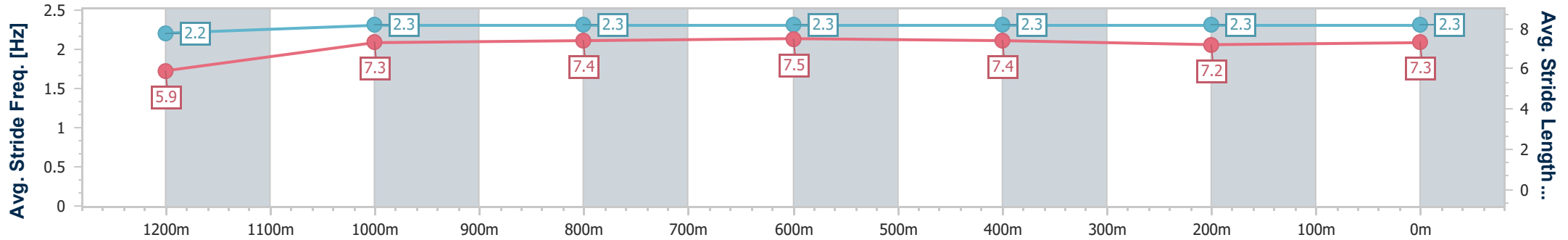
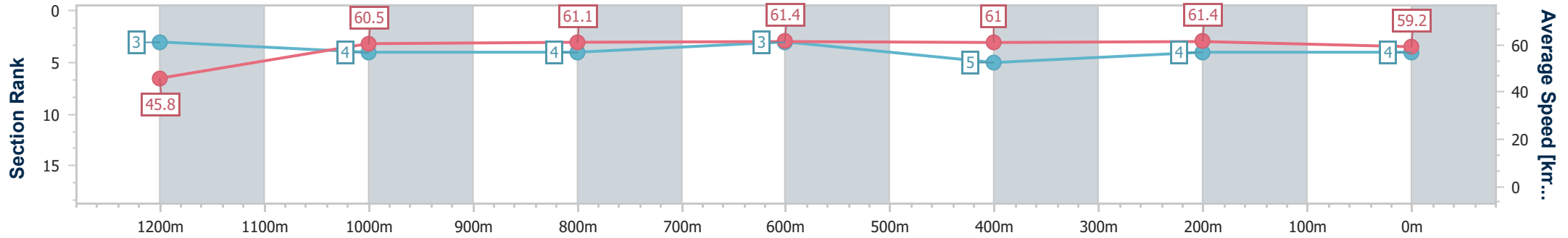
Ipswich QLD Professional  
Race 7: CRIME STOPPERS QUEENSLAND Class 1 Handicap - 1350m



19 August 2024 - 16:22

Track Rating: Soft 7, Weather: Fine, Rail Position: True

Section	Overall	1200m	1000m	800m	600m	400m	200m
Section Times	1:22.70 [4] (0:11.82)	1:10.88 [3] (0:11.85)	0:59.03 [4] (0:11.80)	0:47.23 [4] (0:11.67)	0:35.56 [3] (0:11.78)	0:23.78 [5] (0:11.65)	0:12.13 [4] (0:12.13)
Average Speed [km/h]	45.8	60.5	61.1	61.4	61.0	61.4	59.2
Top Speed [km/h]	60.9	61.6	61.6	62.6	62.8	62.3	61.4
Avg. Dist. to Rail [m]	0.6	0.4	0.5	0.9	1.1	1.0	0.4
Avg. Stride Freq. [Hz]	2.2	2.3	2.3	2.3	2.3	2.3	2.3
Avg. Stride Length [m]	5.9	7.3	7.4	7.5	7.4	7.2	7.3



- [ ] Ranking at each section and finish
- .-.- No data available at this section
- NA No data available



Horse/Jockey Name	Reggae Fire
Final Rank	5
Fastest Section Time (Section)	0:11.55 (600m)
Top Speed [km/h] (Section)	64.9 (400m)
Race State	Finished



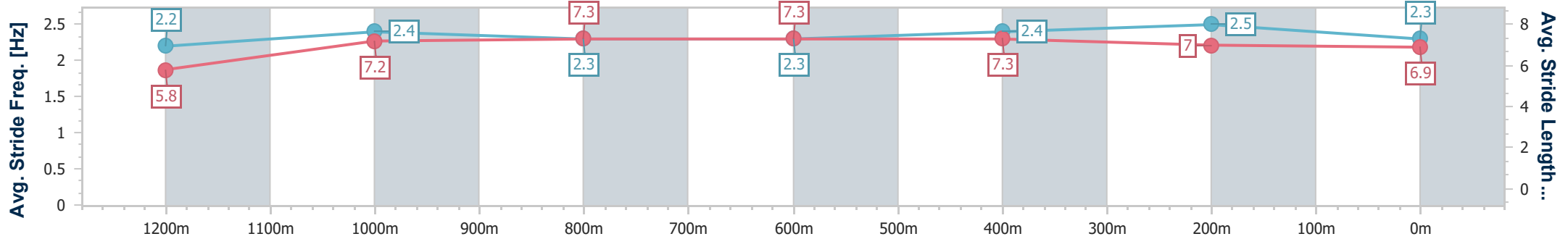
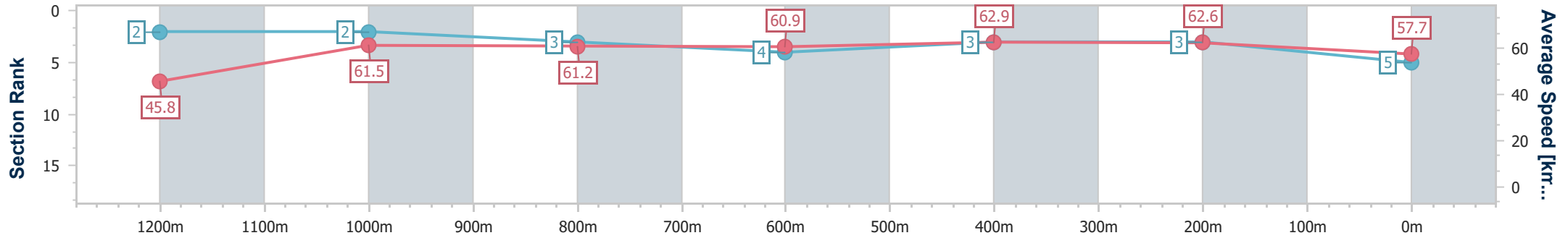
Ipswich QLD Professional  
Race 7: CRIME STOPPERS QUEENSLAND Class 1 Handicap - 1350m



19 August 2024 - 16:22

Track Rating: Soft 7, Weather: Fine, Rail Position: True

Section	Overall	1200m	1000m	800m	600m	400m	200m
Section Times	1:22.74 [5] (0:11.80)	1:10.94 [2] (0:11.71)	0:59.23 [2] (0:11.77)	0:47.46 [3] (0:11.92)	0:35.54 [4] (0:11.55)	0:23.99 [3] (0:11.56)	0:12.43 [3] (0:12.43)
Average Speed [km/h]	45.8	61.5	61.2	60.9	62.9	62.6	57.7
Top Speed [km/h]	61.2	62.1	62.1	62.5	64.5	64.9	60.9
Avg. Dist. to Rail [m]	2.2	1.3	0.7	1.2	1.8	1.9	1.3
Avg. Stride Freq. [Hz]	2.2	2.4	2.3	2.3	2.4	2.5	2.3
Avg. Stride Length [m]	5.8	7.2	7.3	7.3	7.3	7.0	6.9



- [ ] Ranking at each section and finish
- .-.- No data available at this section
- NA No data available



Horse/Jockey Name	Teesandcees Apply
Final Rank	6
Fastest Section Time (Section)	0:11.65 (400m)
Top Speed [km/h] (Section)	63.9 (400m)
Race State	Finished



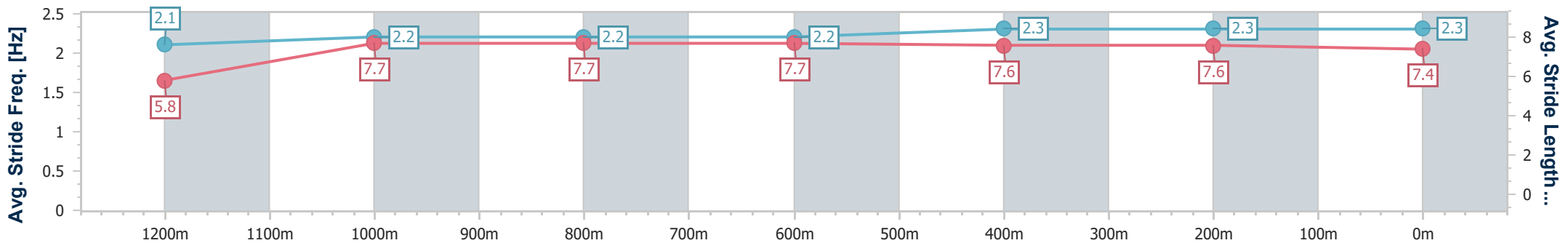
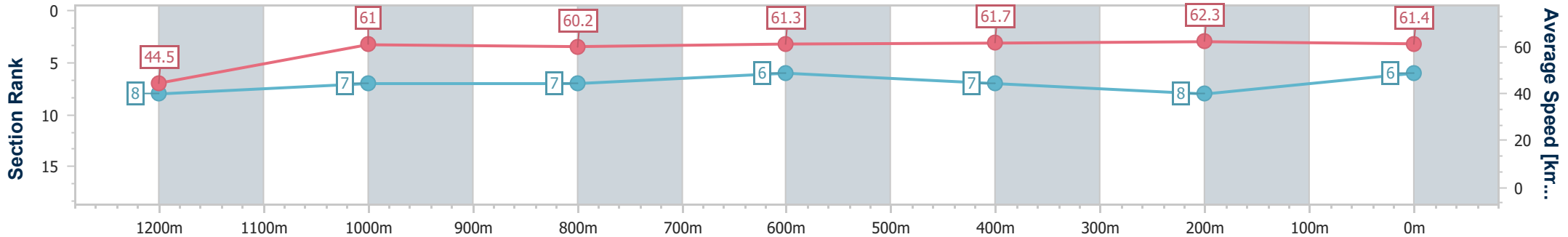
Ipswich QLD Professional  
Race 7: CRIME STOPPERS QUEENSLAND Class 1 Handicap - 1350m



19 August 2024 - 16:22

Track Rating: Soft 7, Weather: Fine, Rail Position: True

Section	Overall	1200m	1000m	800m	600m	400m	200m
Section Times	1:22.79 [6] (0:12.19)	1:10.60 [8] (0:11.81)	0:58.79 [7] (0:11.97)	0:46.82 [7] (0:11.73)	0:35.09 [6] (0:11.69)	0:23.40 [7] (0:11.65)	0:11.75 [8] (0:11.75)
Average Speed [km/h]	44.5	61.0	60.2	61.3	61.7	62.3	61.4
Top Speed [km/h]	61.5	61.9	61.3	62.1	63.3	63.9	62.0
Avg. Dist. to Rail [m]	4.9	1.5	0.9	0.4	0.6	3.2	5.2
Avg. Stride Freq. [Hz]	2.1	2.2	2.2	2.2	2.3	2.3	2.3
Avg. Stride Length [m]	5.8	7.7	7.7	7.7	7.6	7.6	7.4



- [ ] Ranking at each section and finish
- .-.- No data available at this section
- NA No data available





Horse/Jockey Name	Royal Rift
Final Rank	7
Fastest Section Time (Section)	0:11.59 (1000m)
Top Speed [km/h] (Section)	63.7 (1200m)
Race State	Finished



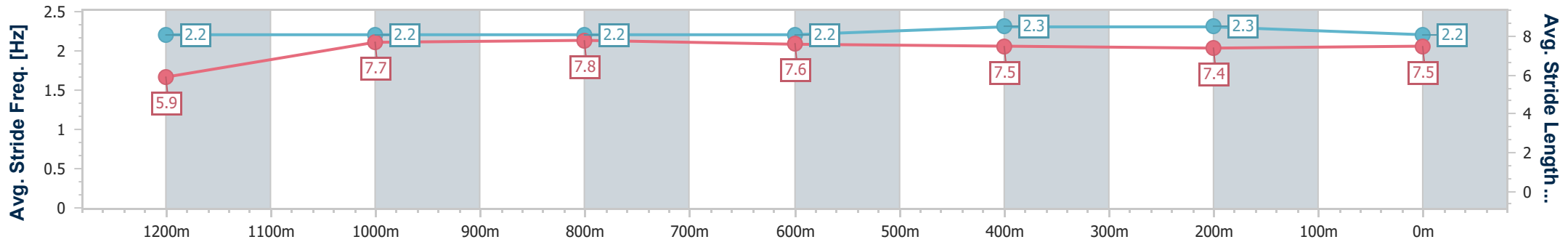
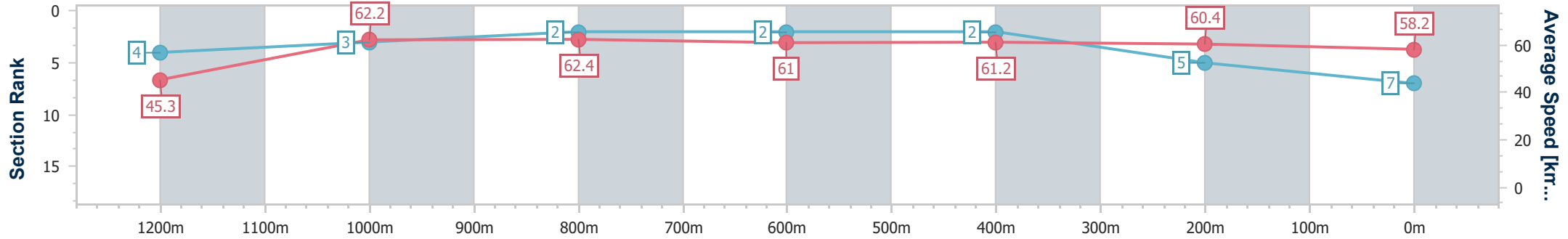
Ipswich QLD Professional  
Race 7: CRIME STOPPERS QUEENSLAND Class 1 Handicap - 1350m



19 August 2024 - 16:22

Track Rating: Soft 7, Weather: Fine, Rail Position: True

Section	Overall	1200m	1000m	800m	600m	400m	200m
Section Times	1:23.01 [7] (0:11.90)	1:11.11 [4] (0:11.63)	0:59.48 [3] (0:11.59)	0:47.89 [2] (0:11.83)	0:36.06 [2] (0:11.79)	0:24.27 [2] (0:11.93)	0:12.34 [5] (0:12.34)
Average Speed [km/h]	45.3	62.2	62.4	61.0	61.2	60.4	58.2
Top Speed [km/h]	60.3	63.7	63.6	62.7	62.2	61.9	59.8
Avg. Dist. to Rail [m]	3.3	2.4	2.0	1.2	0.4	0.4	1.9
Avg. Stride Freq. [Hz]	2.2	2.2	2.2	2.2	2.3	2.3	2.2
Avg. Stride Length [m]	5.9	7.7	7.8	7.6	7.5	7.4	7.5



- [ ] Ranking at each section and finish
- .-.- No data available at this section
- NA No data available



Horse/Jockey Name	La Sapienza
Final Rank	8
Fastest Section Time (Section)	0:11.56 (400m)
Top Speed [km/h] (Section)	63.8 (600m)
Race State	Finished



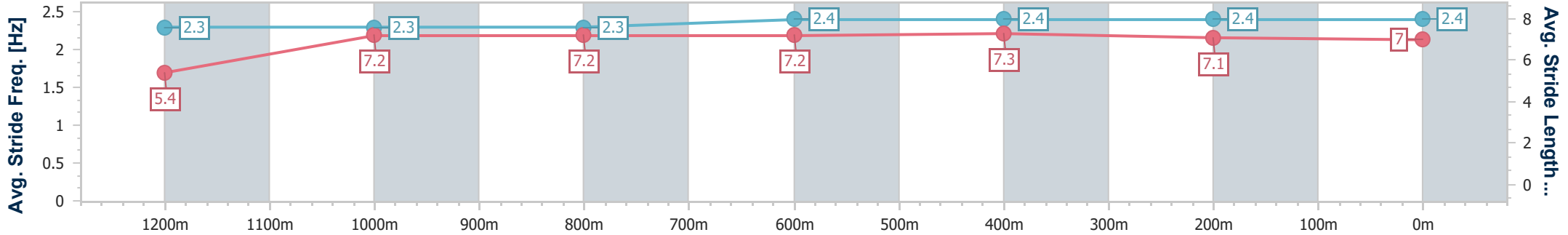
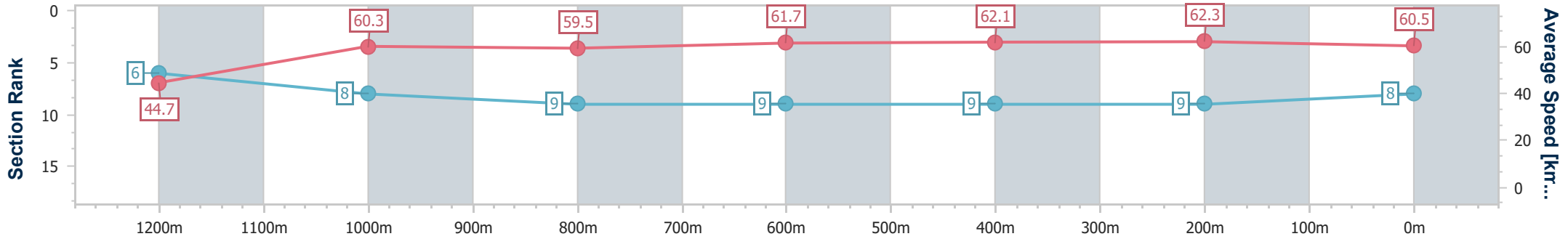
Ipswich QLD Professional  
Race 7: CRIME STOPPERS QUEENSLAND Class 1 Handicap - 1350m



19 August 2024 - 16:22

Track Rating: Soft 7, Weather: Fine, Rail Position: True

Section	Overall	1200m	1000m	800m	600m	400m	200m
Section Times	1:23.06 [8] (0:12.10)	1:10.96 [6] (0:11.98)	0:58.98 [8] (0:12.11)	0:46.87 [9] (0:11.71)	0:35.16 [9] (0:11.69)	0:23.47 [9] (0:11.56)	0:11.91 [9] (0:11.91)
Average Speed [km/h]	44.7	60.3	59.5	61.7	62.1	62.3	60.5
Top Speed [km/h]	59.9	61.3	61.5	62.2	63.8	63.7	61.8
Avg. Dist. to Rail [m]	5.0	2.1	1.3	1.2	1.7	0.7	2.8
Avg. Stride Freq. [Hz]	2.3	2.3	2.3	2.4	2.4	2.4	2.4
Avg. Stride Length [m]	5.4	7.2	7.2	7.2	7.3	7.1	7.0



- [ ] Ranking at each section and finish
- .-.- No data available at this section
- NA No data available



Horse/Jockey Name	Sierra De Gredos
Final Rank	9
Fastest Section Time (Section)	0:11.55 (600m)
Top Speed [km/h] (Section)	63.8 (600m)
Race State	Finished



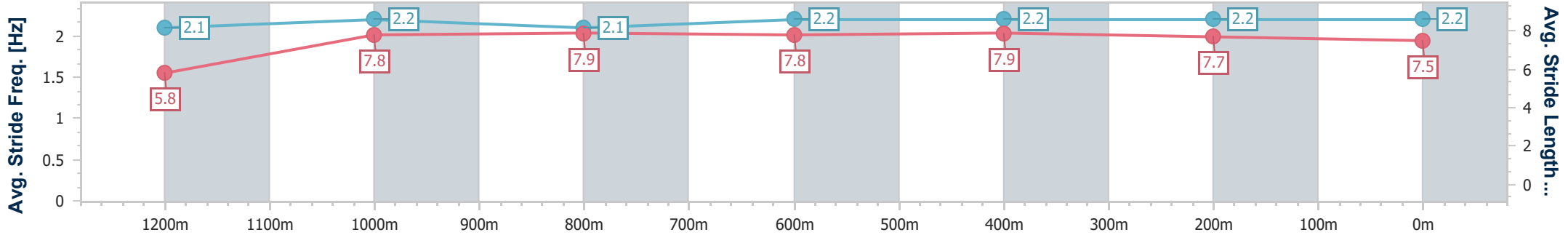
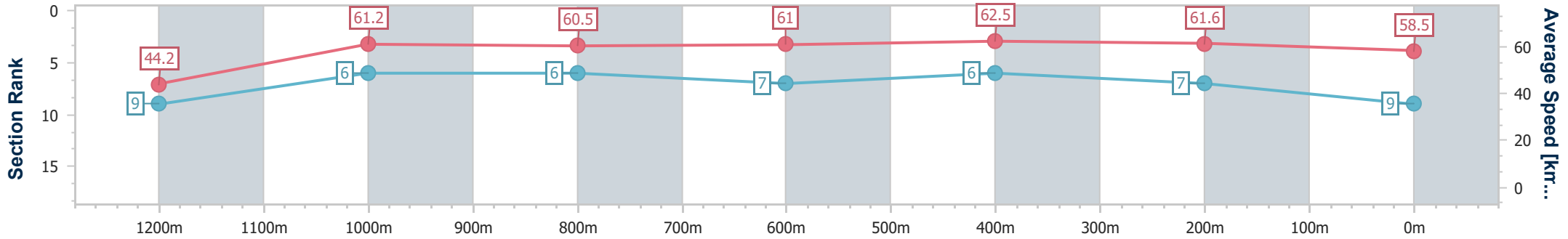
Ipswich QLD Professional  
Race 7: CRIME STOPPERS QUEENSLAND Class 1 Handicap - 1350m



19 August 2024 - 16:22

Track Rating: Soft 7, Weather: Fine, Rail Position: True

Section	Overall	1200m	1000m	800m	600m	400m	200m
Section Times	1:23.28 [9] (0:12.23)	1:11.05 [9] (0:11.77)	0:59.28 [6] (0:11.92)	0:47.36 [6] (0:11.79)	0:35.57 [7] (0:11.55)	0:24.02 [6] (0:11.70)	0:12.32 [7] (0:12.32)
Average Speed [km/h]	44.2	61.2	60.5	61.0	62.5	61.6	58.5
Top Speed [km/h]	61.5	62.8	61.3	62.0	63.8	63.1	59.7
Avg. Dist. to Rail [m]	2.8	0.4	0.4	0.6	0.5	1.2	4.0
Avg. Stride Freq. [Hz]	2.1	2.2	2.1	2.2	2.2	2.2	2.2
Avg. Stride Length [m]	5.8	7.8	7.9	7.8	7.9	7.7	7.5



- [ ] Ranking at each section and finish
- .-.- No data available at this section
- NA No data available