



# Ipswich QLD Professional

## Race 8: TAB BENCHMARK 62 Handicap - 1350m

19 August 2024 - 17:02



Track Rating: Soft 7, Weather: Fine, Rail Position: True

Section		Field Times										Last 600m	
		Overall	1200m	1000m	800m	600m	400m					0:35.06	
		(0:11.31)	(0:11.48)	(0:11.84)	(0:11.69)	(0:11.53)	(0:11.43)						
Rank	TAB	Horse/Jockey	Barrier	Top Speed [km/h]	Fastest Section							Distance Travelled [m]	
1	2	<b>MR WANDJI</b> Corey Sutherland	23	65.0	0:11.33	1:21.38 [1]	1:10.05 [2]	0:58.59 [1]	0:46.75 [1]	0:35.06 [1]	0:23.53 [1]	0:35.06	
				1200m	Overall	(0:11.33)	(0:11.46)	(0:11.84)	(0:11.69)	(0:11.53)	(0:11.43)		
2	11	<b>NIPPA'S NIGHTCAP</b> Cejay Graham	2	65.3	0:11.52	1:22.09 [2]	1:10.37 [6]	0:58.85 [6]	0:46.72 [7]	0:34.94 [7]	0:23.27 [7]	0:34.94	+5
				1200m	1200m	(0:11.72)	(0:11.52)	(0:12.13)	(0:11.78)	(0:11.67)	(0:11.52)		
3	10	<b>COLD ONE</b> Stephanie Thornton	9	65.1	0:11.46	1:22.10 [3]	1:10.46 [5]	0:59.00 [4]	0:47.21 [2]	0:35.38 [4]	0:23.78 [3]	0:35.38	+5
				1200m	1200m	(0:11.64)	(0:11.46)	(0:11.79)	(0:11.83)	(0:11.60)	(0:11.61)		
4	8	<b>PENDING</b> James Orman	8	64.3	0:11.52	1:22.20 [4]	1:10.26 [8]	0:58.59 [9]	0:46.68 [8]	0:34.89 [8]	0:23.19 [8]	0:34.89	+1
				400m	400m	(0:11.94)	(0:11.67)	(0:11.91)	(0:11.79)	(0:11.70)	(0:11.52)		
5	18	<b>BELYAEV</b> Dan McGillivray	4	63.9	0:11.47	1:22.43 [5]	1:10.96 [3]	0:59.21 [5]	0:47.32 [6]	0:35.54 [6]	0:23.88 [5]	0:35.54	-1
				Overall	Overall	(0:11.47)	(0:11.75)	(0:11.89)	(0:11.78)	(0:11.66)	(0:11.59)		
6	20	<b>IN THE BLINK</b> Damien Thornton	11	64.0	0:11.51	1:22.50 [6]	1:10.47 [10]	0:58.90 [8]	0:46.83 [9]	0:35.05 [9]	0:23.49 [9]	0:35.05	+4
				400m	400m	(0:12.03)	(0:11.57)	(0:12.07)	(0:11.78)	(0:11.56)	(0:11.51)		
7	12	<b>JENNI INDA JUNGLE</b> Danny Peisley	5	65.1	0:11.48	1:22.54 [7]	1:10.96 [4]	0:59.48 [3]	0:47.64 [3]	0:35.97 [2]	0:24.30 [2]	0:35.97	+2
				Overall	1200m	(0:11.58)	(0:11.48)	(0:11.84)	(0:11.67)	(0:11.67)	(0:11.85)		
8	5	<b>FEATHERTOP</b> Andrew Mallyon	16	64.9	0:11.53	1:22.58 [8]	1:10.60 [9]	0:58.84 [10]	0:46.89 [10]	0:35.11 [10]	0:23.50 [10]	0:35.11	+1
				Overall	400m	(0:11.98)	(0:11.76)	(0:11.95)	(0:11.78)	(0:11.61)	(0:11.53)		
9	23	<b>HOOKS</b> Trudy Thornton	7	64.7	0:11.31	1:22.81 [9]	1:11.50 [1]	0:59.82 [2]	0:47.89 [4]	0:36.12 [3]	0:24.48 [4]	0:36.12	+0
				Overall	Overall	(0:11.31)	(0:11.68)	(0:11.93)	(0:11.77)	(0:11.64)	(0:11.84)		
10	16	<b>MILEY'S MEMORY</b> Michael Cahill	1	64.1	0:11.53	1:23.26 [10]	1:11.46 [7]	0:59.93 [7]	0:48.15 [5]	0:36.46 [5]	0:24.59 [6]	0:36.46	+3
				Overall	1200m	(0:11.80)	(0:11.53)	(0:11.78)	(0:11.69)	(0:11.87)	(0:11.96)		

Scratched: Dragon Pins (#1), Freddie (#3), Conquistadores (#4), Orient's Secret (#6), Miss Helmut (#24), Power Flash (#13), Star Seeker (#14), Maurizma (#15), Union Spirit (#7), Zattastar (#9), Sierra De Gredo

[ ] Ranking at each section and finish  
 -:-:- No data available at this section  
 NA No data available  
 SCN Saddle cloth number  
 DNF Did not finish  
 DNT Did not track



# Ipswich QLD Professional

## Race 8: TAB BENCHMARK 62 Handicap - 1350m

19 August 2024 - 17:02



Track Rating: Soft 7, Weather: Fine, Rail Position: True

Section				200m				Last 600m	
Field Times				0:12.10 (0:12.10)				0:35.06	
Rank	TAB	Horse/Jockey	Barrier	Top Speed [km/h]	Fastest Section	Margin			Distance Travelled [m]
1	2	<b>MR WANDJI</b> Corey Sutherland	23	65.0 1200m	0:11.33 Overall	0:12.10 [1] (0:12.10)	1:21.38		0:35.06
2	11	<b>NIPPA'S NIGHTCAP</b> Cejay Graham	2	65.3 1200m	0:11.52 1200m	0:11.75 [6] (0:11.75)	4.22L		0:34.94 +5
3	10	<b>COLD ONE</b> Stephanie Thornton	9	65.1 1200m	0:11.46 1200m	0:12.17 [2] (0:12.17)	4.25L		0:35.38 +5
4	8	<b>PENDING</b> James Orman	8	64.3 400m	0:11.52 400m	0:11.67 [8] (0:11.67)	4.85L		0:34.89 +1
5	18	<b>BELYAEV</b> Dan McGillivray	4	63.9 Overall	0:11.47 Overall	0:12.29 [4] (0:12.29)	6.17L		0:35.54 -1
6	20	<b>IN THE BLINK</b> Damien Thornton	11	64.0 400m	0:11.51 400m	0:11.98 [7] (0:11.98)	6.6L		0:35.05 +4
7	12	<b>JENNI INDA JUNGLE</b> Danny Peisley	5	65.1 Overall	0:11.48 1200m	0:12.45 [3] (0:12.45)	6.86L		0:35.97 +2
8	5	<b>FEATHERTOP</b> Andrew Mallyon	16	64.9 Overall	0:11.53 400m	0:11.97 [9] (0:11.97)	7.08L		0:35.11 +1
9	23	<b>HOOKS</b> Trudy Thornton	7	64.7 Overall	0:11.31 Overall	0:12.64 [5] (0:12.64)	8.44L		0:36.12 +0
10	16	<b>MILEY'S MEMORY</b> Michael Cahill	1	64.1 Overall	0:11.53 1200m	0:12.63 [10] (0:12.63)	11.06L		0:36.46 +3

Scratched: Dragon Pins (#1), Freddie (#3), Conquistadores (#4), Orient's Secret (#6), Miss Helmut (#24), Power Flash (#13), Star Seeker (#14), Maurizma (#15), Union Spirit (#7), Zattastar (#9), Sierra De Gredo

[ ] Ranking at each section and finish  
 -:-:- No data available at this section  
 NA No data available

SCN Saddle cloth number  
 DNF Did not finish  
 DNT Did not track



Horse/Jockey Name	Mr Wandji
Final Rank	1
Fastest Section Time (Section)	0:11.33 (Overall)
Top Speed [km/h] (Section)	65.0 (1200m)
Race State	Finished



### Ipswich QLD Professional

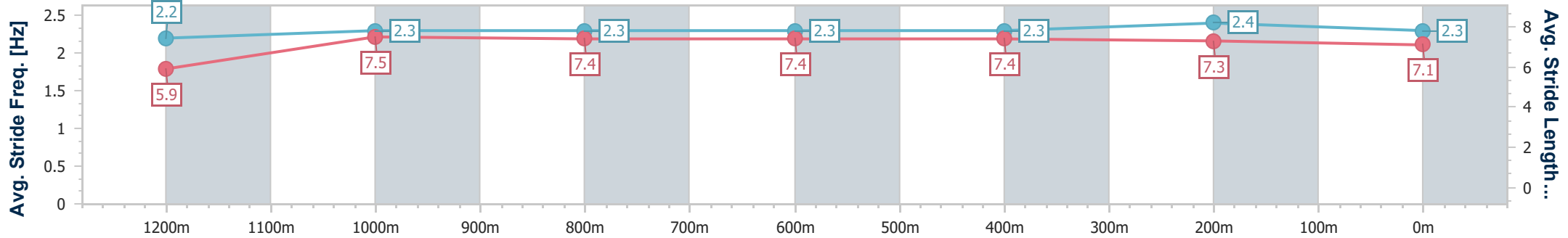
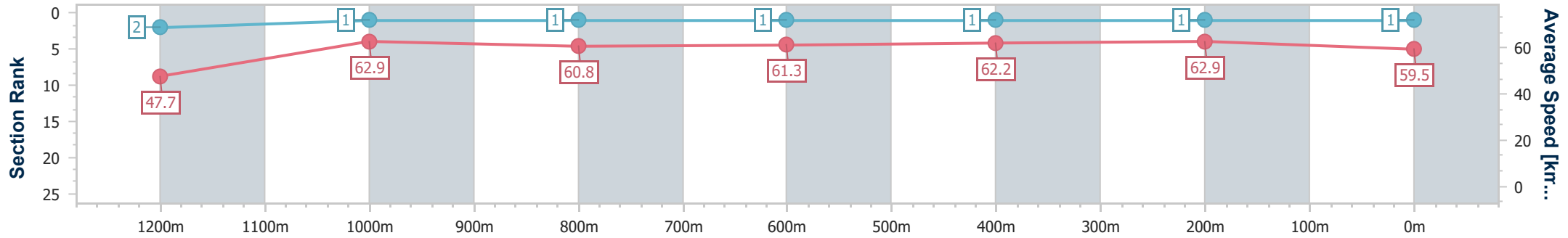
Race 8: TAB BENCHMARK 62 Handicap - 1350m

19 August 2024 - 17:02

Track Rating: Soft 7, Weather: Fine, Rail Position: True



Section	Overall	1200m	1000m	800m	600m	400m	200m
Section Times	1:21.38 [1] (0:11.33)	1:10.05 [2] (0:11.46)	0:58.59 [1] (0:11.84)	0:46.75 [1] (0:11.69)	0:35.06 [1] (0:11.53)	0:23.53 [1] (0:11.43)	0:12.10 [1] (0:12.10)
Average Speed [km/h]	47.7	62.9	60.8	61.3	62.2	62.9	59.5
Top Speed [km/h]	64.2	65.0	62.1	61.6	64.2	64.3	62.6
Avg. Dist. to Rail [m]	8.3	2.2	0.8	1.4	0.7	0.4	0.9
Avg. Stride Freq. [Hz]	2.2	2.3	2.3	2.3	2.3	2.4	2.3
Avg. Stride Length [m]	5.9	7.5	7.4	7.4	7.4	7.3	7.1



- [ ] Ranking at each section and finish
- .-.- No data available at this section
- NA No data available



Horse/Jockey Name	Nippa's Nightcap
Final Rank	2
Fastest Section Time (Section)	0:11.52 (1200m)
Top Speed [km/h] (Section)	65.3 (1200m)
Race State	Finished



### Ipswich QLD Professional

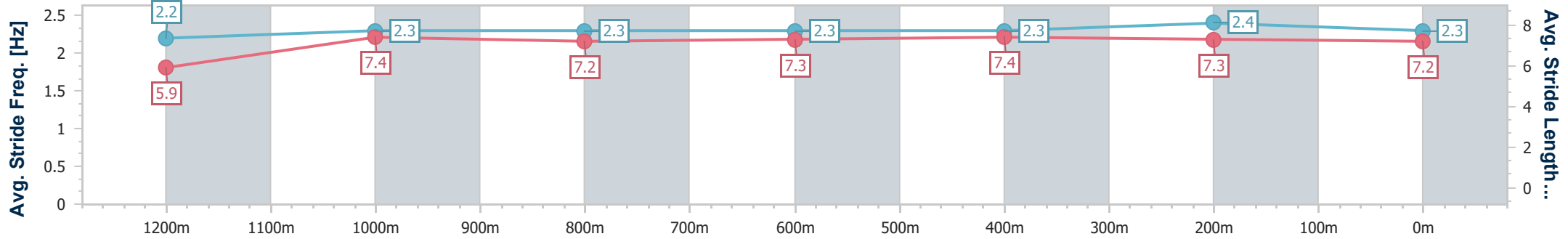
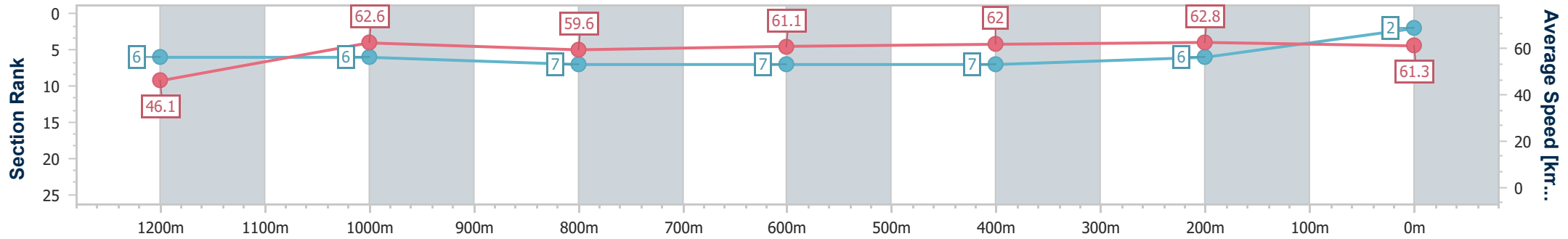
Race 8: TAB BENCHMARK 62 Handicap - 1350m

19 August 2024 - 17:02

Track Rating: Soft 7, Weather: Fine, Rail Position: True



Section	Overall	1200m	1000m	800m	600m	400m	200m
Section Times	1:22.09 [2] (0:11.72)	1:10.37 [6] (0:11.52)	0:58.85 [6] (0:12.13)	0:46.72 [7] (0:11.78)	0:34.94 [7] (0:11.67)	0:23.27 [7] (0:11.52)	0:11.75 [6] (0:11.75)
Average Speed [km/h]	46.1	62.6	59.6	61.1	62.0	62.8	61.3
Top Speed [km/h]	63.0	65.3	61.0	63.0	63.2	63.3	62.7
Avg. Dist. to Rail [m]	1.5	2.0	1.5	0.4	0.6	2.7	6.3
Avg. Stride Freq. [Hz]	2.2	2.3	2.3	2.3	2.3	2.4	2.3
Avg. Stride Length [m]	5.9	7.4	7.2	7.3	7.4	7.3	7.2



- [ ] Ranking at each section and finish
- .-.- No data available at this section
- NA No data available



Horse/Jockey Name	Cold One
Final Rank	3
Fastest Section Time (Section)	0:11.46 (1200m)
Top Speed [km/h] (Section)	65.1 (1200m)
Race State	Finished



### Ipswich QLD Professional

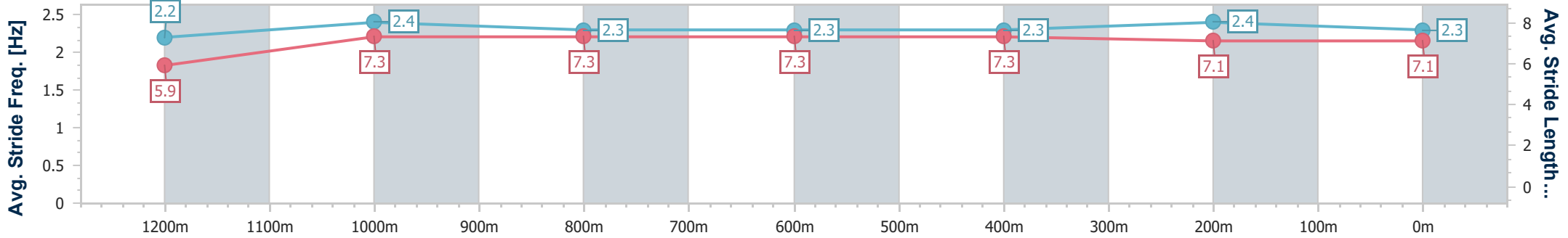
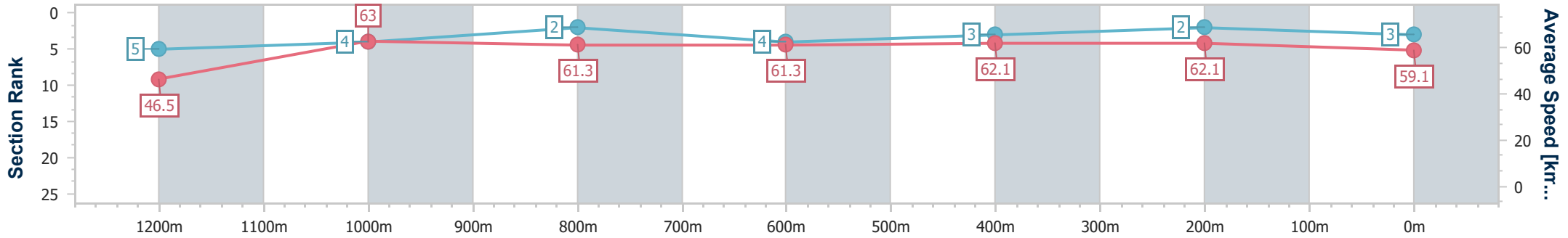
Race 8: TAB BENCHMARK 62 Handicap - 1350m

19 August 2024 - 17:02

Track Rating: Soft 7, Weather: Fine, Rail Position: True



Section	Overall	1200m	1000m	800m	600m	400m	200m
Section Times	1:22.10 [3] (0:11.64)	1:10.46 [5] (0:11.46)	0:59.00 [4] (0:11.79)	0:47.21 [2] (0:11.83)	0:35.38 [4] (0:11.60)	0:23.78 [3] (0:11.61)	0:12.17 [2] (0:12.17)
Average Speed [km/h]	46.5	63.0	61.3	61.3	62.1	62.1	59.1
Top Speed [km/h]	62.6	65.1	62.0	62.0	63.1	63.1	61.2
Avg. Dist. to Rail [m]	6.5	3.2	1.9	1.2	0.9	1.0	2.6
Avg. Stride Freq. [Hz]	2.2	2.4	2.3	2.3	2.3	2.4	2.3
Avg. Stride Length [m]	5.9	7.3	7.3	7.3	7.3	7.1	7.1



- [ ] Ranking at each section and finish
- .-.- No data available at this section
- NA No data available



Horse/Jockey Name	Pending
Final Rank	4
Fastest Section Time (Section)	0:11.52 (400m)
Top Speed [km/h] (Section)	64.3 (400m)
Race State	Finished



### Ipswich QLD Professional

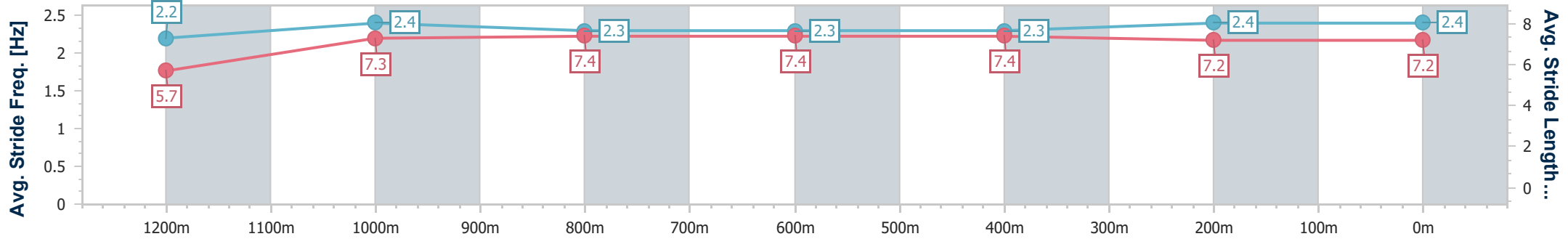
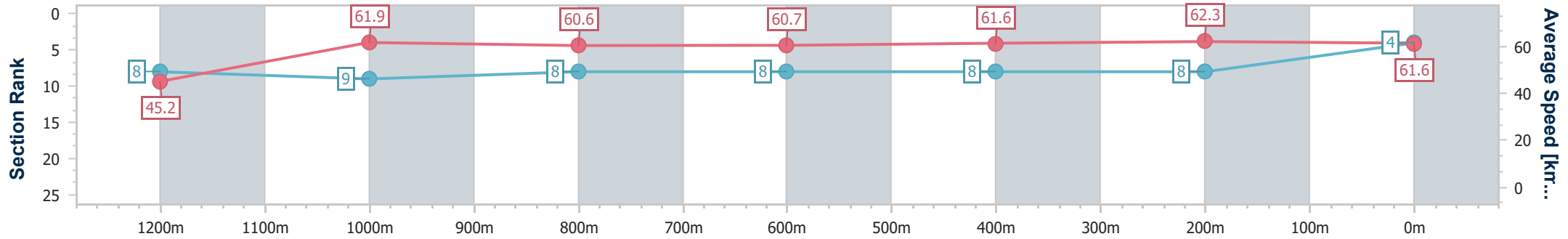
Race 8: TAB BENCHMARK 62 Handicap - 1350m

19 August 2024 - 17:02



Track Rating: Soft 7, Weather: Fine, Rail Position: True

Section	Overall	1200m	1000m	800m	600m	400m	200m
Section Times	1:22.20 [4] (0:11.94)	1:10.26 [8] (0:11.67)	0:58.59 [9] (0:11.91)	0:46.68 [8] (0:11.79)	0:34.89 [8] (0:11.70)	0:23.19 [8] (0:11.52)	0:11.67 [8] (0:11.67)
Average Speed [km/h]	45.2	61.9	60.6	60.7	61.6	62.3	61.6
Top Speed [km/h]	63.4	63.4	62.1	62.6	63.0	64.3	63.9
Avg. Dist. to Rail [m]	3.0	1.1	0.5	0.2	0.5	1.0	3.5
Avg. Stride Freq. [Hz]	2.2	2.4	2.3	2.3	2.3	2.4	2.4
Avg. Stride Length [m]	5.7	7.3	7.4	7.4	7.4	7.2	7.2



- [ ] Ranking at each section and finish
- .-.- No data available at this section
- NA No data available



Horse/Jockey Name	Belyaev
Final Rank	5
Fastest Section Time (Section)	0:11.47 (Overall)
Top Speed [km/h] (Section)	63.9 (Overall)
Race State	Finished



### Ipswich QLD Professional

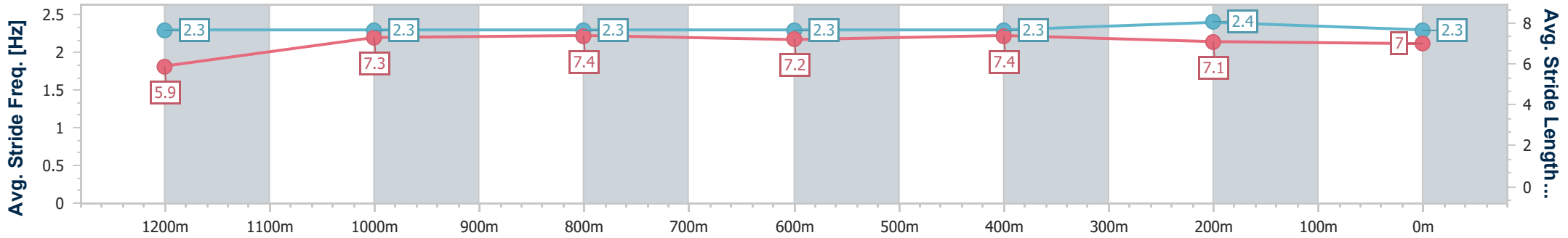
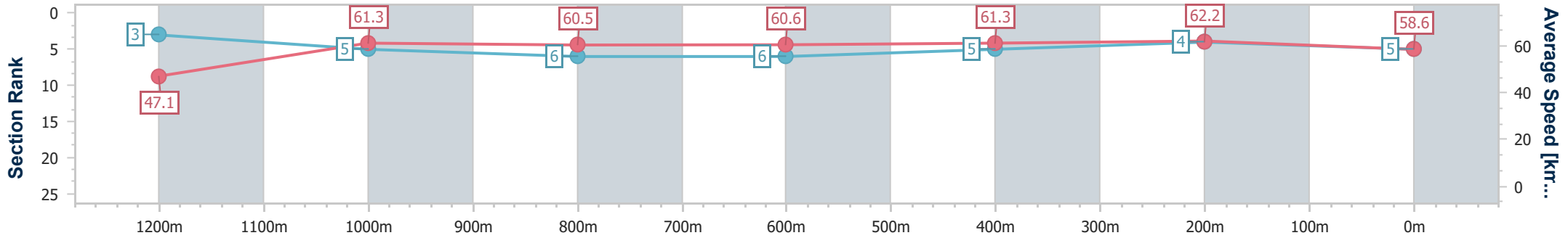
Race 8: TAB BENCHMARK 62 Handicap - 1350m

19 August 2024 - 17:02

Track Rating: Soft 7, Weather: Fine, Rail Position: True



Section	Overall	1200m	1000m	800m	600m	400m	200m
Section Times	1:22.43 [5] (0:11.47)	1:10.96 [3] (0:11.75)	0:59.21 [5] (0:11.89)	0:47.32 [6] (0:11.78)	0:35.54 [6] (0:11.66)	0:23.88 [5] (0:11.59)	0:12.29 [4] (0:12.29)
Average Speed [km/h]	47.1	61.3	60.5	60.6	61.3	62.2	58.6
Top Speed [km/h]	63.9	63.4	61.7	62.9	62.6	63.6	61.9
Avg. Dist. to Rail [m]	2.3	0.6	0.5	1.4	1.6	1.6	4.6
Avg. Stride Freq. [Hz]	2.3	2.3	2.3	2.3	2.3	2.4	2.3
Avg. Stride Length [m]	5.9	7.3	7.4	7.2	7.4	7.1	7.0



- [ ] Ranking at each section and finish
- .-.- No data available at this section
- NA No data available



Horse/Jockey Name	In The Blink
Final Rank	6
Fastest Section Time (Section)	0:11.51 (400m)
Top Speed [km/h] (Section)	64.0 (400m)
Race State	Finished



### Ipswich QLD Professional

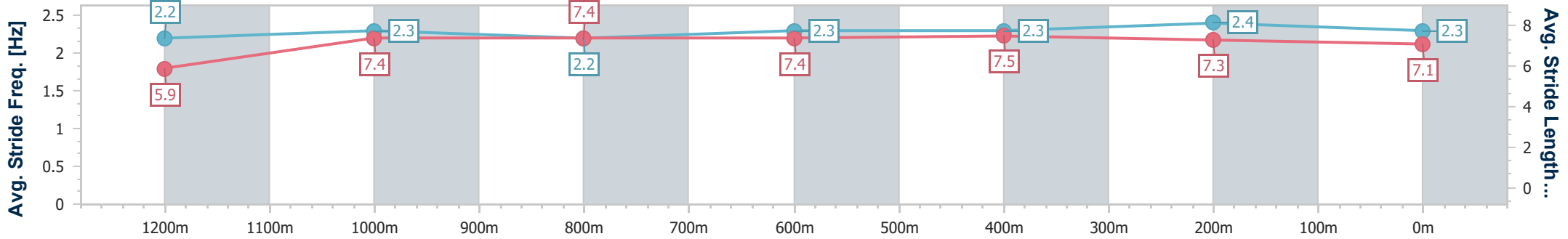
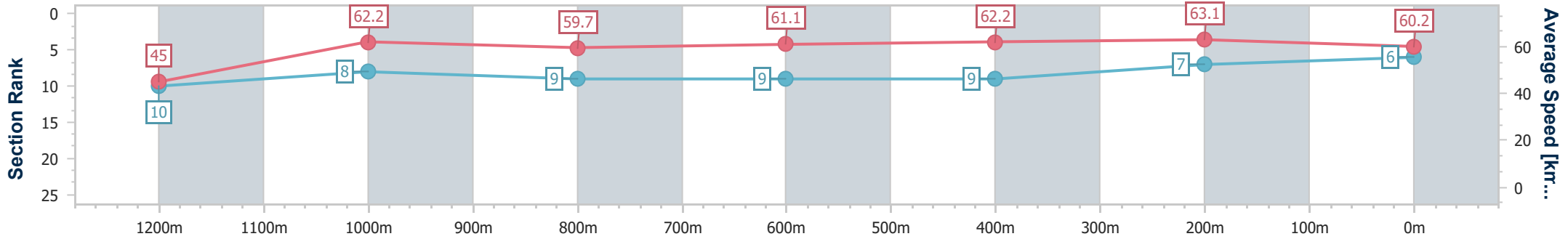
Race 8: TAB BENCHMARK 62 Handicap - 1350m

19 August 2024 - 17:02

Track Rating: Soft 7, Weather: Fine, Rail Position: True



Section	Overall	1200m	1000m	800m	600m	400m	200m
Section Times	1:22.50 [6] (0:12.03)	1:10.47 [10] (0:11.57)	0:58.90 [8] (0:12.07)	0:46.83 [9] (0:11.78)	0:35.05 [9] (0:11.56)	0:23.49 [9] (0:11.51)	0:11.98 [7] (0:11.98)
Average Speed [km/h]	45.0	62.2	59.7	61.1	62.2	63.1	60.2
Top Speed [km/h]	62.5	63.4	61.0	63.3	63.4	64.0	63.1
Avg. Dist. to Rail [m]	6.0	1.5	0.7	0.4	0.4	3.6	7.4
Avg. Stride Freq. [Hz]	2.2	2.3	2.2	2.3	2.3	2.4	2.3
Avg. Stride Length [m]	5.9	7.4	7.4	7.4	7.5	7.3	7.1



- [ ] Ranking at each section and finish
- .-.- No data available at this section
- NA No data available





Horse/Jockey Name	Jenni Inda Jungle
Final Rank	7
Fastest Section Time (Section)	0:11.48 (1200m)
Top Speed [km/h] (Section)	65.1 (Overall)
Race State	Finished



### Ipswich QLD Professional

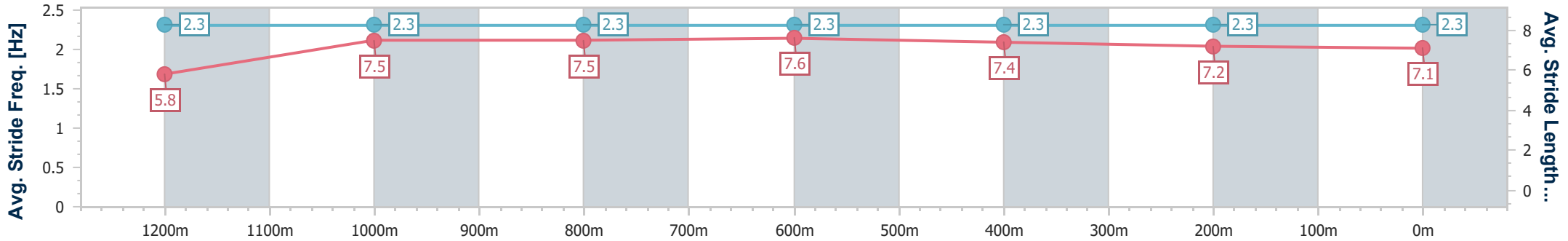
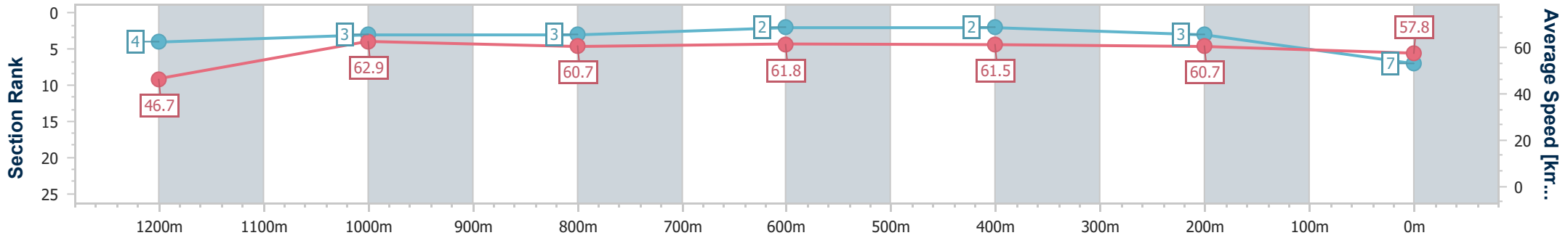
Race 8: TAB BENCHMARK 62 Handicap - 1350m

19 August 2024 - 17:02

Track Rating: Soft 7, Weather: Fine, Rail Position: True



Section	Overall	1200m	1000m	800m	600m	400m	200m
Section Times	1:22.54 [7] (0:11.58)	1:10.96 [4] (0:11.48)	0:59.48 [3] (0:11.84)	0:47.64 [3] (0:11.67)	0:35.97 [2] (0:11.67)	0:24.30 [2] (0:11.85)	0:12.45 [3] (0:12.45)
Average Speed [km/h]	46.7	62.9	60.7	61.8	61.5	60.7	57.8
Top Speed [km/h]	65.1	65.1	61.4	62.6	62.1	62.0	59.6
Avg. Dist. to Rail [m]	2.6	0.7	0.4	0.2	0.4	0.4	1.3
Avg. Stride Freq. [Hz]	2.3	2.3	2.3	2.3	2.3	2.3	2.3
Avg. Stride Length [m]	5.8	7.5	7.5	7.6	7.4	7.2	7.1



- [ ] Ranking at each section and finish
- .-.- No data available at this section
- NA No data available



Horse/Jockey Name	Feathertop
Final Rank	8
Fastest Section Time (Section)	0:11.53 (400m)
Top Speed [km/h] (Section)	64.9 (Overall)
Race State	Finished



### Ipswich QLD Professional

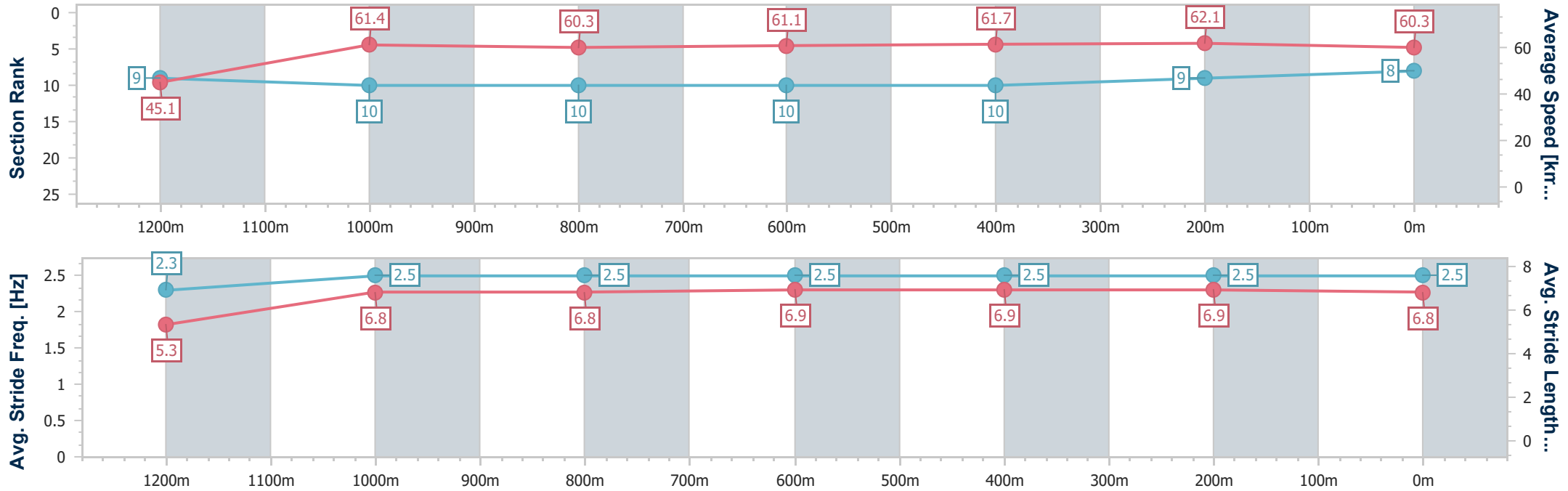
Race 8: TAB BENCHMARK 62 Handicap - 1350m

19 August 2024 - 17:02

Track Rating: Soft 7, Weather: Fine, Rail Position: True



Section	Overall	1200m	1000m	800m	600m	400m	200m
Section Times	1:22.58 [8] (0:11.98)	1:10.60 [9] (0:11.76)	0:58.84 [10] (0:11.95)	0:46.89 [10] (0:11.78)	0:35.11 [10] (0:11.61)	0:23.50 [10] (0:11.53)	0:11.97 [9] (0:11.97)
Average Speed [km/h]	45.1	61.4	60.3	61.1	61.7	62.1	60.3
Top Speed [km/h]	64.9	64.2	61.9	62.9	62.8	62.5	62.0
Avg. Dist. to Rail [m]	7.4	3.0	0.8	0.7	0.9	0.7	1.0
Avg. Stride Freq. [Hz]	2.3	2.5	2.5	2.5	2.5	2.5	2.5
Avg. Stride Length [m]	5.3	6.8	6.8	6.9	6.9	6.9	6.8



- [ ] Ranking at each section and finish
- .-.- No data available at this section
- NA No data available



Horse/Jockey Name	Hooks
Final Rank	9
Fastest Section Time (Section)	0:11.31 (Overall)
Top Speed [km/h] (Section)	64.7 (Overall)
Race State	Finished



### Ipswich QLD Professional

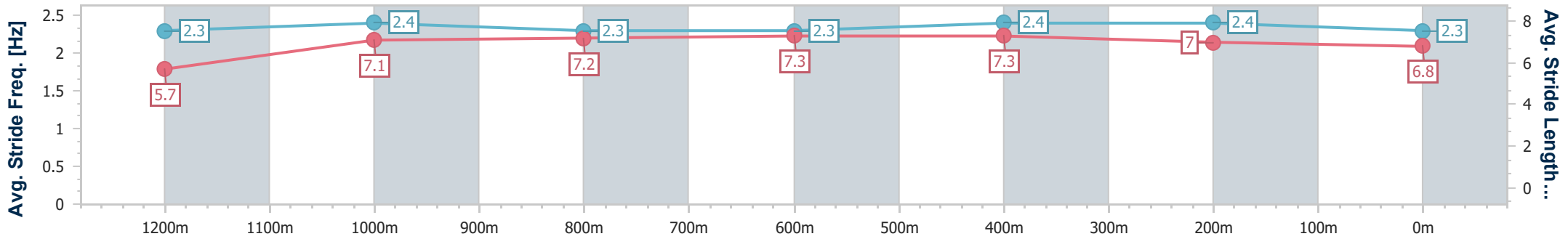
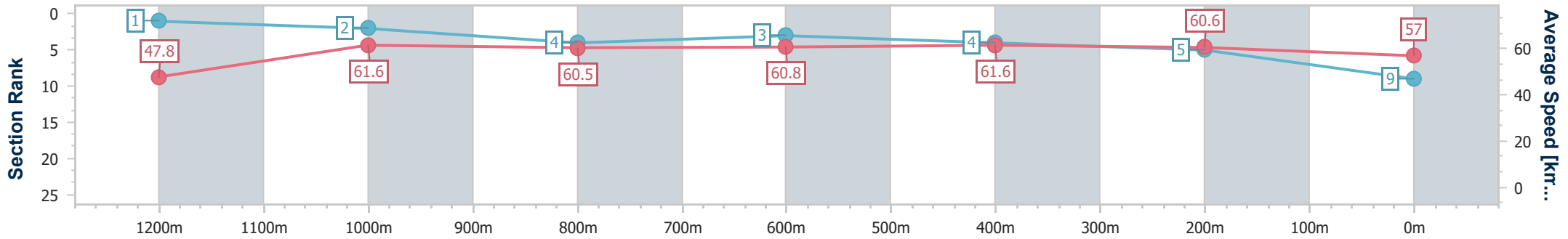
Race 8: TAB BENCHMARK 62 Handicap - 1350m

19 August 2024 - 17:02

Track Rating: Soft 7, Weather: Fine, Rail Position: True



Section	Overall	1200m	1000m	800m	600m	400m	200m
Section Times	1:22.81 [9] (0:11.31)	1:11.50 [1] (0:11.68)	0:59.82 [2] (0:11.93)	0:47.89 [4] (0:11.77)	0:36.12 [3] (0:11.64)	0:24.48 [4] (0:11.84)	0:12.64 [5] (0:12.64)
Average Speed [km/h]	47.8	61.6	60.5	60.8	61.6	60.6	57.0
Top Speed [km/h]	64.7	64.7	61.3	62.0	62.2	61.6	59.6
Avg. Dist. to Rail [m]	5.0	2.1	0.4	1.0	1.0	0.9	0.3
Avg. Stride Freq. [Hz]	2.3	2.4	2.3	2.3	2.4	2.4	2.3
Avg. Stride Length [m]	5.7	7.1	7.2	7.3	7.3	7.0	6.8



- [ ] Ranking at each section and finish
- .-.- No data available at this section
- NA No data available



Horse/Jockey Name	Miley's Memory
Final Rank	10
Fastest Section Time (Section)	0:11.53 (1200m)
Top Speed [km/h] (Section)	64.1 (Overall)
Race State	Finished



### Ipswich QLD Professional

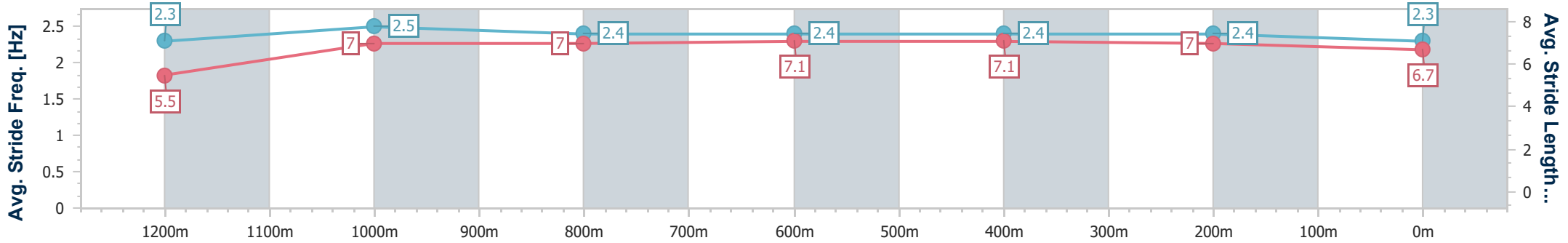
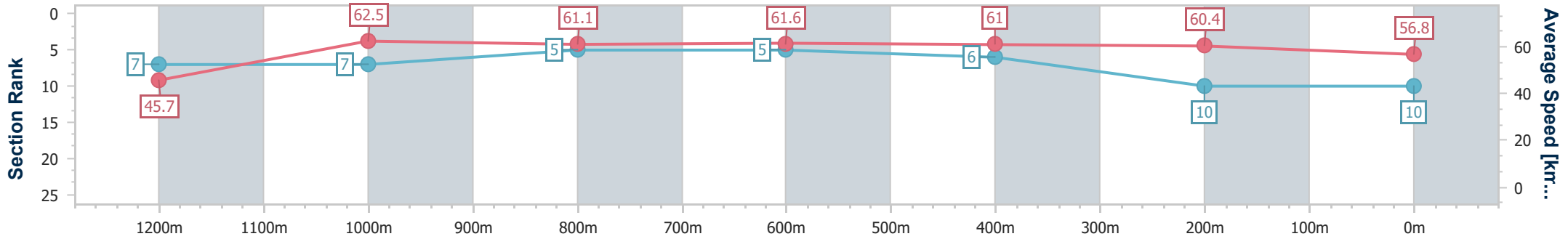
Race 8: TAB BENCHMARK 62 Handicap - 1350m

19 August 2024 - 17:02



Track Rating: Soft 7, Weather: Fine, Rail Position: True

Section	Overall	1200m	1000m	800m	600m	400m	200m
Section Times	1:23.26 [10] (0:11.80)	1:11.46 [7] (0:11.53)	0:59.93 [7] (0:11.78)	0:48.15 [5] (0:11.69)	0:36.46 [5] (0:11.87)	0:24.59 [6] (0:11.96)	0:12.63 [10] (0:12.63)
Average Speed [km/h]	45.7	62.5	61.1	61.6	61.0	60.4	56.8
Top Speed [km/h]	64.1	63.8	62.1	63.0	61.8	61.7	60.6
Avg. Dist. to Rail [m]	1.0	0.5	0.3	0.2	0.6	1.8	4.0
Avg. Stride Freq. [Hz]	2.3	2.5	2.4	2.4	2.4	2.4	2.3
Avg. Stride Length [m]	5.5	7.0	7.0	7.1	7.1	7.0	6.7



- [ ] Ranking at each section and finish
- .-.- No data available at this section
- NA No data available