



Sunshine Coast QLD Professional
Race 2: THE LONG RUN BY CUB Class 4 Handicap - 1000m
21 August 2024 - 13:47



Track Rating: Soft 7, Weather: Fine, Rail Position: +3m Entire

Section											Last 600m	
Field Times		Overall	800m	600m	400m	200m						0:34.16
		0:58.16 (0:13.39)	0:44.77 (0:10.61)	0:34.16 (0:11.27)	0:22.89 (0:11.02)	0:11.87 (0:11.87)						
Rank	TAB Horse/Jockey	Barrier	Top Speed [km/h]	Fastest Section							Margin	Distance Travelled [m]
1	7 LAYDOWNLILY Tiffani Brooker	4	67.6 800m	0:10.84 800m	0:58.16 [1] (0:13.42)	0:44.74 [2] (0:10.84)	0:33.90 [3] (0:11.28)	0:22.62 [4] (0:10.93)	0:11.69 [3] (0:11.69)	0:58.16	0:33.90	
2	1 THELWELL Cejay Graham	2	68.7 800m	0:10.67 800m	0:58.20 [2] (0:13.45)	0:44.75 [3] (0:10.67)	0:34.08 [2] (0:11.15)	0:22.93 [1] (0:11.02)	0:11.91 [1] (0:11.91)	0.2L	0:34.08	-3
3	3 INVINOVICH James Orman	6	70.9 800m	0:10.61 800m	0:58.42 [3] (0:13.39)	0:45.03 [1] (0:10.61)	0:34.42 [1] (0:11.35)	0:23.07 [2] (0:11.08)	0:11.99 [2] (0:11.99)	1.5L	0:34.42	+3
4	5 YOUR TOO GOOD Ryan Maloney	3	69.2 800m	0:10.67 800m	0:58.56 [4] (0:13.70)	0:44.86 [6] (0:10.67)	0:34.19 [4] (0:11.08)	0:23.11 [3] (0:11.06)	0:12.05 [4] (0:12.05)	2.3L	0:34.19	-3
5	8 MEHAJIR Taylor Marshall	1	68.5 800m	0:10.81 800m	0:58.82 [5] (0:13.57)	0:45.25 [4] (0:10.81)	0:34.44 [6] (0:11.25)	0:23.19 [6] (0:11.05)	0:12.14 [5] (0:12.14)	3.8L	0:34.44	+1
6	6 JABALI RIDGE Sean Cormack	5	68.6 800m	0:10.76 800m	0:58.94 [6] (0:13.62)	0:45.32 [5] (0:10.76)	0:34.56 [5] (0:11.18)	0:23.38 [5] (0:11.22)	0:12.16 [6] (0:12.16)	4.3L	0:34.56	+3

Scratched: Ebony King (#2), Enterprise Lucia (#4)

[] Ranking at each section and finish
 -:-:- No data available at this section
 NA No data available

SCN Saddle cloth number
 DNF Did not finish
 DNT Did not track



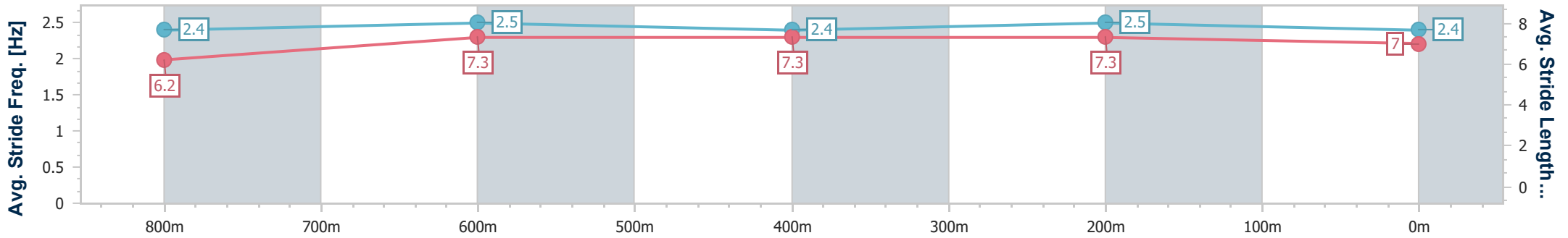
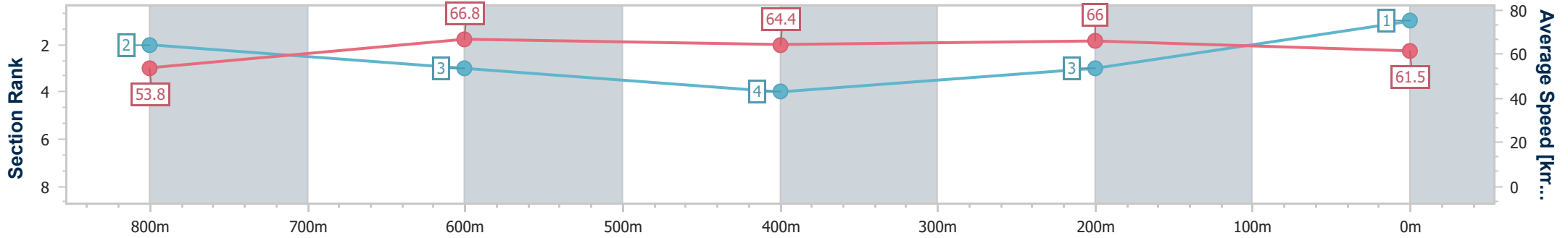
Horse/Jockey Name	Laydownlily
Final Rank	1
Fastest Section Time (Section)	0:10.84 (800m)
Top Speed [km/h] (Section)	67.6 (800m)
Race State	Finished



Sunshine Coast QLD Professional
 Race 2: THE LONG RUN BY CUB Class 4 Handicap - 1000m
 21 August 2024 - 13:47
 Track Rating: Soft 7, Weather: Fine, Rail Position: +3m Entire



Section	Overall	800m	600m	400m	200m
Section Times	0:58.16 [1] (0:13.42)	0:44.74 [2] (0:10.84)	0:33.90 [3] (0:11.28)	0:22.62 [4] (0:10.93)	0:11.69 [3] (0:11.69)
Average Speed [km/h]	53.8	66.8	64.4	66.0	61.5
Top Speed [km/h]	67.3	67.6	65.4	66.6	64.2
Avg. Dist. to Rail [m]	5.0	2.8	1.2	3.9	6.4
Avg. Stride Freq. [Hz]	2.4	2.5	2.4	2.5	2.4
Avg. Stride Length [m]	6.2	7.3	7.3	7.3	7.0



- [] Ranking at each section and finish
- .-.- No data available at this section
- NA No data available



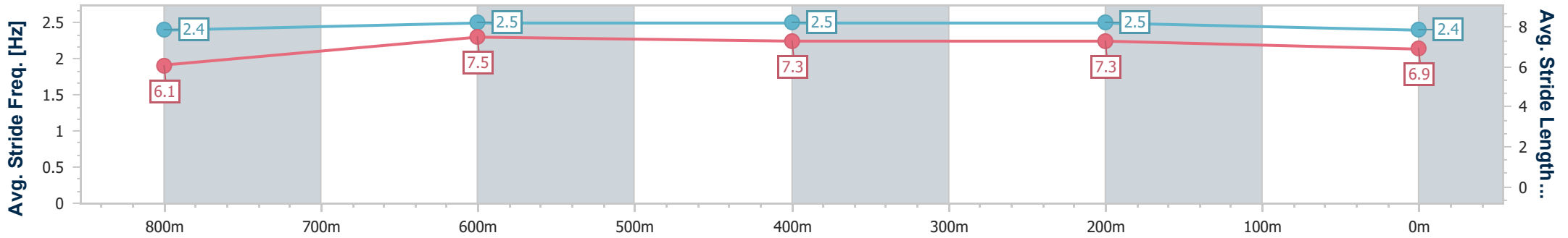
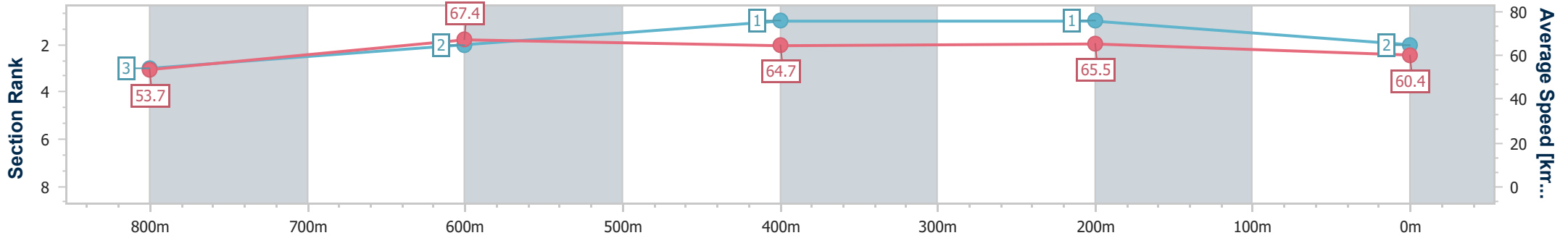
Horse/Jockey Name	Thelwell
Final Rank	2
Fastest Section Time (Section)	0:10.67 (800m)
Top Speed [km/h] (Section)	68.7 (800m)
Race State	Finished



Sunshine Coast QLD Professional
 Race 2: THE LONG RUN BY CUB Class 4 Handicap - 1000m
 21 August 2024 - 13:47
 Track Rating: Soft 7, Weather: Fine, Rail Position: +3m Entire



Section	Overall	800m	600m	400m	200m
Section Times	0:58.20 [2] (0:13.45)	0:44.75 [3] (0:10.67)	0:34.08 [2] (0:11.15)	0:22.93 [1] (0:11.02)	0:11.91 [1] (0:11.91)
Average Speed [km/h]	53.7	67.4	64.7	65.5	60.4
Top Speed [km/h]	67.3	68.7	66.2	67.4	63.6
Avg. Dist. to Rail [m]	3.0	0.8	0.4	2.9	4.5
Avg. Stride Freq. [Hz]	2.4	2.5	2.5	2.5	2.4
Avg. Stride Length [m]	6.1	7.5	7.3	7.3	6.9



- [] Ranking at each section and finish
- .-.- No data available at this section
- NA No data available



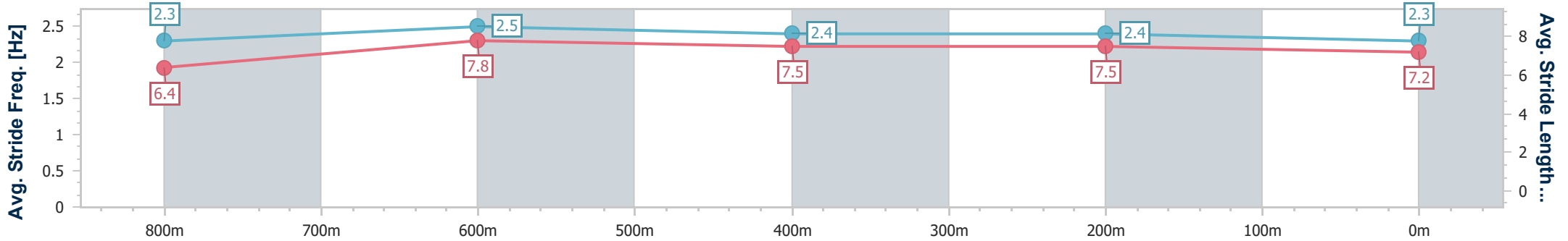
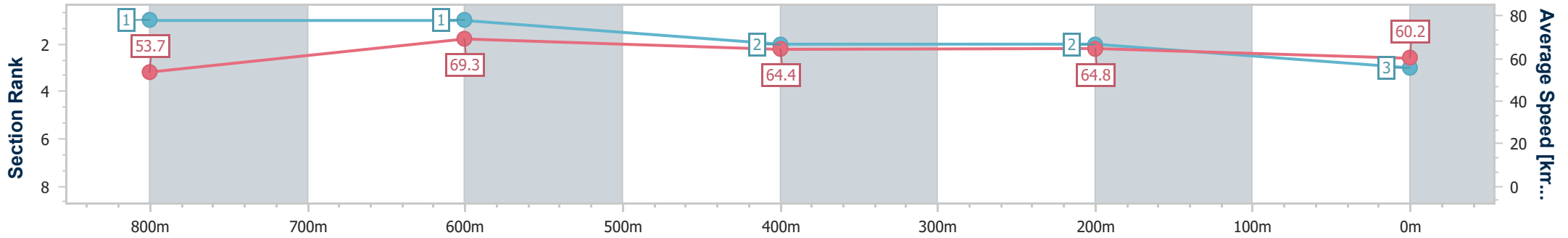
Horse/Jockey Name	Invinovich
Final Rank	3
Fastest Section Time (Section)	0:10.61 (800m)
Top Speed [km/h] (Section)	70.9 (800m)
Race State	Finished



Sunshine Coast QLD Professional
 Race 2: THE LONG RUN BY CUB Class 4 Handicap - 1000m
 21 August 2024 - 13:47
 Track Rating: Soft 7, Weather: Fine, Rail Position: +3m Entire



Section	Overall	800m	600m	400m	200m
Section Times	0:58.42 [3] (0:13.39)	0:45.03 [1] (0:10.61)	0:34.42 [1] (0:11.35)	0:23.07 [2] (0:11.08)	0:11.99 [2] (0:11.99)
Average Speed [km/h]	53.7	69.3	64.4	64.8	60.2
Top Speed [km/h]	70.6	70.9	65.5	66.3	64.2
Avg. Dist. to Rail [m]	6.8	5.2	2.4	4.3	5.4
Avg. Stride Freq. [Hz]	2.3	2.5	2.4	2.4	2.3
Avg. Stride Length [m]	6.4	7.8	7.5	7.5	7.2



- [] Ranking at each section and finish
- .-.- No data available at this section
- NA No data available



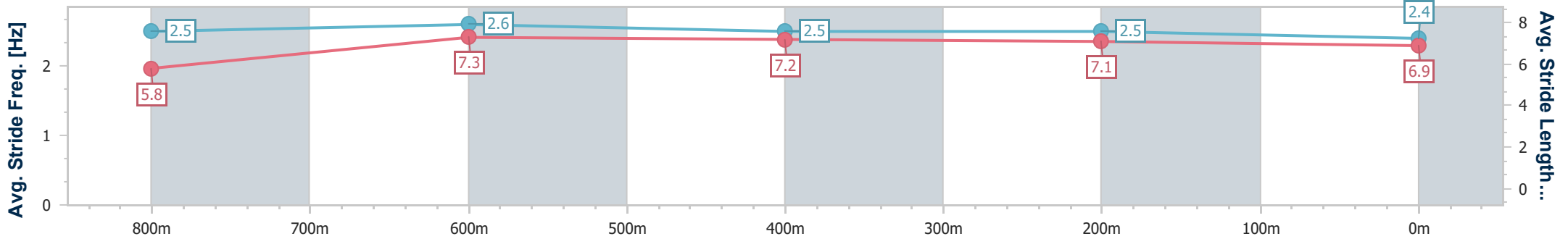
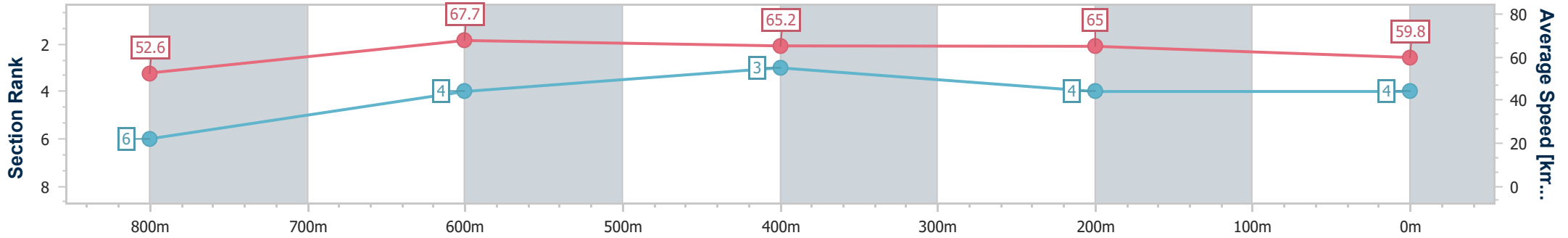
Horse/Jockey Name	Your Too Good
Final Rank	4
Fastest Section Time (Section)	0:10.67 (800m)
Top Speed [km/h] (Section)	69.2 (800m)
Race State	Finished



Sunshine Coast QLD Professional
 Race 2: THE LONG RUN BY CUB Class 4 Handicap - 1000m
 21 August 2024 - 13:47
 Track Rating: Soft 7, Weather: Fine, Rail Position: +3m Entire



Section	Overall	800m	600m	400m	200m
Section Times	0:58.56 [4] (0:13.70)	0:44.86 [6] (0:10.67)	0:34.19 [4] (0:11.08)	0:23.11 [3] (0:11.06)	0:12.05 [4] (0:12.05)
Average Speed [km/h]	52.6	67.7	65.2	65.0	59.8
Top Speed [km/h]	67.4	69.2	66.2	66.4	63.6
Avg. Dist. to Rail [m]	3.1	1.2	0.5	2.8	3.7
Avg. Stride Freq. [Hz]	2.5	2.6	2.5	2.5	2.4
Avg. Stride Length [m]	5.8	7.3	7.2	7.1	6.9



- [] Ranking at each section and finish
- .-.- No data available at this section
- NA No data available



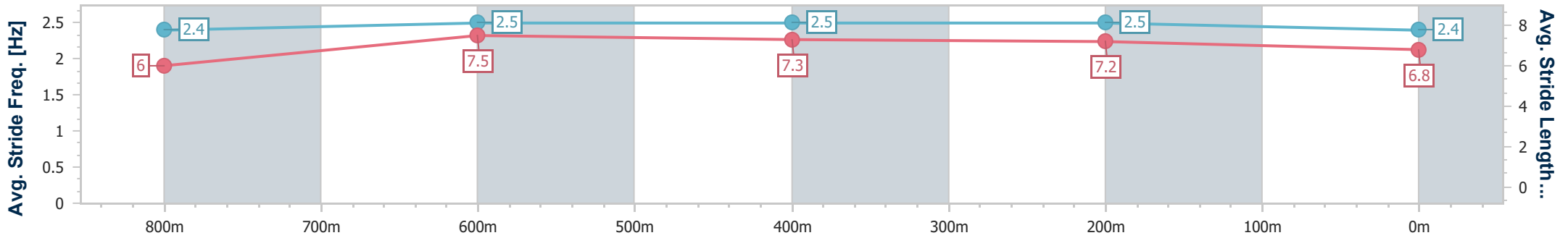
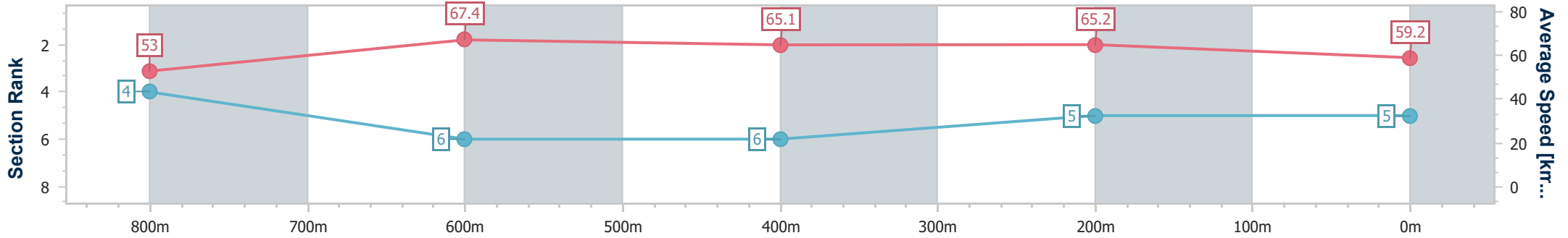
Horse/Jockey Name	Mehajir
Final Rank	5
Fastest Section Time (Section)	0:10.81 (800m)
Top Speed [km/h] (Section)	68.5 (800m)
Race State	Finished



Sunshine Coast QLD Professional
 Race 2: THE LONG RUN BY CUB Class 4 Handicap - 1000m
 21 August 2024 - 13:47
 Track Rating: Soft 7, Weather: Fine, Rail Position: +3m Entire



Section	Overall	800m	600m	400m	200m
Section Times	0:58.82 [5] (0:13.57)	0:45.25 [4] (0:10.81)	0:34.44 [6] (0:11.25)	0:23.19 [6] (0:11.05)	0:12.14 [5] (0:12.14)
Average Speed [km/h]	53.0	67.4	65.1	65.2	59.2
Top Speed [km/h]	66.1	68.5	66.7	65.9	63.4
Avg. Dist. to Rail [m]	2.1	2.2	2.9	4.6	5.5
Avg. Stride Freq. [Hz]	2.4	2.5	2.5	2.5	2.4
Avg. Stride Length [m]	6.0	7.5	7.3	7.2	6.8



- [] Ranking at each section and finish
- .-.- No data available at this section
- NA No data available



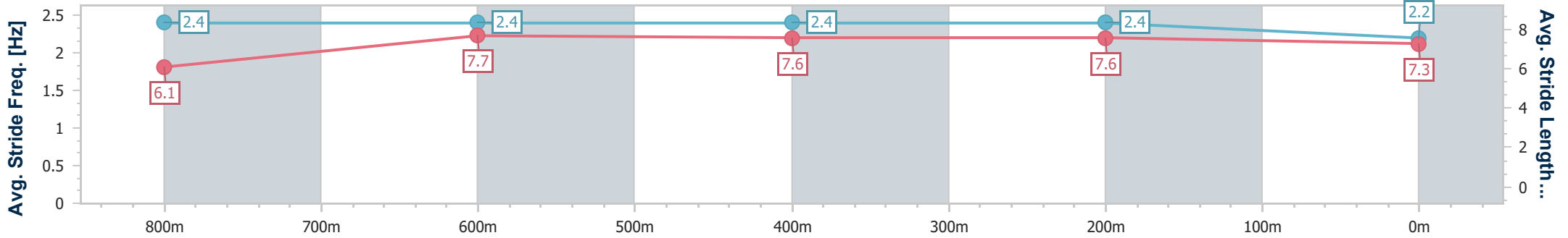
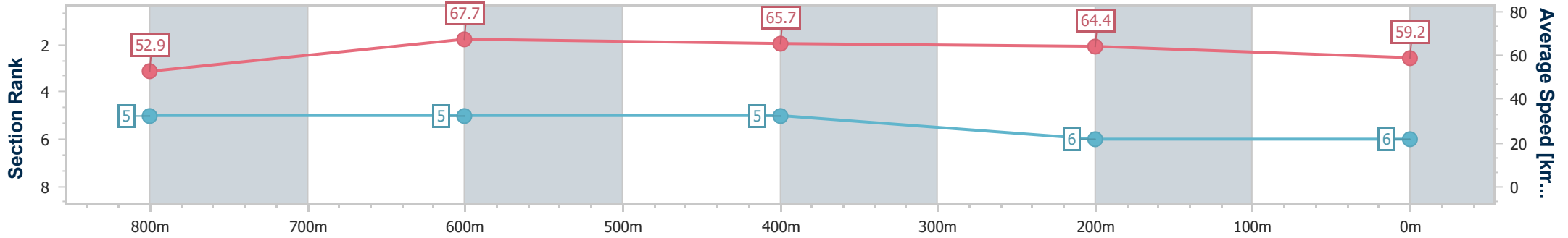
Horse/Jockey Name	Jabali Ridge
Final Rank	6
Fastest Section Time (Section)	0:10.76 (800m)
Top Speed [km/h] (Section)	68.6 (800m)
Race State	Finished



Sunshine Coast QLD Professional
 Race 2: THE LONG RUN BY CUB Class 4 Handicap - 1000m
 21 August 2024 - 13:47
 Track Rating: Soft 7, Weather: Fine, Rail Position: +3m Entire



Section	Overall	800m	600m	400m	200m
Section Times	0:58.94 [6] (0:13.62)	0:45.32 [5] (0:10.76)	0:34.56 [5] (0:11.18)	0:23.38 [5] (0:11.22)	0:12.16 [6] (0:12.16)
Average Speed [km/h]	52.9	67.7	65.7	64.4	59.2
Top Speed [km/h]	67.6	68.6	66.7	65.8	62.1
Avg. Dist. to Rail [m]	5.7	3.5	3.9	6.8	6.8
Avg. Stride Freq. [Hz]	2.4	2.4	2.4	2.4	2.2
Avg. Stride Length [m]	6.1	7.7	7.6	7.6	7.3



- [] Ranking at each section and finish
- .-.- No data available at this section
- NA No data available