

23 August 2024 - 15:18

Track Rating: Good 4, Weather: Fine, Rail Position: +8m Entire

Section		Overall	1200m	1000m	800m	600m	400m	Last 600m				
Field Times		1:19.97 (0:11.51)	1:08.46 (0:10.81)	0:57.65 (0:11.32)	0:46.33 (0:11.65)	0:34.68 (0:11.49)	0:23.19 (0:11.45)	0:34.68				
Rank	TAB Horse/Jockey	Barrier	Top Speed [km/h]	Fastest Section	Distance Travelled [m]							
1	3 CHAYSE 'N' ARTIE Noel Callow	8	65.7 400m	0:11.10 1200m	1:19.97 [1] (0:11.82)	1:08.15 [5] (0:11.10)	0:57.05 [6] (0:11.36)	0:45.69 [6] (0:11.52)	0:34.17 [6] (0:11.27)	0:22.90 [6] (0:11.40)	0:34.17	
2	1 PLUNDERING James Orman	4	67.1 1200m	0:10.93 1200m	1:20.12 [2] (0:11.52)	1:08.60 [2] (0:10.93)	0:57.67 [3] (0:11.36)	0:46.31 [3] (0:11.78)	0:34.53 [4] (0:11.42)	0:23.11 [4] (0:11.54)	0:34.53	-4
3	6 JOHNNY DASH Damien Thornton	7	70.0 Overall	0:10.76 1200m	1:20.12 [3] (0:12.00)	1:08.12 [6] (0:10.76)	0:57.36 [5] (0:11.33)	0:46.03 [5] (0:11.66)	0:34.37 [5] (0:11.29)	0:23.08 [5] (0:11.47)	0:34.37	-4
4	9 ORIGINAL GLAZE Emily Lang	1	68.3 1200m	0:10.75 1200m	1:20.21 [4] (0:11.58)	1:08.63 [4] (0:10.75)	0:57.88 [2] (0:11.31)	0:46.57 [1] (0:11.65)	0:34.92 [1] (0:11.49)	0:23.43 [1] (0:11.45)	0:34.92	-4
5	4 BOODUA ROMANCE Georgina Cartwright	5	67.9 1200m	0:10.81 1200m	1:20.26 [5] (0:11.51)	1:08.75 [1] (0:10.81)	0:57.94 [1] (0:11.36)	0:46.58 [2] (0:11.71)	0:34.87 [2] (0:11.45)	0:23.42 [2] (0:11.54)	0:34.87	-3
6	2 FLASHING STEEL Jag Guthmann-Chester	11	67.3 1200m	0:10.95 1200m	1:20.52 [6] (0:11.55)	1:08.97 [3] (0:10.95)	0:58.02 [4] (0:11.40)	0:46.62 [4] (0:11.68)	0:34.94 [3] (0:11.31)	0:23.63 [3] (0:11.68)	0:34.94	+1

Scratched: Too Hard To Refuse (#5), Cool Encounter (#7), Sleigh Queen (#11), The Kewess (#12), My Pins (#10), Thankful Heart (#8)



# Ipswich QLD Professional

## Race 7: IPSWICH PARTY HIRE Class 5 Handicap - 1350m

23 August 2024 - 15:18



Track Rating: Good 4, Weather: Fine, Rail Position: +8m Entire

Section				200m				Last 600m		
Field Times				0:11.74 (0:11.74)				0:34.68		
Rank	TAB	Horse/Jockey	Barrier	Top Speed [km/h]	Fastest Section	Margin			Distance Travelled [m]	
1	3	<b>CHAYSE 'N' ARTIE</b> Noel Callow	8	65.7 400m	0:11.10 1200m	0:11.50 [3] (0:11.50)	1:19.97		0:34.17	
2	1	<b>PLUNDERING</b> James Orman	4	67.1 1200m	0:10.93 1200m	0:11.57 [5] (0:11.57)	0.86L		0:34.53	-4
3	6	<b>JOHNNY DASH</b> Damien Thornton	7	70.0 Overall	0:10.76 1200m	0:11.61 [4] (0:11.61)	0.88L		0:34.37	-4
4	9	<b>ORIGINAL GLAZE</b> Emily Lang	1	68.3 1200m	0:10.75 1200m	0:11.98 [1] (0:11.98)	1.43L		0:34.92	-4
5	4	<b>BOODUA ROMANCE</b> Georgina Cartwright	5	67.9 1200m	0:10.81 1200m	0:11.88 [2] (0:11.88)	1.67L		0:34.87	-3
6	2	<b>FLASHING STEEL</b> Jag Guthmann-Chester	11	67.3 1200m	0:10.95 1200m	0:11.95 [6] (0:11.95)	3.25L		0:34.94	+1

Scratched: Too Hard To Refuse (#5), Cool Encounter (#7), Sleigh Queen (#11), The Kewess (#12), My Pins (#10), Thankful Heart (#8)



Horse/Jockey Name	Chayse 'N' Artie
Final Rank	1
Fastest Section Time (Section)	0:11.10 (1200m)
Top Speed [km/h] (Section)	65.7 (400m)
Race State	Finished



### Ipswich QLD Professional

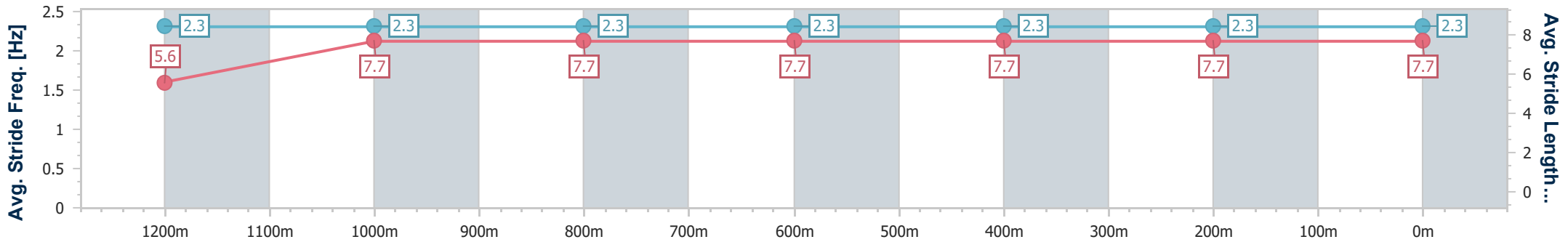
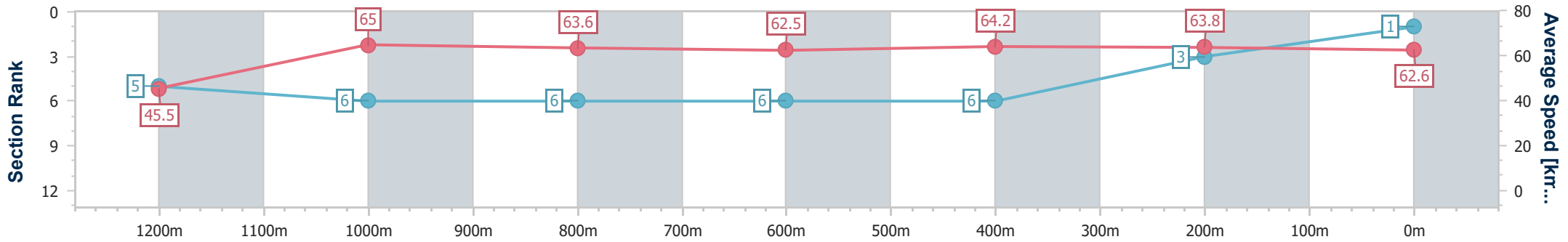
Race 7: IPSWICH PARTY HIRE Class 5 Handicap - 1350m

23 August 2024 - 15:18



Track Rating: Good 4, Weather: Fine, Rail Position: +8m Entire

Section	Overall	1200m	1000m	800m	600m	400m	200m
Section Times	1:19.97 [1] (0:11.82)	1:08.15 [5] (0:11.10)	0:57.05 [6] (0:11.36)	0:45.69 [6] (0:11.52)	0:34.17 [6] (0:11.27)	0:22.90 [6] (0:11.40)	0:11.50 [3] (0:11.50)
Average Speed [km/h]	45.5	65.0	63.6	62.5	64.2	63.8	62.6
Top Speed [km/h]	64.7	65.6	64.3	63.6	65.5	65.7	65.5
Avg. Dist. to Rail [m]	3.4	2.0	0.2	0.4	1.5	3.8	2.4
Avg. Stride Freq. [Hz]	2.3	2.3	2.3	2.3	2.3	2.3	2.3
Avg. Stride Length [m]	5.6	7.7	7.7	7.7	7.7	7.7	7.7



- [ ] Ranking at each section and finish
- .-.- No data available at this section
- NA No data available



Horse/Jockey Name	Plundering
Final Rank	2
Fastest Section Time (Section)	0:10.93 (1200m)
Top Speed [km/h] (Section)	67.1 (1200m)
Race State	Finished



### Ipswich QLD Professional

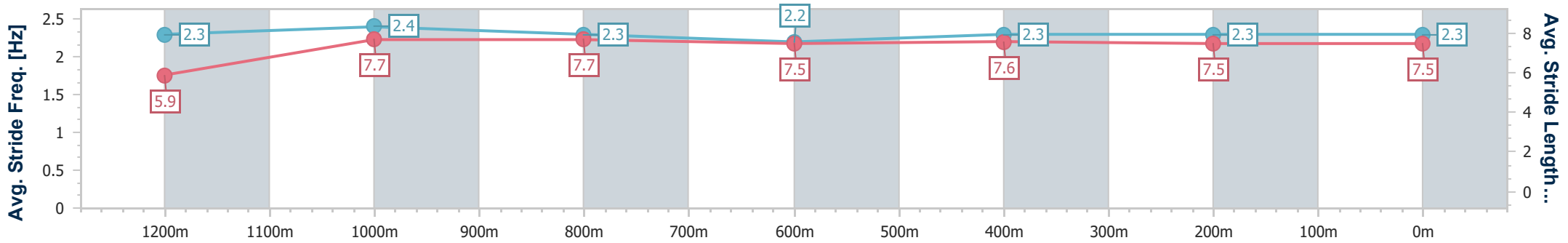
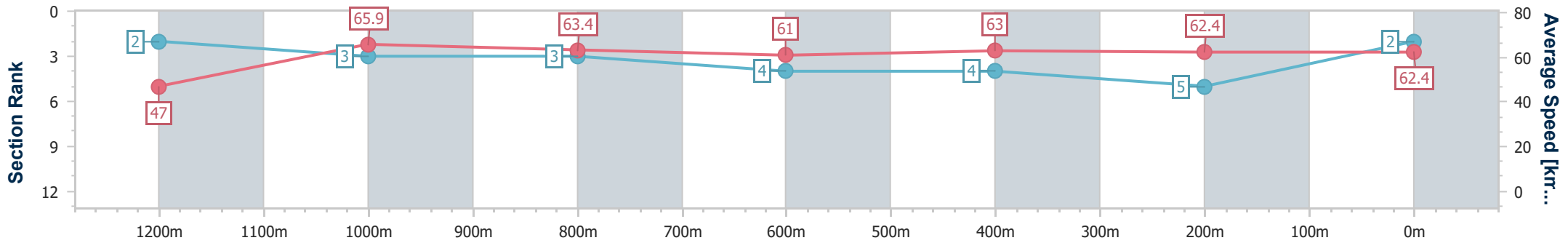
Race 7: IPSWICH PARTY HIRE Class 5 Handicap - 1350m

23 August 2024 - 15:18



Track Rating: Good 4, Weather: Fine, Rail Position: +8m Entire

Section	Overall	1200m	1000m	800m	600m	400m	200m
Section Times	1:20.12 [2] (0:11.52)	1:08.60 [2] (0:10.93)	0:57.67 [3] (0:11.36)	0:46.31 [3] (0:11.78)	0:34.53 [4] (0:11.42)	0:23.11 [4] (0:11.54)	0:11.57 [5] (0:11.57)
Average Speed [km/h]	47.0	65.9	63.4	61.0	63.0	62.4	62.4
Top Speed [km/h]	66.0	67.1	64.4	61.6	64.4	64.3	64.2
Avg. Dist. to Rail [m]	2.0	1.5	0.4	0.7	0.4	0.8	0.4
Avg. Stride Freq. [Hz]	2.3	2.4	2.3	2.2	2.3	2.3	2.3
Avg. Stride Length [m]	5.9	7.7	7.7	7.5	7.6	7.5	7.5



- [ ] Ranking at each section and finish
- .-.- No data available at this section
- NA No data available



Horse/Jockey Name	Johnny Dash
Final Rank	3
Fastest Section Time (Section)	0:10.76 (1200m)
Top Speed [km/h] (Section)	70.0 (Overall)
Race State	Finished



### Ipswich QLD Professional

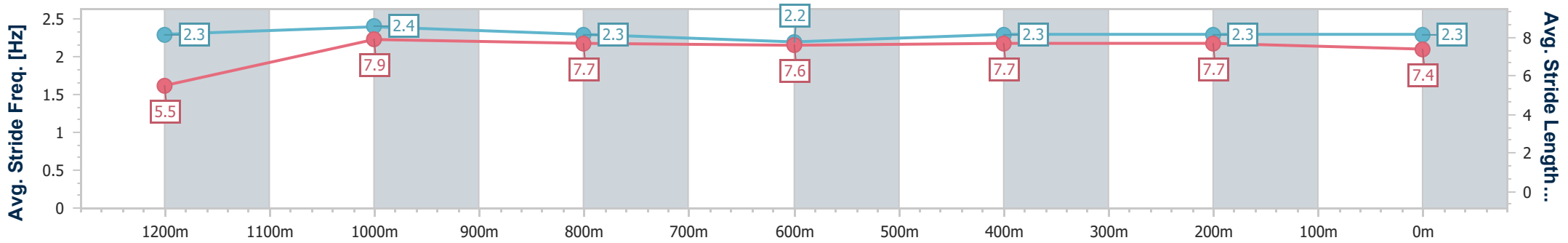
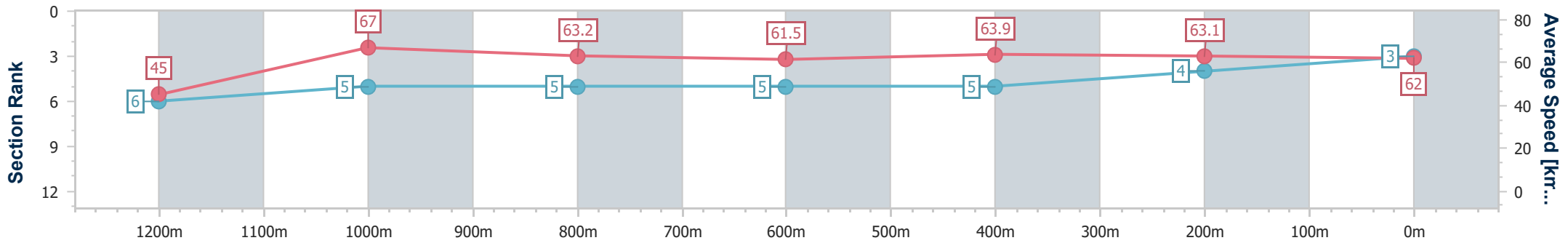
Race 7: IPSWICH PARTY HIRE Class 5 Handicap - 1350m

23 August 2024 - 15:18



Track Rating: Good 4, Weather: Fine, Rail Position: +8m Entire

Section	Overall	1200m	1000m	800m	600m	400m	200m
Section Times	1:20.12 [3] (0:12.00)	1:08.12 [6] (0:10.76)	0:57.36 [5] (0:11.33)	0:46.03 [5] (0:11.66)	0:34.37 [5] (0:11.29)	0:23.08 [5] (0:11.47)	0:11.61 [4] (0:11.61)
Average Speed [km/h]	45.0	67.0	63.2	61.5	63.9	63.1	62.0
Top Speed [km/h]	70.0	69.4	64.3	62.2	64.3	63.7	63.4
Avg. Dist. to Rail [m]	2.5	1.1	1.0	1.1	0.3	2.6	2.5
Avg. Stride Freq. [Hz]	2.3	2.4	2.3	2.2	2.3	2.3	2.3
Avg. Stride Length [m]	5.5	7.9	7.7	7.6	7.7	7.7	7.4



- [ ] Ranking at each section and finish
- .-.- No data available at this section
- NA No data available



Horse/Jockey Name	Original Glaze
Final Rank	4
Fastest Section Time (Section)	0:10.75 (1200m)
Top Speed [km/h] (Section)	68.3 (1200m)
Race State	Finished



### Ipswich QLD Professional

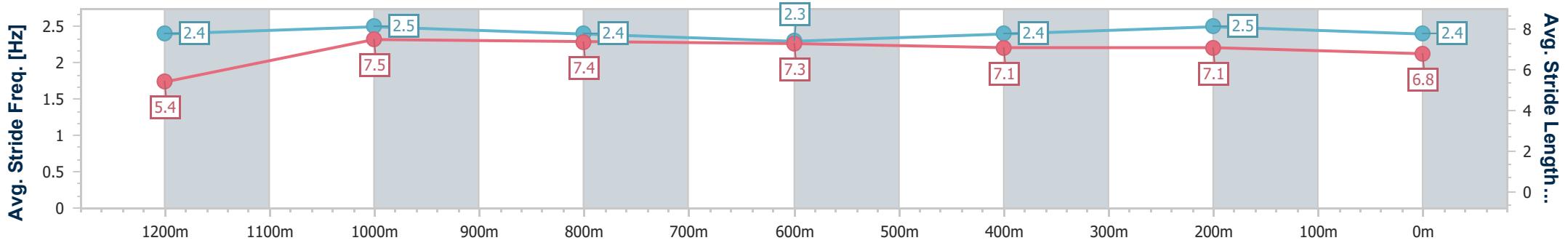
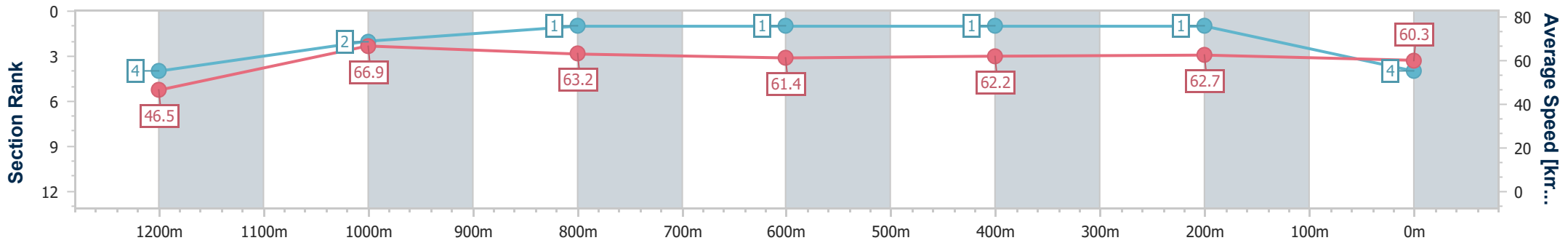
Race 7: IPSWICH PARTY HIRE Class 5 Handicap - 1350m

23 August 2024 - 15:18



Track Rating: Good 4, Weather: Fine, Rail Position: +8m Entire

Section	Overall	1200m	1000m	800m	600m	400m	200m
Section Times	1:20.21 [4] (0:11.58)	1:08.63 [4] (0:10.75)	0:57.88 [2] (0:11.31)	0:46.57 [1] (0:11.65)	0:34.92 [1] (0:11.49)	0:23.43 [1] (0:11.45)	0:11.98 [1] (0:11.98)
Average Speed [km/h]	46.5	66.9	63.2	61.4	62.2	62.7	60.3
Top Speed [km/h]	67.5	68.3	64.2	61.9	63.2	63.5	62.4
Avg. Dist. to Rail [m]	1.8	1.6	2.0	1.9	1.5	0.6	0.5
Avg. Stride Freq. [Hz]	2.4	2.5	2.4	2.3	2.4	2.5	2.4
Avg. Stride Length [m]	5.4	7.5	7.4	7.3	7.1	7.1	6.8



- [ ] Ranking at each section and finish
- .-.- No data available at this section
- NA No data available



Horse/Jockey Name	Boodua Romance
Final Rank	5
Fastest Section Time (Section)	0:10.81 (1200m)
Top Speed [km/h] (Section)	67.9 (1200m)
Race State	Finished



### Ipswich QLD Professional

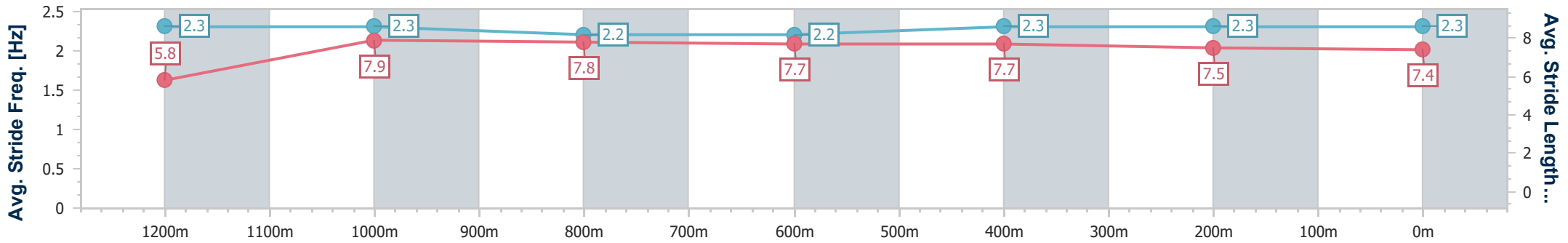
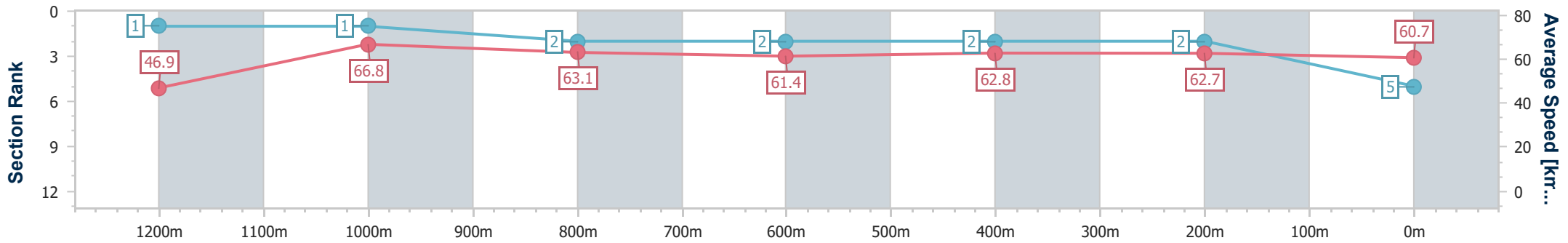
Race 7: IPSWICH PARTY HIRE Class 5 Handicap - 1350m

23 August 2024 - 15:18



Track Rating: Good 4, Weather: Fine, Rail Position: +8m Entire

Section	Overall	1200m	1000m	800m	600m	400m	200m
Section Times	1:20.26 [5] (0:11.51)	1:08.75 [1] (0:10.81)	0:57.94 [1] (0:11.36)	0:46.58 [2] (0:11.71)	0:34.87 [2] (0:11.45)	0:23.42 [2] (0:11.54)	0:11.88 [2] (0:11.88)
Average Speed [km/h]	46.9	66.8	63.1	61.4	62.8	62.7	60.7
Top Speed [km/h]	67.3	67.9	64.7	62.4	64.1	63.6	63.0
Avg. Dist. to Rail [m]	2.0	1.5	0.3	0.5	0.1	1.4	1.5
Avg. Stride Freq. [Hz]	2.3	2.3	2.2	2.2	2.3	2.3	2.3
Avg. Stride Length [m]	5.8	7.9	7.8	7.7	7.7	7.5	7.4



- [ ] Ranking at each section and finish
- .-.- No data available at this section
- NA No data available



Horse/Jockey Name	Flashing Steel
Final Rank	6
Fastest Section Time (Section)	0:10.95 (1200m)
Top Speed [km/h] (Section)	67.3 (1200m)
Race State	Finished



### Ipswich QLD Professional

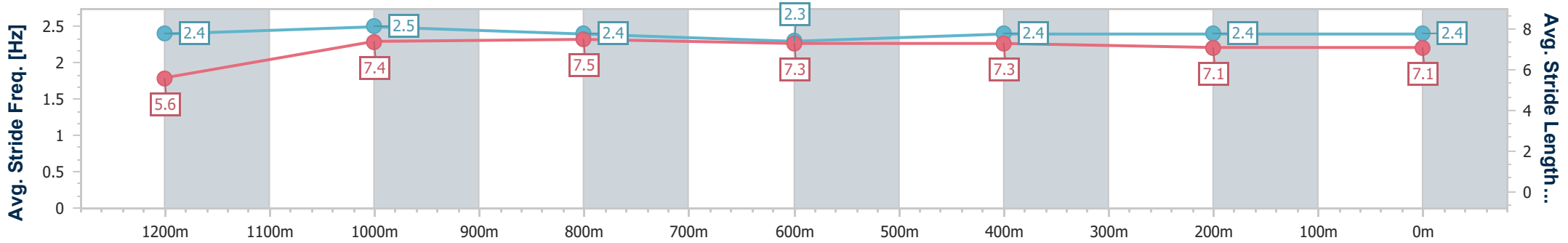
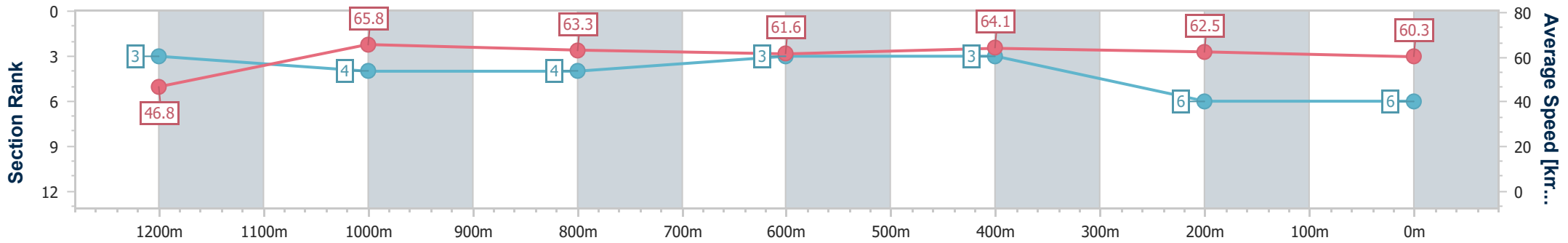
Race 7: IPSWICH PARTY HIRE Class 5 Handicap - 1350m

23 August 2024 - 15:18



Track Rating: Good 4, Weather: Fine, Rail Position: +8m Entire

Section	Overall	1200m	1000m	800m	600m	400m	200m
Section Times	1:20.52 [6] (0:11.55)	1:08.97 [3] (0:10.95)	0:58.02 [4] (0:11.40)	0:46.62 [4] (0:11.68)	0:34.94 [3] (0:11.31)	0:23.63 [3] (0:11.68)	0:11.95 [6] (0:11.95)
Average Speed [km/h]	46.8	65.8	63.3	61.6	64.1	62.5	60.3
Top Speed [km/h]	65.2	67.3	64.7	63.5	64.5	64.1	62.4
Avg. Dist. to Rail [m]	5.3	3.0	0.7	0.2	1.6	3.6	1.5
Avg. Stride Freq. [Hz]	2.4	2.5	2.4	2.3	2.4	2.4	2.4
Avg. Stride Length [m]	5.6	7.4	7.5	7.3	7.3	7.1	7.1



- [ ] Ranking at each section and finish
- .-.- No data available at this section
- NA No data available