

Track Rating: Good 4, Weather: Fine, Rail Position: +8m Entire

Section													Last 600m	
Field Times		Overall	1000m	800m	600m	400m	200m						0:34.20	
		1:03.70 (0:07.91)	0:55.79 (0:10.75)	0:45.04 (0:10.84)	0:34.20 (0:11.24)	0:22.96 (0:11.21)	0:11.75 (0:11.75)							
Rank	TAB	Horse/Jockey	Barrier	Top Speed [km/h]	Fastest Section							Margin	Distance Travelled [m]	
1	7	<b>CATWALK CRIMINAL</b> Emily Lang	11	68.0 1000m	0:07.91 Overall	1:03.70 [1] (0:07.91)	0:55.79 [1] (0:10.75)	0:45.04 [1] (0:10.94)	0:34.10 [3] (0:11.29)	0:22.81 [4] (0:11.32)	0:11.49 [2] (0:11.49)	1:03.70	0:34.10	
2	1	<b>RUSSIAN SUB</b> Marnu Potgieter	16	69.7 800m	0:08.15 Overall	1:03.84 [2] (0:08.15)	0:55.69 [2] (0:10.67)	0:45.02 [3] (0:10.75)	0:34.27 [2] (0:11.19)	0:23.08 [2] (0:11.19)	0:11.89 [1] (0:11.89)	0.84L	0:34.27	-3
3	16	<b>A LOT OF BOOTY</b> Tahlia Fenlon	7	67.8 1000m	0:08.20 Overall	1:03.89 [3] (0:08.20)	0:55.69 [4] (0:10.95)	0:44.74 [6] (0:10.96)	0:33.78 [7] (0:11.06)	0:22.72 [7] (0:11.22)	0:11.50 [5] (0:11.50)	1.12L	0:33.78	-3
4	11	<b>MIST OF DAWN</b> Damien Thornton	1	69.1 800m	0:08.38 Overall	1:04.09 [4] (0:08.38)	0:55.71 [9] (0:11.42)	0:44.29 [12] (0:10.77)	0:33.52 [12] (0:11.04)	0:22.48 [12] (0:11.12)	0:11.36 [12] (0:11.36)	2.3L	0:33.52	-1
5	14	<b>QUADE</b> James Orman	2	69.0 1000m	0:08.36 Overall	1:04.15 [5] (0:08.36)	0:55.79 [8] (0:11.20)	0:44.59 [10] (0:10.80)	0:33.79 [10] (0:11.04)	0:22.75 [10] (0:11.23)	0:11.52 [9] (0:11.52)	2.67L	0:33.79	+2
6	10	<b>JOJO RABBIT</b> Nikita Beriman	17	69.6 1000m	0:08.21 Overall	1:04.24 [6] (0:08.21)	0:56.03 [5] (0:10.56)	0:45.47 [2] (0:10.73)	0:34.74 [1] (0:11.24)	0:23.50 [1] (0:11.48)	0:12.02 [3] (0:12.02)	3.21L	0:34.74	+0
7	5	<b>HE'S FOR THE GIRLS</b> Taylor Marshall	20	68.2 600m	0:08.47 Overall	1:04.28 [7] (0:08.47)	0:55.81 [11] (0:10.99)	0:44.82 [9] (0:10.81)	0:34.01 [9] (0:10.92)	0:23.09 [9] (0:11.37)	0:11.72 [7] (0:11.72)	3.4L	0:34.01	+5
8	13	<b>TREASURER</b> Micheal Hellyer	5	68.4 800m	0:08.62 Overall	1:04.34 [8] (0:08.62)	0:55.72 [12] (0:11.09)	0:44.63 [11] (0:10.74)	0:33.89 [11] (0:11.01)	0:22.88 [11] (0:11.21)	0:11.67 [10] (0:11.67)	3.75L	0:33.89	+4
9	12	<b>FIRST PERSON</b> Michael Rodd	4	68.3 800m	0:08.35 Overall	1:04.44 [9] (0:08.35)	0:56.09 [6] (0:10.95)	0:45.14 [7] (0:10.80)	0:34.34 [6] (0:11.06)	0:23.28 [6] (0:11.32)	0:11.96 [6] (0:11.96)	4.37L	0:34.34	-2
10	17	<b>LUMENS LENNY</b> Bailey Wheeler	9	68.4 800m	0:08.17 Overall	1:04.57 [10] (0:08.17)	0:56.40 [3] (0:10.88)	0:45.52 [5] (0:10.71)	0:34.81 [4] (0:11.06)	0:23.75 [3] (0:11.50)	0:12.25 [4] (0:12.25)	5.12L	0:34.81	-2

Scratched: Sir Carter (#2), Figment (#9), Magic Island (#8), Edge Of Seventeen (#19), Port Erin (#20), Rich Minx (#18), Antonito (#4), Bravely (#15)



Ipswich QLD Professional  
 Race 9: TAB BENCHMARK 62 Handicap - 1100m  
 23 August 2024 - 16:35



Track Rating: Good 4, Weather: Fine, Rail Position: +8m Entire

Section	Overall	1000m	800m	600m	400m	200m	Last 600m
Field Times	1:03.70 (0:07.91)	0:55.79 (0:10.75)	0:45.04 (0:10.84)	0:34.20 (0:11.24)	0:22.96 (0:11.21)	0:11.75 (0:11.75)	0:34.20

Rank	TAB	Horse/Jockey	Barrier	Top Speed [km/h]	Fastest Section	Overall	1000m	800m	600m	400m	200m	Margin	Distance Travelled [m]
11	6	HELIKEDEMPRETTY	15	68.6	0:08.44	1:04.79 [11]	0:56.35 [10]	0:45.44 [8]	0:34.66 [8]	0:23.61 [8]	0:12.08 [11]	6.39L	0:34.66 +6
		Noel Callow		800m	Overall	(0:08.44)	(0:10.91)	(0:10.78)	(0:11.05)	(0:11.53)	(0:12.08)		
12	3	MILTON ROAD	8	69.4	0:08.36	1:04.93 [12]	0:56.57 [7]	0:45.91 [4]	0:35.15 [5]	0:23.99 [5]	0:12.37 [8]	7.26L	0:35.15 +4
		Ryan Maloney		1000m	Overall	(0:08.36)	(0:10.66)	(0:10.76)	(0:11.16)	(0:11.62)	(0:12.37)		

Scratched: Sir Carter (#2), Figment (#9), Magic Island (#8), Edge Of Seventeen (#19), Port Erin (#20), Rich Minx (#18), Antonito (#4), Bravely (#15)

[ ] Ranking at each section and finish  
 -:-:-:- No data available at this section  
 NA No data available

SCN Saddle cloth number  
 DNF Did not finish  
 DNT Did not track



Horse/Jockey Name	Catwalk Criminal
Final Rank	1
Fastest Section Time (Section)	0:07.91 (Overall)
Top Speed [km/h] (Section)	68.0 (1000m)
Race State	Finished



### Ipswich QLD Professional

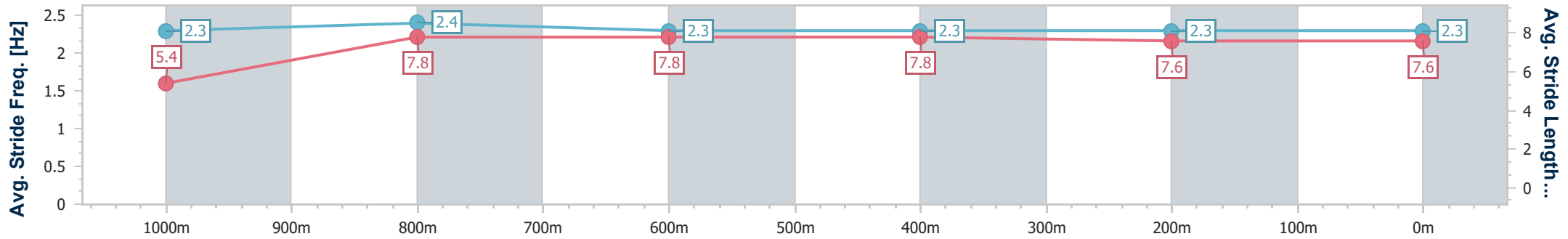
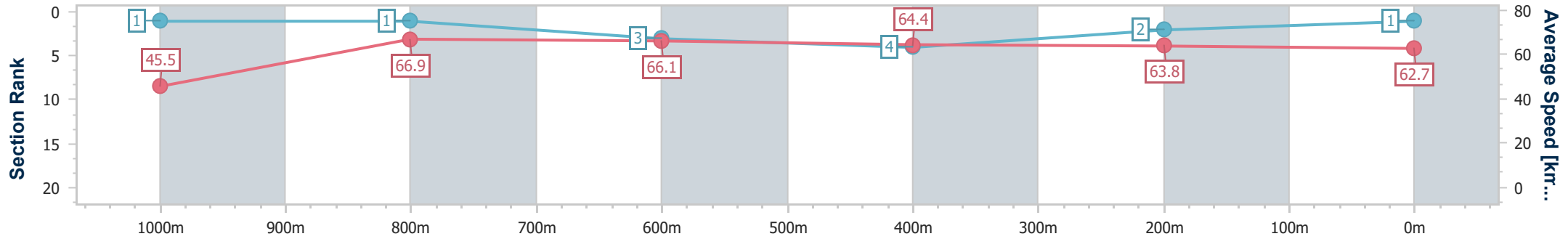
Race 9: TAB BENCHMARK 62 Handicap - 1100m

23 August 2024 - 16:35



Track Rating: Good 4, Weather: Fine, Rail Position: +8m Entire

Section	Overall	1000m	800m	600m	400m	200m
Section Times	1:03.70 [1] (0:07.91)	0:55.79 [1] (0:10.75)	0:45.04 [1] (0:10.94)	0:34.10 [3] (0:11.29)	0:22.81 [4] (0:11.32)	0:11.49 [2]
Average Speed [km/h]	45.5	66.9	66.1	64.4	63.8	62.7
Top Speed [km/h]	67.1	68.0	67.3	66.2	65.0	64.8
Avg. Dist. to Rail [m]	7.2	0.7	0.9	2.0	0.8	0.3
Avg. Stride Freq. [Hz]	2.3	2.4	2.3	2.3	2.3	2.3
Avg. Stride Length [m]	5.4	7.8	7.8	7.8	7.6	7.6



- [ ] Ranking at each section and finish
- .-.- No data available at this section
- NA No data available



Horse/Jockey Name	Russian Sub
Final Rank	2
Fastest Section Time (Section)	0:08.15 (Overall)
Top Speed [km/h] (Section)	69.7 (800m)
Race State	Finished



### Ipswich QLD Professional

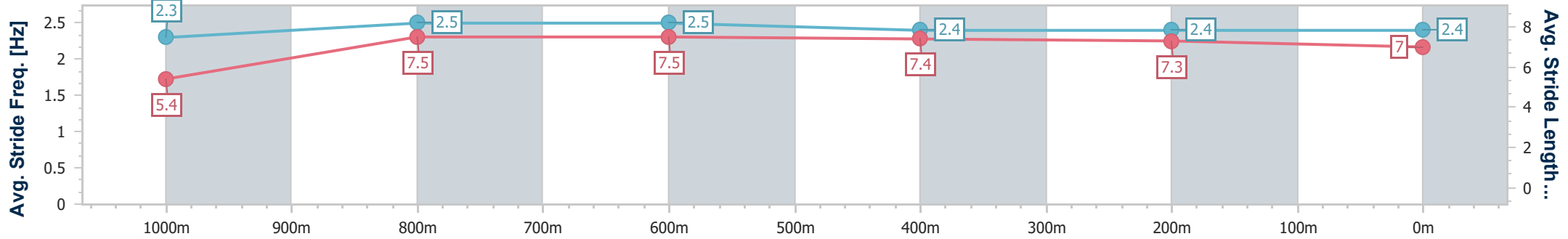
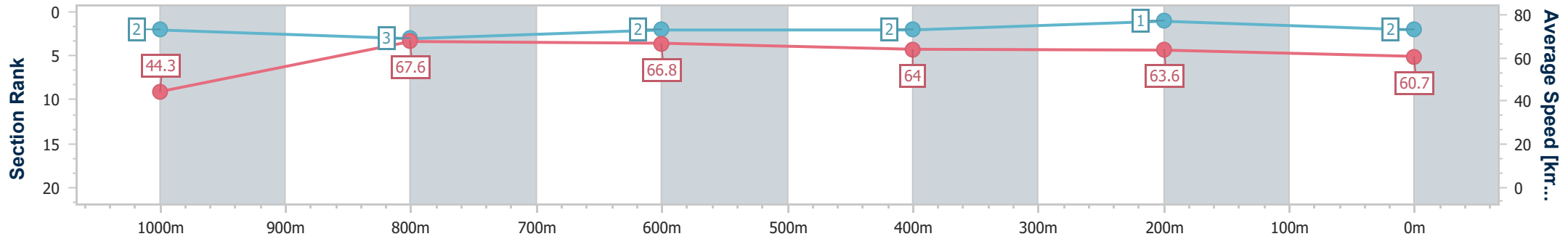
Race 9: TAB BENCHMARK 62 Handicap - 1100m

23 August 2024 - 16:35



Track Rating: Good 4, Weather: Fine, Rail Position: +8m Entire

Section	Overall	1000m	800m	600m	400m	200m
Section Times	1:03.84 [2] (0:08.15)	0:55.69 [2] (0:10.67)	0:45.02 [3] (0:10.75)	0:34.27 [2] (0:11.19)	0:23.08 [2] (0:11.19)	0:11.89 [1] (0:11.89)
Average Speed [km/h]	44.3	67.6	66.8	64.0	63.6	60.7
Top Speed [km/h]	65.3	69.6	69.7	66.4	65.5	62.6
Avg. Dist. to Rail [m]	8.5	0.9	0.5	1.5	1.3	0.5
Avg. Stride Freq. [Hz]	2.3	2.5	2.5	2.4	2.4	2.4
Avg. Stride Length [m]	5.4	7.5	7.5	7.4	7.3	7.0



- [ ] Ranking at each section and finish
- .-.- No data available at this section
- NA No data available



Horse/Jockey Name	A Lot Of Booty
Final Rank	3
Fastest Section Time (Section)	0:08.20 (Overall)
Top Speed [km/h] (Section)	67.8 (1000m)
Race State	Finished



### Ipswich QLD Professional

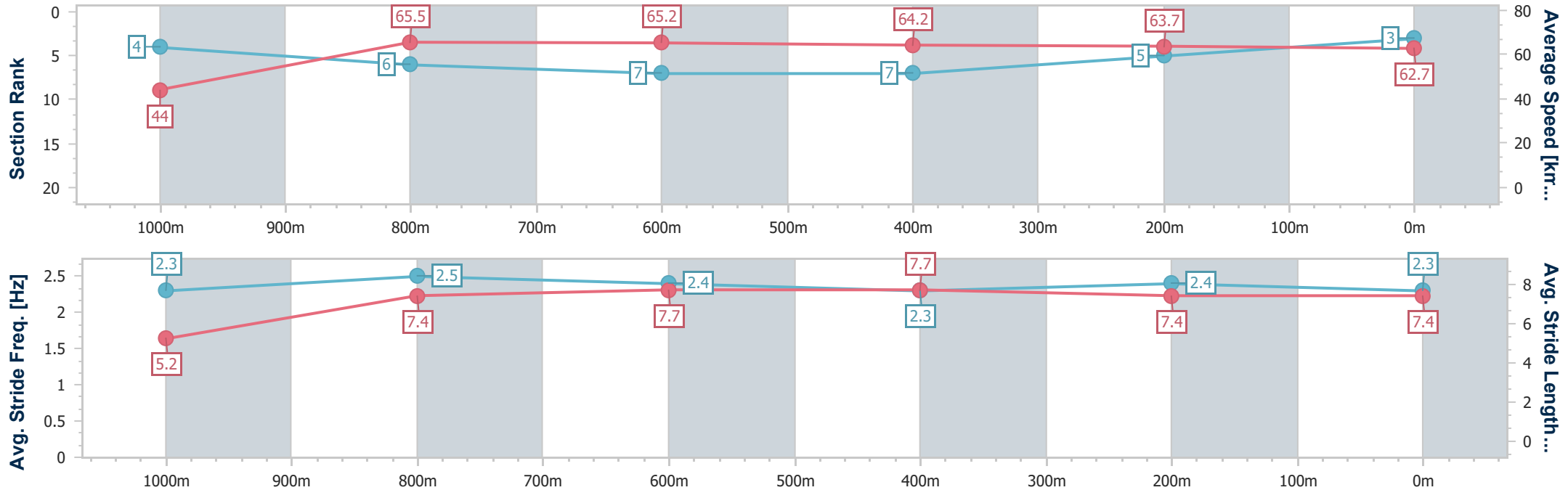
Race 9: TAB BENCHMARK 62 Handicap - 1100m

23 August 2024 - 16:35



Track Rating: Good 4, Weather: Fine, Rail Position: +8m Entire

Section	Overall	1000m	800m	600m	400m	200m
Section Times	1:03.89 [3] (0:08.20)	0:55.69 [4] (0:10.95)	0:44.74 [6] (0:10.96)	0:33.78 [7] (0:11.06)	0:22.72 [7] (0:11.22)	0:11.50 [5]
Average Speed [km/h]	44.0	65.5	65.2	64.2	63.7	62.7
Top Speed [km/h]	63.6	67.8	66.4	65.9	66.0	64.3
Avg. Dist. to Rail [m]	3.3	1.1	2.6	2.8	1.1	0.7
Avg. Stride Freq. [Hz]	2.3	2.5	2.4	2.3	2.4	2.3
Avg. Stride Length [m]	5.2	7.4	7.7	7.7	7.4	7.4



- [ ] Ranking at each section and finish
- .-.- No data available at this section
- NA No data available



Horse/Jockey Name	Mist Of Dawn
Final Rank	4
Fastest Section Time (Section)	0:08.38 (Overall)
Top Speed [km/h] (Section)	69.1 (800m)
Race State	Finished



### Ipswich QLD Professional

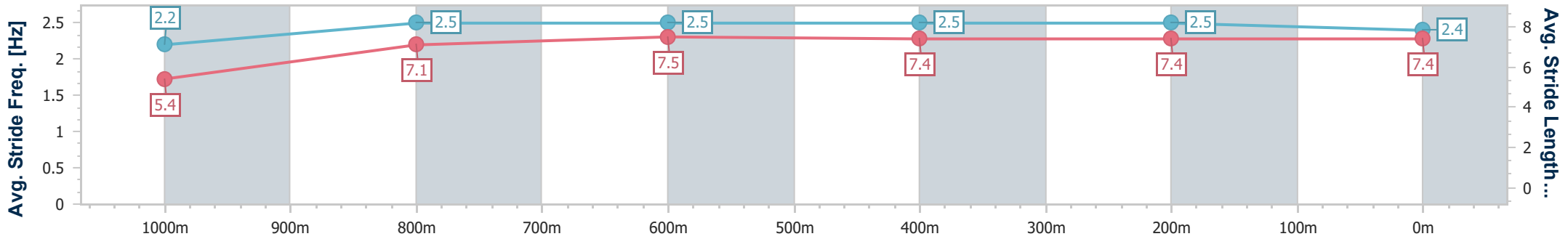
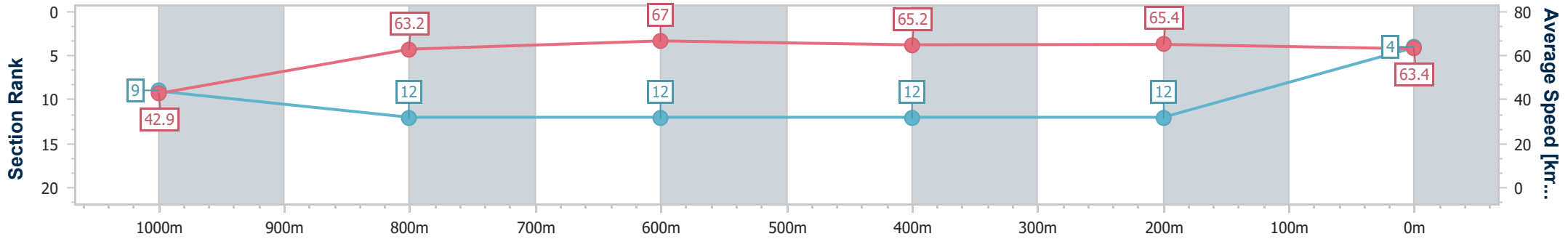
Race 9: TAB BENCHMARK 62 Handicap - 1100m

23 August 2024 - 16:35



Track Rating: Good 4, Weather: Fine, Rail Position: +8m Entire

Section	Overall	1000m	800m	600m	400m	200m
Section Times	1:04.09 [4] (0:08.38)	0:55.71 [9] (0:11.42)	0:44.29 [12] (0:10.77)	0:33.52 [12] (0:11.04)	0:22.48 [12] (0:11.12)	0:11.36 [12] (0:11.36)
Average Speed [km/h]	42.9	63.2	67.0	65.2	65.4	63.4
Top Speed [km/h]	62.6	67.0	69.1	67.1	66.3	66.4
Avg. Dist. to Rail [m]	1.0	0.5	0.6	0.9	1.4	0.7
Avg. Stride Freq. [Hz]	2.2	2.5	2.5	2.5	2.5	2.4
Avg. Stride Length [m]	5.4	7.1	7.5	7.4	7.4	7.4



- [ ] Ranking at each section and finish
- .-.- No data available at this section
- NA No data available



Horse/Jockey Name	Quade
Final Rank	5
Fastest Section Time (Section)	0:08.36 (Overall)
Top Speed [km/h] (Section)	69.0 (1000m)
Race State	Finished



### Ipswich QLD Professional

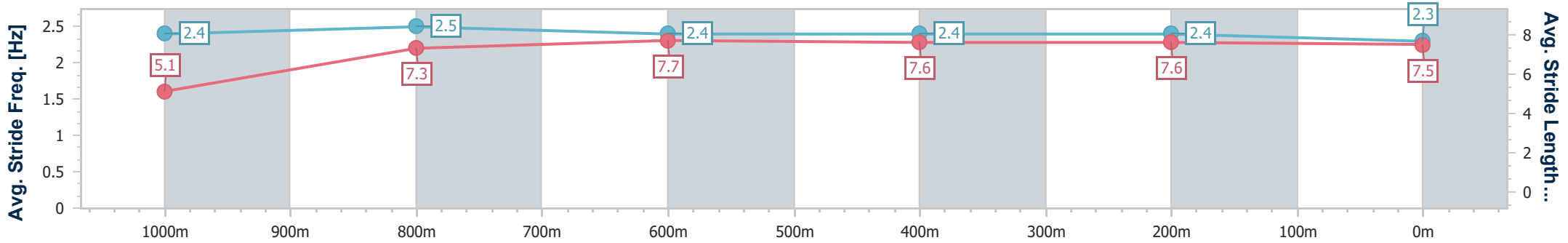
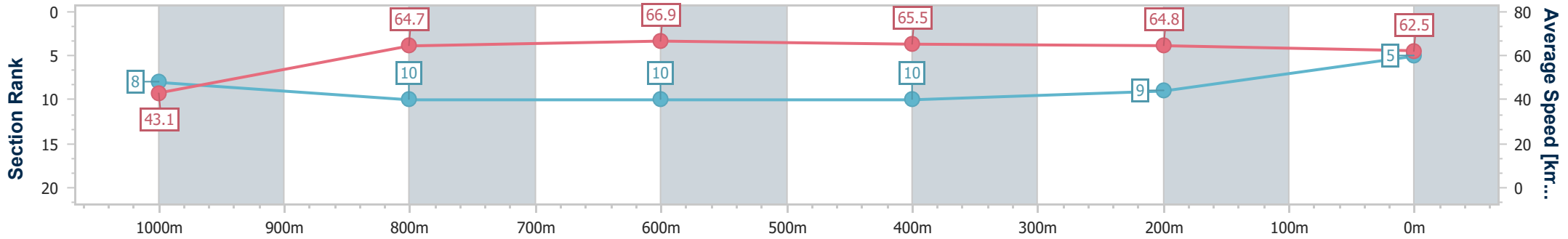
Race 9: TAB BENCHMARK 62 Handicap - 1100m

23 August 2024 - 16:35



Track Rating: Good 4, Weather: Fine, Rail Position: +8m Entire

Section	Overall	1000m	800m	600m	400m	200m
Section Times	1:04.15 [5] (0:08.36)	0:55.79 [8] (0:11.20)	0:44.59 [10] (0:10.80)	0:33.79 [10] (0:11.04)	0:22.75 [10] (0:11.23)	0:11.52 [9]
Average Speed [km/h]	43.1	64.7	66.9	65.5	64.8	62.5
Top Speed [km/h]	63.3	69.0	68.0	67.1	66.4	64.8
Avg. Dist. to Rail [m]	2.5	1.3	0.8	1.9	2.6	2.7
Avg. Stride Freq. [Hz]	2.4	2.5	2.4	2.4	2.4	2.3
Avg. Stride Length [m]	5.1	7.3	7.7	7.6	7.6	7.5



- [ ] Ranking at each section and finish
- .-.- No data available at this section
- NA No data available



Horse/Jockey Name	Jojo Rabbit
Final Rank	6
Fastest Section Time (Section)	0:08.21 (Overall)
Top Speed [km/h] (Section)	69.6 (1000m)
Race State	Finished



### Ipswich QLD Professional

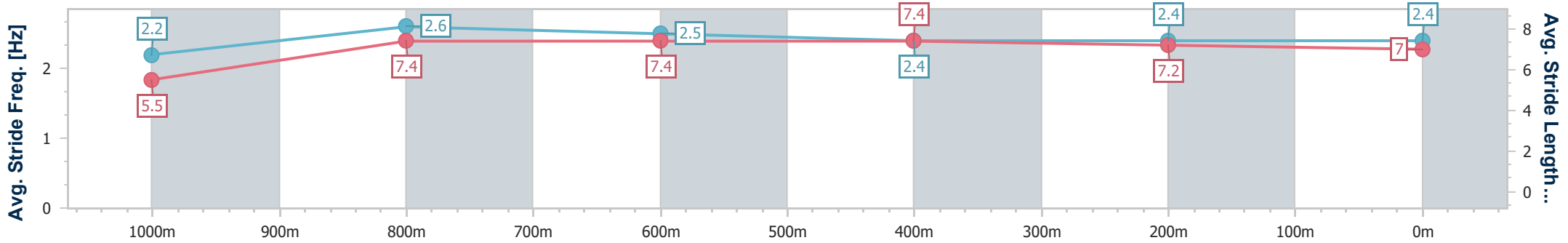
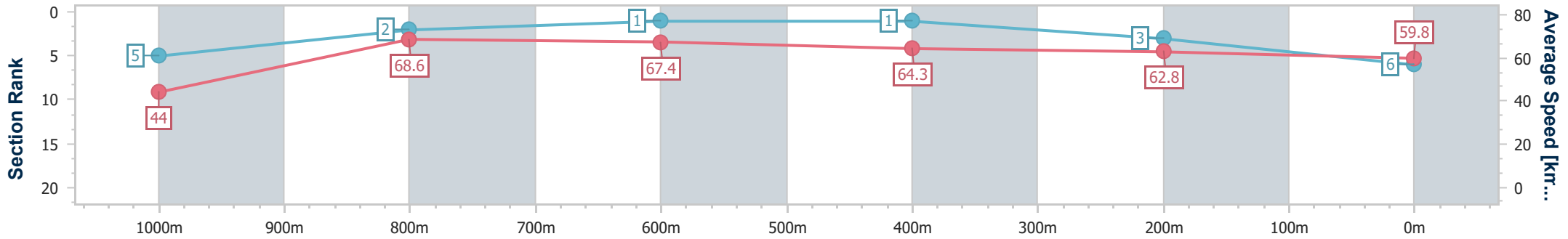
Race 9: TAB BENCHMARK 62 Handicap - 1100m

23 August 2024 - 16:35



Track Rating: Good 4, Weather: Fine, Rail Position: +8m Entire

Section	Overall	1000m	800m	600m	400m	200m
Section Times	1:04.24 [6] (0:08.21)	0:56.03 [5] (0:10.56)	0:45.47 [2] (0:10.73)	0:34.74 [1] (0:11.24)	0:23.50 [1] (0:11.48)	0:12.02 [3]
Average Speed [km/h]	44.0	68.6	67.4	64.3	62.8	59.8
Top Speed [km/h]	65.5	69.6	68.8	65.6	64.5	63.0
Avg. Dist. to Rail [m]	9.5	2.1	1.2	1.2	0.7	1.7
Avg. Stride Freq. [Hz]	2.2	2.6	2.5	2.4	2.4	2.4
Avg. Stride Length [m]	5.5	7.4	7.4	7.4	7.2	7.0



- [ ] Ranking at each section and finish
- .-.- No data available at this section
- NA No data available





Horse/Jockey Name	He's For The Girls
Final Rank	7
Fastest Section Time (Section)	0:08.47 (Overall)
Top Speed [km/h] (Section)	68.2 (600m)
Race State	Finished



### Ipswich QLD Professional

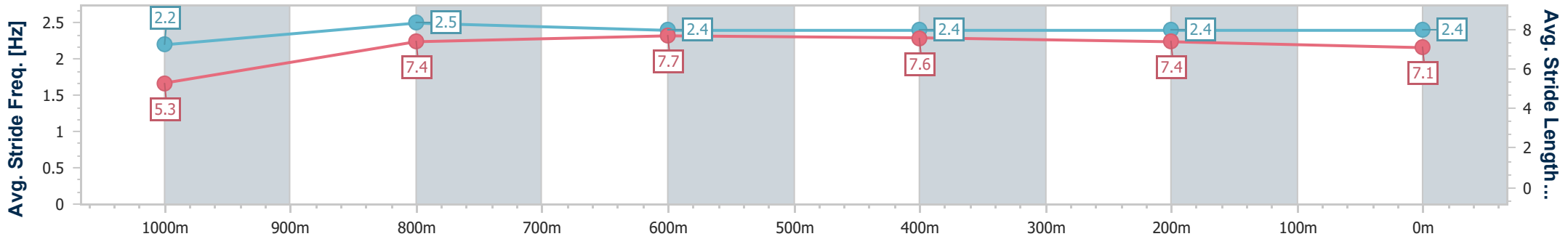
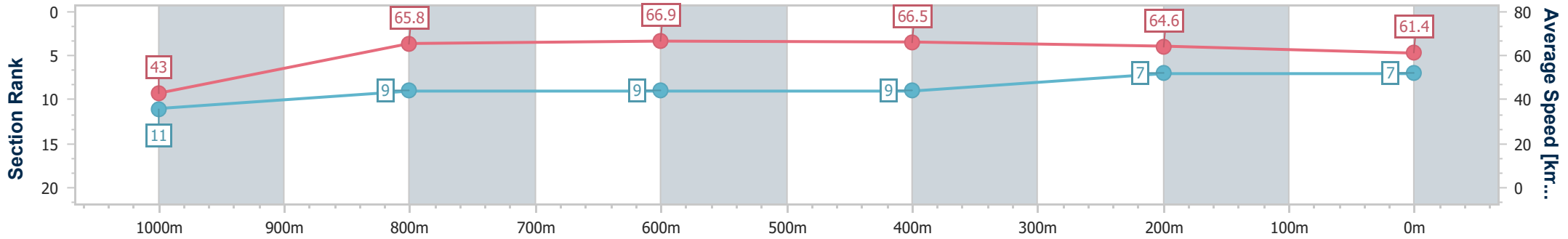
Race 9: TAB BENCHMARK 62 Handicap - 1100m

23 August 2024 - 16:35

Track Rating: Good 4, Weather: Fine, Rail Position: +8m Entire



Section	Overall	1000m	800m	600m	400m	200m
Section Times	1:04.28 [7] (0:08.47)	0:55.81 [11] (0:10.99)	0:44.82 [9] (0:10.81)	0:34.01 [9] (0:10.92)	0:23.09 [9] (0:11.37)	0:11.72 [7] (0:11.72)
Average Speed [km/h]	43.0	65.8	66.9	66.5	64.6	61.4
Top Speed [km/h]	65.6	67.8	67.9	68.2	65.2	64.3
Avg. Dist. to Rail [m]	10.7	3.4	0.9	1.9	5.6	9.1
Avg. Stride Freq. [Hz]	2.2	2.5	2.4	2.4	2.4	2.4
Avg. Stride Length [m]	5.3	7.4	7.7	7.6	7.4	7.1



- [ ] Ranking at each section and finish
- .-.- No data available at this section
- NA No data available



Horse/Jockey Name	Treasurer
Final Rank	8
Fastest Section Time (Section)	0:08.62 (Overall)
Top Speed [km/h] (Section)	68.4 (800m)
Race State	Finished



### Ipswich QLD Professional

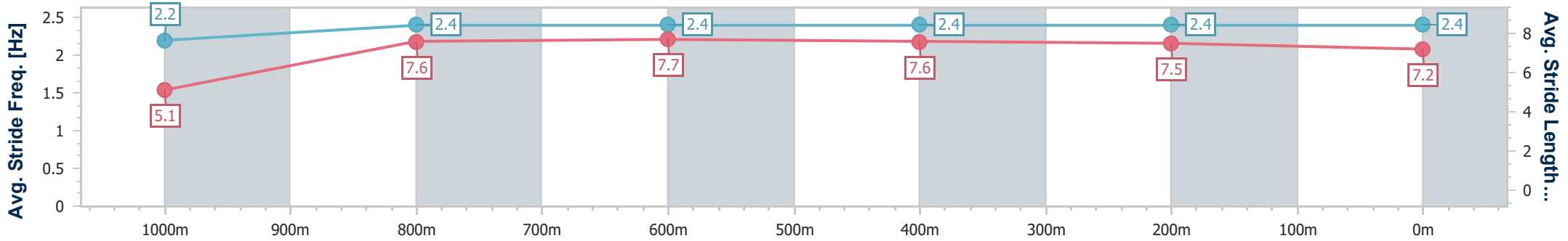
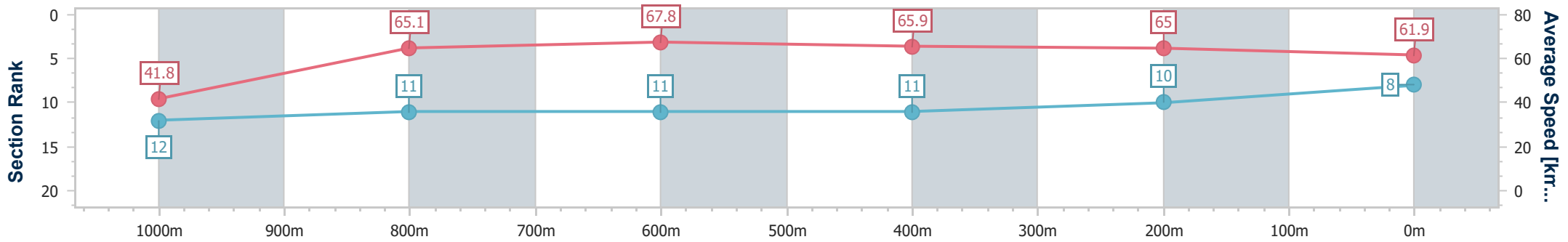
Race 9: TAB BENCHMARK 62 Handicap - 1100m

23 August 2024 - 16:35



Track Rating: Good 4, Weather: Fine, Rail Position: +8m Entire

Section	Overall	1000m	800m	600m	400m	200m
Section Times	1:04.34 [8] (0:08.62)	0:55.72 [12] (0:11.09)	0:44.63 [11] (0:10.74)	0:33.89 [11] (0:11.01)	0:22.88 [11] (0:11.21)	0:11.67 [10] (0:11.67)
Average Speed [km/h]	41.8	65.1	67.8	65.9	65.0	61.9
Top Speed [km/h]	63.1	68.3	68.4	67.1	66.7	63.6
Avg. Dist. to Rail [m]	2.9	1.1	2.0	3.0	3.9	5.5
Avg. Stride Freq. [Hz]	2.2	2.4	2.4	2.4	2.4	2.4
Avg. Stride Length [m]	5.1	7.6	7.7	7.6	7.5	7.2



- [ ] Ranking at each section and finish
- .-.- No data available at this section
- NA No data available



Horse/Jockey Name	First Person
Final Rank	9
Fastest Section Time (Section)	0:08.35 (Overall)
Top Speed [km/h] (Section)	68.3 (800m)
Race State	Finished



### Ipswich QLD Professional

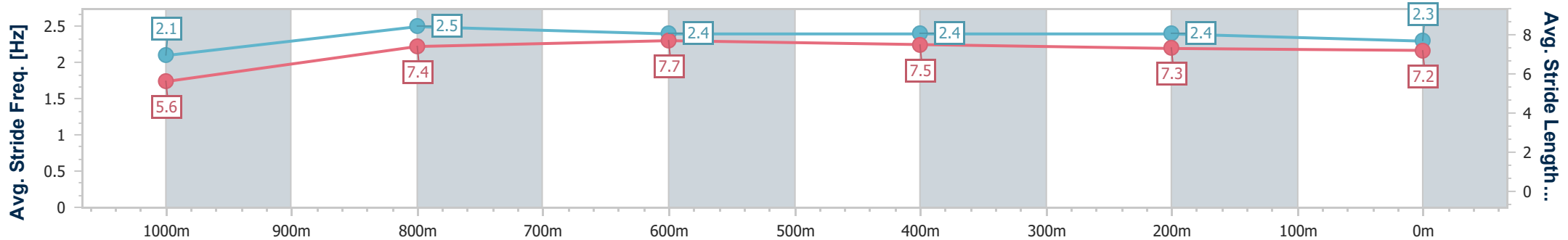
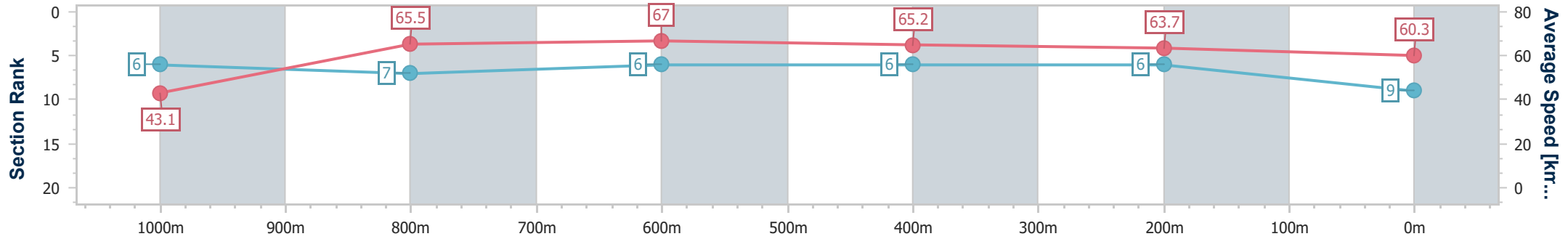
Race 9: TAB BENCHMARK 62 Handicap - 1100m

23 August 2024 - 16:35



Track Rating: Good 4, Weather: Fine, Rail Position: +8m Entire

Section	Overall	1000m	800m	600m	400m	200m
Section Times	1:04.44 [9] (0:08.35)	0:56.09 [6] (0:10.95)	0:45.14 [7] (0:10.80)	0:34.34 [6] (0:11.06)	0:23.28 [6] (0:11.32)	0:11.96 [6] (0:11.96)
Average Speed [km/h]	43.1	65.5	67.0	65.2	63.7	60.3
Top Speed [km/h]	61.6	67.3	68.3	66.9	64.9	63.2
Avg. Dist. to Rail [m]	2.4	0.3	0.7	0.7	2.3	4.1
Avg. Stride Freq. [Hz]	2.1	2.5	2.4	2.4	2.4	2.3
Avg. Stride Length [m]	5.6	7.4	7.7	7.5	7.3	7.2



- [ ] Ranking at each section and finish
- .-.- No data available at this section
- NA No data available



Horse/Jockey Name	Lumens Lenny
Final Rank	10
Fastest Section Time (Section)	0:08.17 (Overall)
Top Speed [km/h] (Section)	68.4 (800m)
Race State	Finished



### Ipswich QLD Professional

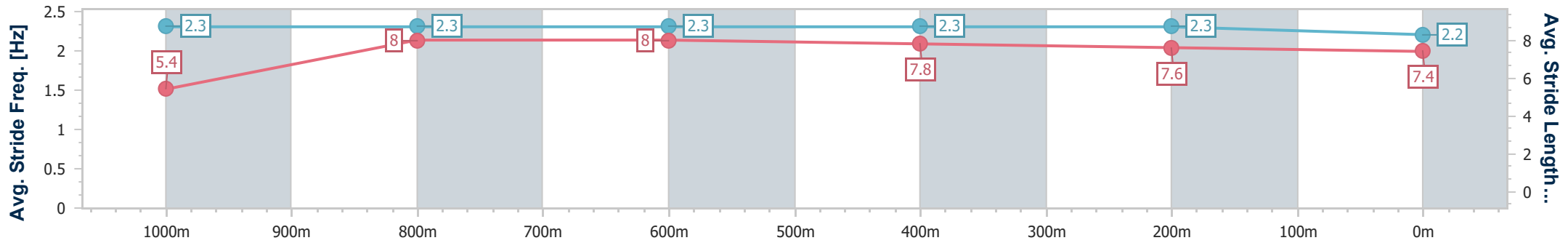
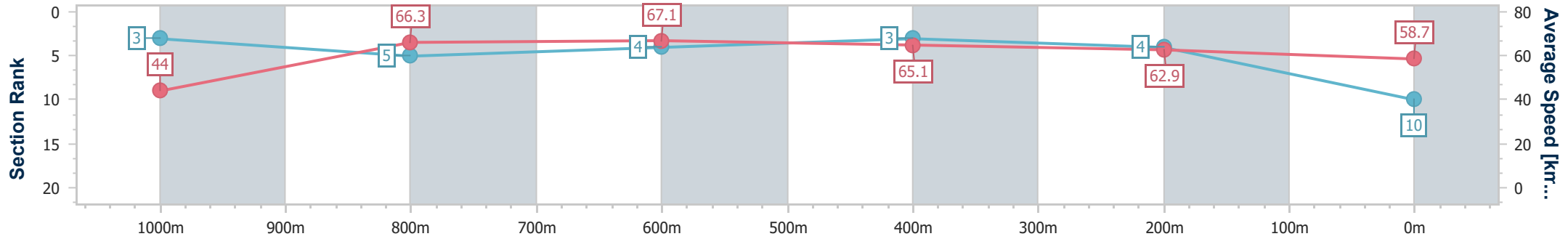
Race 9: TAB BENCHMARK 62 Handicap - 1100m

23 August 2024 - 16:35



Track Rating: Good 4, Weather: Fine, Rail Position: +8m Entire

Section	Overall	1000m	800m	600m	400m	200m
Section Times	1:04.57 [10] (0:08.17)	0:56.40 [3] (0:10.88)	0:45.52 [5] (0:10.71)	0:34.81 [4] (0:11.06)	0:23.75 [3] (0:11.50)	0:12.25 [4]
Average Speed [km/h]	44.0	66.3	67.1	65.1	62.9	58.7
Top Speed [km/h]	63.9	67.6	68.4	66.7	64.9	61.4
Avg. Dist. to Rail [m]	5.2	0.3	0.3	0.2	2.0	3.6
Avg. Stride Freq. [Hz]	2.3	2.3	2.3	2.3	2.3	2.2
Avg. Stride Length [m]	5.4	8.0	8.0	7.8	7.6	7.4



- [ ] Ranking at each section and finish
- .-.- No data available at this section
- NA No data available



Horse/Jockey Name	Helikedempretty
Final Rank	11
Fastest Section Time (Section)	0:08.44 (Overall)
Top Speed [km/h] (Section)	68.6 (800m)
Race State	Finished



### Ipswich QLD Professional

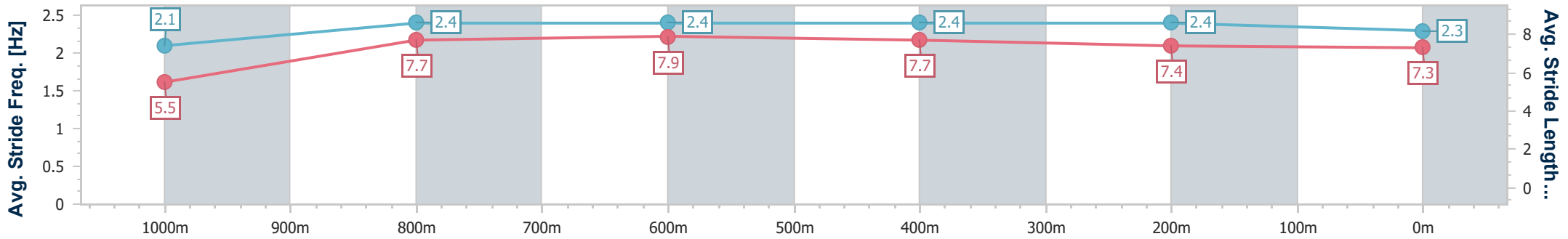
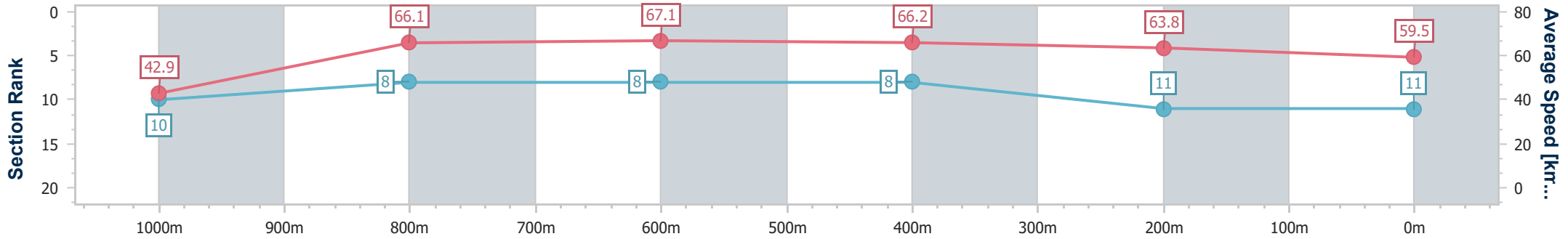
Race 9: TAB BENCHMARK 62 Handicap - 1100m

23 August 2024 - 16:35

Track Rating: Good 4, Weather: Fine, Rail Position: +8m Entire



Section	Overall	1000m	800m	600m	400m	200m
Section Times	1:04.79 [11] (0:08.44)	0:56.35 [10] (0:10.91)	0:45.44 [8] (0:10.78)	0:34.66 [8] (0:11.05)	0:23.61 [8] (0:11.53)	0:12.08 [11] (0:12.08)
Average Speed [km/h]	42.9	66.1	67.1	66.2	63.8	59.5
Top Speed [km/h]	64.8	67.3	68.6	68.4	65.7	62.5
Avg. Dist. to Rail [m]	6.9	1.4	0.7	3.2	7.1	8.4
Avg. Stride Freq. [Hz]	2.1	2.4	2.4	2.4	2.4	2.3
Avg. Stride Length [m]	5.5	7.7	7.9	7.7	7.4	7.3



- [ ] Ranking at each section and finish
- .-.- No data available at this section
- NA No data available



Horse/Jockey Name	Milton Road
Final Rank	12
Fastest Section Time (Section)	0:08.36 (Overall)
Top Speed [km/h] (Section)	69.4 (1000m)
Race State	Finished



### Ipswich QLD Professional

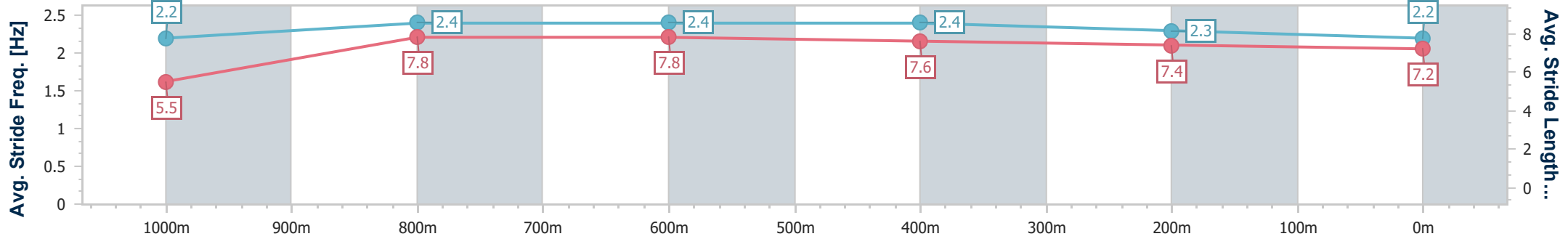
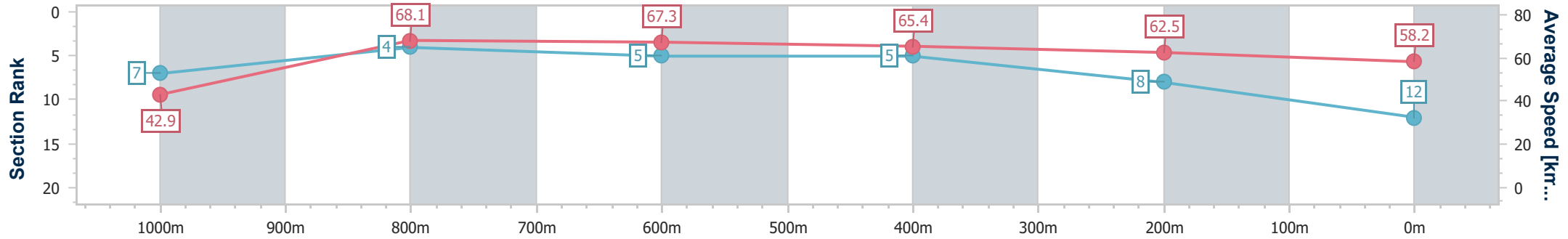
Race 9: TAB BENCHMARK 62 Handicap - 1100m

23 August 2024 - 16:35



Track Rating: Good 4, Weather: Fine, Rail Position: +8m Entire

Section	Overall	1000m	800m	600m	400m	200m
Section Times	1:04.93 [12] (0:08.36)	0:56.57 [7] (0:10.66)	0:45.91 [4] (0:10.76)	0:35.15 [5] (0:11.16)	0:23.99 [5] (0:11.62)	0:12.37 [8]
Average Speed [km/h]	42.9	68.1	67.3	65.4	62.5	58.2
Top Speed [km/h]	65.2	69.4	69.1	67.8	64.6	61.4
Avg. Dist. to Rail [m]	5.1	1.9	1.9	2.7	4.2	6.6
Avg. Stride Freq. [Hz]	2.2	2.4	2.4	2.4	2.3	2.2
Avg. Stride Length [m]	5.5	7.8	7.8	7.6	7.4	7.2



- [ ] Ranking at each section and finish
- .-.- No data available at this section
- NA No data available