



# Doomben QLD Professional

## Race 2: CASCADE BENCHMARK 70 Handicap - 1615m

24 August 2024 - 12:29



BRISBANE  
RACING CLUB

Track Rating: Soft 5, Weather: Fine, Rail Position: +3m Entire

Section													Overall	1400m	1200m	1000m	800m	600m	400m	Last 600m
Field Times													1:36.15 (0:14.55)	1:21.60 (0:11.20)	1:10.40 (0:11.16)	0:59.24 (0:11.49)	0:47.75 (0:11.83)	0:35.92 (0:11.95)	0:23.97 (0:11.92)	0:35.92
Rank	TAB	Horse/Jockey	Barrier	Top Speed [km/h]	Fastest Section								Distance Travelled [m]							
1	5	VICTORY WIN Jag Guthmann-Chester	3	65.5 400m	0:11.33 400m	1:36.15 [1] (0:15.19)	1:20.96 [8] (0:11.44)	1:09.52 [9] (0:11.47)	0:58.05 [9] (0:11.57)	0:46.48 [8] (0:11.62)	0:34.86 [7] (0:11.66)	0:23.20 [7] (0:11.33)	0:34.86							
2	11	TANNENBURG James Orman	4	66.3 400m	0:11.08 400m	1:36.36 [2] (0:15.46)	1:20.90 [11] (0:11.56)	1:09.34 [11] (0:11.60)	0:57.74 [11] (0:11.62)	0:46.12 [13] (0:11.65)	0:34.47 [12] (0:11.57)	0:22.90 [11] (0:11.08)	0:34.47	-4						
3	3	FLEUR DU MONDE Ryan Maloney	10	65.1 1200m	0:11.39 1400m	1:36.78 [3] (0:15.20)	1:21.58 [9] (0:11.39)	1:10.19 [8] (0:11.41)	0:58.78 [8] (0:11.77)	0:47.01 [9] (0:11.60)	0:35.41 [8] (0:11.78)	0:23.63 [9] (0:11.44)	0:35.41	+10						
4	7	TRIPLE MONEY Michael Rodd	15	65.0 1000m	0:11.34 1000m	1:36.88 [4] (0:15.81)	1:21.07 [13] (0:11.44)	1:09.63 [13] (0:11.54)	0:58.09 [13] (0:11.34)	0:46.75 [12] (0:11.81)	0:34.94 [13] (0:11.49)	0:23.45 [10] (0:11.41)	0:34.94	+3						
5	14	KIND WISH Bailey Wheeler	6	65.6 1400m	0:11.34 1400m	1:36.92 [5] (0:14.81)	1:22.11 [3] (0:11.34)	1:10.77 [3] (0:11.44)	0:59.33 [4] (0:11.63)	0:47.70 [3] (0:11.66)	0:36.04 [3] (0:11.61)	0:24.43 [4] (0:11.61)	0:36.04	+2						
6	10	MORE TROUBLE Damien Thornton	7	66.2 1400m	0:11.31 1400m	1:37.01 [6] (0:14.86)	1:22.15 [4] (0:11.31)	1:10.84 [4] (0:11.38)	0:59.46 [3] (0:11.72)	0:47.74 [4] (0:11.68)	0:36.06 [4] (0:11.51)	0:24.55 [3] (0:11.77)	0:36.06	+6						
7	15	MOOTESSA Nikita Beriman	14	64.2 1000m	0:11.50 1400m	1:37.16 [7] (0:15.30)	1:21.86 [10] (0:11.50)	1:10.36 [10] (0:11.52)	0:58.84 [10] (0:11.53)	0:47.31 [10] (0:11.72)	0:35.59 [10] (0:11.57)	0:24.02 [8] (0:11.58)	0:35.59	+6						
8	9	FREE CARRY Emily Lang	12	66.0 1200m	0:11.16 1200m	1:37.24 [8] (0:14.55)	1:22.69 [1] (0:11.20)	1:11.49 [1] (0:11.16)	1:00.33 [1] (0:11.49)	0:48.84 [1] (0:11.83)	0:37.01 [1] (0:11.95)	0:25.06 [1] (0:11.96)	0:37.01	+1						
9	13	PICK ZA BEANS Andrew Mallyon	5	65.0 1200m	0:11.38 1200m	1:37.51 [9] (0:14.97)	1:22.54 [6] (0:11.52)	1:11.02 [7] (0:11.38)	0:59.64 [6] (0:11.73)	0:47.91 [7] (0:11.64)	0:36.27 [6] (0:11.62)	0:24.65 [6] (0:11.79)	0:36.27	+4						
10	8	CASSIA LANE Tahlia Fenlon	9	64.6 1000m	0:11.39 1000m	1:37.56 [10] (0:15.59)	1:21.97 [12] (0:11.56)	1:10.41 [12] (0:11.48)	0:58.93 [12] (0:11.39)	0:47.54 [11] (0:11.82)	0:35.72 [11] (0:11.66)	0:24.06 [12] (0:11.61)	0:35.72	+9						

Scratched: Nishikori (#2), Sizzling Gal (#1), Perfect Encounter (#4), Diana's Affair (#17)

Report Created: Sat 24 August 2024 12:53 GMT+1 (Note: Timing is based on position data)

Page 1/17

[ ] Ranking at each section and finish  
 -:-:- No data available at this section  
 NA No data available

SCN Saddle cloth number  
 DNF Did not finish  
 DNT Did not track

data processed by TRIPLESDATA



# Doomben QLD Professional

## Race 2: CASCADE BENCHMARK 70 Handicap - 1615m

24 August 2024 - 12:29



BRISBANE  
RACING CLUB

Track Rating: Soft 5, Weather: Fine, Rail Position: +3m Entire

Section		Overall	1400m	1200m	1000m	800m	600m	400m	Last 600m				
Field Times		1:36.15 (0:14.55)	1:21.60 (0:11.20)	1:10.40 (0:11.16)	0:59.24 (0:11.49)	0:47.75 (0:11.83)	0:35.92 (0:11.95)	0:23.97 (0:11.92)	0:35.92				
Rank	TAB Horse/Jockey	Barrier	Top Speed [km/h]	Fastest Section	Distance Travelled [m]								
11	12 TAMBOURINE MAN Melea Castle	13	67.5 1400m	0:11.06 1400m	1:37.56 [11] (0:14.72)	1:22.84 [2] (0:11.06)	1:11.78 [2] (0:11.21)	1:00.57 [2] (0:11.43)	0:49.14 [2] (0:11.82)	0:37.32 [2] (0:11.97)	0:25.35 [2] (0:12.11)	0:37.32	+1
12	16 IMPERIAL HILTON Courtney Bellamy	1	65.3 Overall	0:11.32 1400m	1:38.40 [12] (0:15.04)	1:23.36 [7] (0:11.32)	1:12.04 [5] (0:11.44)	1:00.60 [5] (0:11.67)	0:48.93 [5] (0:11.73)	0:37.20 [5] (0:11.66)	0:25.54 [5] (0:12.13)	0:37.20	-5
13	6 SPILL THE SECRET Noel Callow	8	64.1 1000m	0:11.49 1200m	1:41.88 [13] (0:14.91)	1:26.97 [5] (0:11.52)	1:15.45 [6] (0:11.49)	1:03.96 [7] (0:11.62)	0:52.34 [6] (0:11.98)	0:40.36 [9] (0:12.27)	0:28.09 [13] (0:13.05)	0:40.36	+14

Scratched: Nishikori (#2), Sizzling Gal (#1), Perfect Encounter (#4), Diana's Affair (#17)

[ ] Ranking at each section and finish  
 -:-:- No data available at this section  
 NA No data available

SCN Saddle cloth number  
 DNF Did not finish  
 DNT Did not track



# Doomben QLD Professional

## Race 2: CASCADE BENCHMARK 70 Handicap - 1615m

24 August 2024 - 12:29



BRISBANE  
RACING CLUB

Track Rating: Soft 5, Weather: Fine, Rail Position: +3m Entire

Section				200m				Last 600m	
Field Times				0:12.05 (0:12.05)				0:35.92	
Rank	TAB	Horse/Jockey	Barrier	Top Speed [km/h]	Fastest Section	Margin			Distance Travelled [m]
1	5	VICTORY WIN Jag Guthmann-Chester	3	65.5 400m	0:11.33 400m	0:11.87 [4] (0:11.87)	1:36.15		0:34.86
2	11	TANNENBURG James Orman	4	66.3 400m	0:11.08 400m	0:11.82 [6] (0:11.82)	1.28L		0:34.47 -4
3	3	FLEUR DU MONDE Ryan Maloney	10	65.1 1200m	0:11.39 1400m	0:12.19 [7] (0:12.19)	3.73L		0:35.41 +10
4	7	TRIPLE MONEY Michael Rodd	15	65.0 1000m	0:11.34 1000m	0:12.04 [10] (0:12.04)	4.28L		0:34.94 +3
5	14	KIND WISH Bailey Wheeler	6	65.6 1400m	0:11.34 1400m	0:12.82 [1] (0:12.82)	4.55L		0:36.04 +2
6	10	MORE TROUBLE Damien Thornton	7	66.2 1400m	0:11.31 1400m	0:12.78 [3] (0:12.78)	5.06L		0:36.06 +6
7	15	MOOTESSA Nikita Beriman	14	64.2 1000m	0:11.50 1400m	0:12.44 [9] (0:12.44)	5.96L		0:35.59 +6
8	9	FREE CARRY Emily Lang	12	66.0 1200m	0:11.16 1200m	0:13.10 [2] (0:13.10)	6.41L		0:37.01 +1
9	13	PICK ZA BEANS Andrew Mallyon	5	65.0 1200m	0:11.38 1200m	0:12.86 [8] (0:12.86)	8L		0:36.27 +4
10	8	CASSIA LANE Tahlia Fenlon	9	64.6 1000m	0:11.39 1000m	0:12.45 [12] (0:12.45)	8.32L		0:35.72 +9

Scratched: Nishikori (#2), Sizzling Gal (#1), Perfect Encounter (#4), Diana's Affair (#17)

Report Created: Sat 24 August 2024 12:53 GMT+1 (Note: Timing is based on position data)

Page 3/17

[ ] Ranking at each section and finish  
 -:-:- No data available at this section  
 NA No data available

SCN Saddle cloth number  
 DNF Did not finish  
 DNT Did not track

data processed by  TRIPLESDATA



# Doomben QLD Professional

## Race 2: CASCADE BENCHMARK 70 Handicap - 1615m

24 August 2024 - 12:29



BRISBANE  
RACING CLUB

Track Rating: Soft 5, Weather: Fine, Rail Position: +3m Entire

Section				200m				Last 600m	
Field Times				0:12.05 (0:12.05)				0:35.92	
Rank	TAB	Horse/Jockey	Barrier	Top Speed [km/h]	Fastest Section	Margin			Distance Travelled [m]
11	12	<b>TAMBOURINE MAN</b> Melea Castle	13	67.5 1400m	0:11.06 1400m	0:13.24 [5] (0:13.24)	8.34L		0:37.32 +1
12	16	<b>IMPERIAL HILTON</b> Courtney Bellamy	1	65.3 Overall	0:11.32 1400m	0:13.41 [11] (0:13.41)	13.25L		0:37.20 -5
13	6	<b>SPILL THE SECRET</b> Noel Callow	8	64.1 1000m	0:11.49 1200m	0:15.04 [13] (0:15.04)	33.72L		0:40.36 +14

Scratched: Nishikori (#2), Sizzling Gal (#1), Perfect Encounter (#4), Diana's Affair (#17)



Horse/Jockey Name	Victory Win
Final Rank	1
Fastest Section Time (Section)	0:11.33 (400m)
Top Speed [km/h] (Section)	65.5 (400m)
Race State	Finished



### Doomben QLD Professional

Race 2: CASCADE BENCHMARK 70 Handicap - 1615m

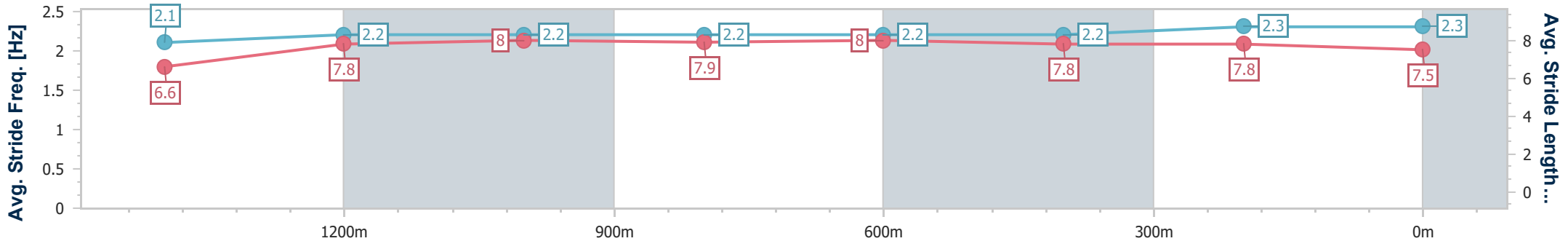
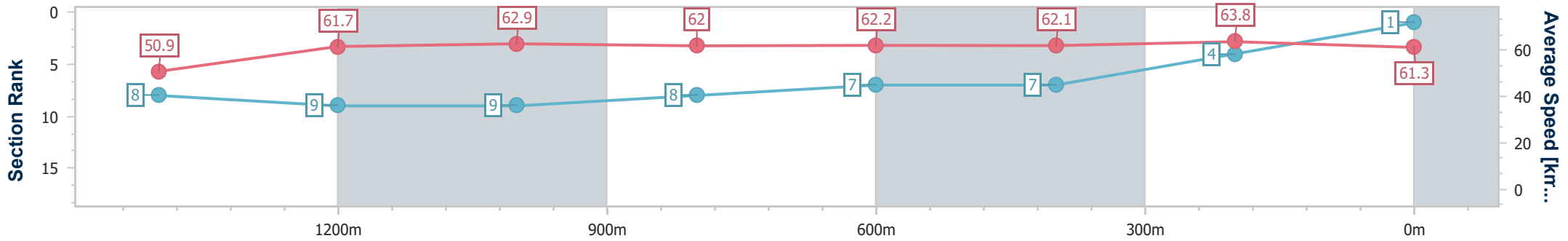
24 August 2024 - 12:29

Track Rating: Soft 5, Weather: Fine, Rail Position: +3m Entire



BRISBANE RACING CLUB

Section	Overall	1400m	1200m	1000m	800m	600m	400m	200m
Section Times	1:36.15 [1] (0:15.19)	1:20.96 [8] (0:11.44)	1:09.52 [9] (0:11.47)	0:58.05 [9] (0:11.57)	0:46.48 [8] (0:11.62)	0:34.86 [7] (0:11.66)	0:23.20 [7] (0:11.33)	0:11.87 [4] (0:11.87)
Average Speed [km/h]	50.9	61.7	62.9	62.0	62.2	62.1	63.8	61.3
Top Speed [km/h]	63.4	62.8	64.3	64.3	62.8	63.1	65.5	64.1
Avg. Dist. to Rail [m]	1.2	2.5	1.7	1.2	0.6	1.1	3.6	4.1
Avg. Stride Freq. [Hz]	2.1	2.2	2.2	2.2	2.2	2.2	2.3	2.3
Avg. Stride Length [m]	6.6	7.8	8.0	7.9	8.0	7.8	7.8	7.5



- [ ] Ranking at each section and finish
- .-.- No data available at this section
- NA No data available



Horse/Jockey Name	Tannenburg
Final Rank	2
Fastest Section Time (Section)	0:11.08 (400m)
Top Speed [km/h] (Section)	66.3 (400m)
Race State	Finished



Doomben QLD Professional

Race 2: CASCADE BENCHMARK 70 Handicap - 1615m

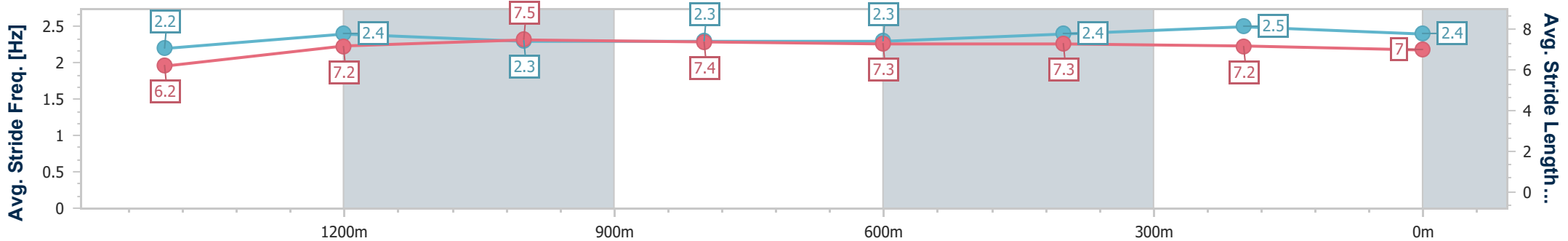
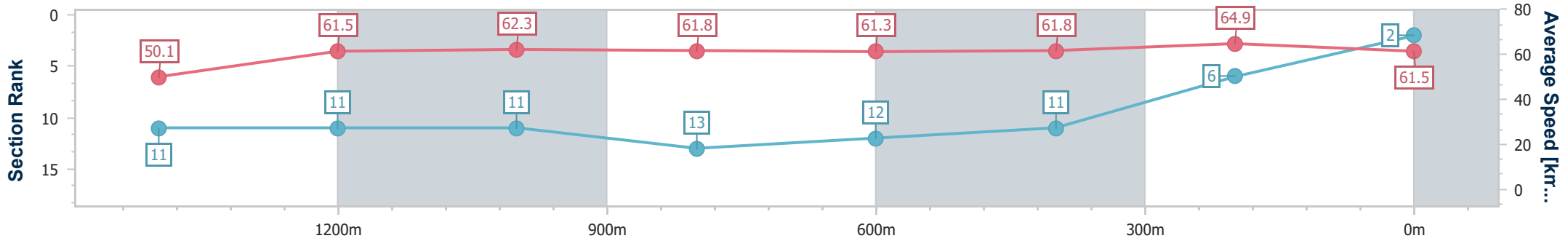
24 August 2024 - 12:29

Track Rating: Soft 5, Weather: Fine, Rail Position: +3m Entire



BRISBANE RACING CLUB

Section	Overall	1400m	1200m	1000m	800m	600m	400m	200m
Section Times	1:36.36 [2] (0:15.46)	1:20.90 [11] (0:11.56)	1:09.34 [11] (0:11.60)	0:57.74 [11] (0:11.62)	0:46.12 [13] (0:11.65)	0:34.47 [12] (0:11.57)	0:22.90 [11] (0:11.08)	0:11.82 [6]
Average Speed [km/h]	50.1	61.5	62.3	61.8	61.3	61.8	64.9	61.5
Top Speed [km/h]	64.4	64.6	64.1	64.9	63.5	63.3	66.3	64.9
Avg. Dist. to Rail [m]	1.1	1.2	0.4	0.8	1.1	1.1	0.9	0.9
Avg. Stride Freq. [Hz]	2.2	2.4	2.3	2.3	2.3	2.4	2.5	2.4
Avg. Stride Length [m]	6.2	7.2	7.5	7.4	7.3	7.3	7.2	7.0



- [ ] Ranking at each section and finish
- .-.- No data available at this section
- NA No data available



Horse/Jockey Name	Fleur Du Monde
Final Rank	3
Fastest Section Time (Section)	0:11.39 (1400m)
Top Speed [km/h] (Section)	65.1 (1200m)
Race State	Finished

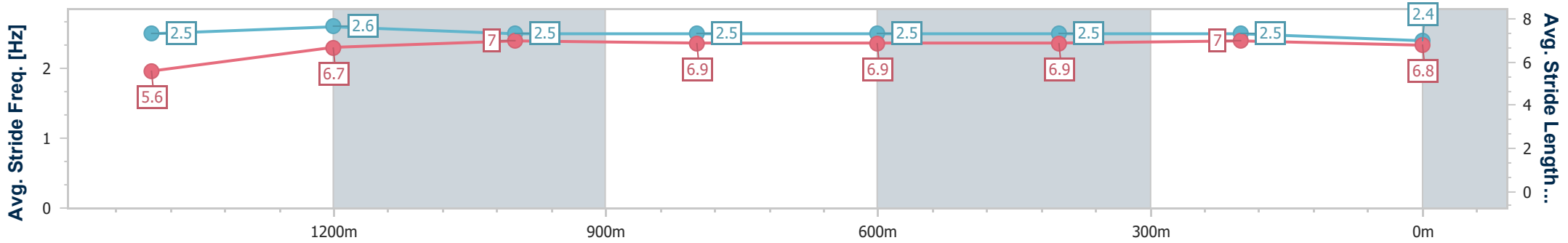
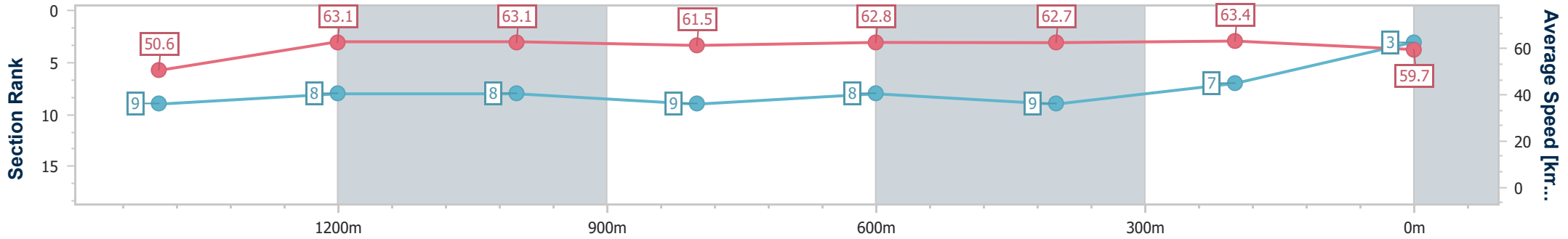


**Doomben QLD Professional**  
**Race 2: CASCADE BENCHMARK 70 Handicap - 1615m**  
 24 August 2024 - 12:29  
 Track Rating: Soft 5, Weather: Fine, Rail Position: +3m Entire



BRISBANE  
RACING CLUB

Section	Overall	1400m	1200m	1000m	800m	600m	400m	200m
Section Times	1:36.78 [3] (0:15.20)	1:21.58 [9] (0:11.39)	1:10.19 [8] (0:11.41)	0:58.78 [8] (0:11.77)	0:47.01 [9] (0:11.60)	0:35.41 [8] (0:11.78)	0:23.63 [9] (0:11.44)	0:12.19 [7] (0:12.19)
Average Speed [km/h]	50.6	63.1	63.1	61.5	62.8	62.7	63.4	59.7
Top Speed [km/h]	65.0	65.0	65.1	64.4	64.5	64.5	64.5	61.5
Avg. Dist. to Rail [m]	3.4	0.7	0.4	1.3	3.0	4.7	4.1	3.9
Avg. Stride Freq. [Hz]	2.5	2.6	2.5	2.5	2.5	2.5	2.5	2.4
Avg. Stride Length [m]	5.6	6.7	7.0	6.9	6.9	6.9	7.0	6.8



- [ ] Ranking at each section and finish
- .-.-.- No data available at this section
- NA No data available



Horse/Jockey Name	Triple Money
Final Rank	4
Fastest Section Time (Section)	0:11.34 (1000m)
Top Speed [km/h] (Section)	65.0 (1000m)
Race State	Finished

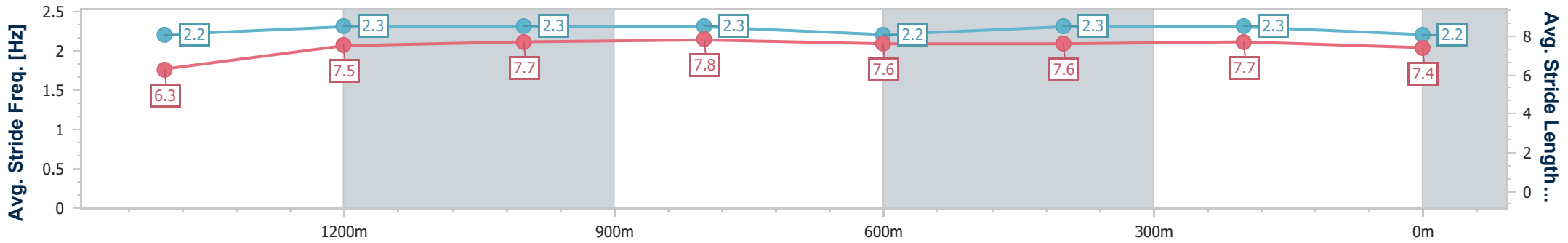
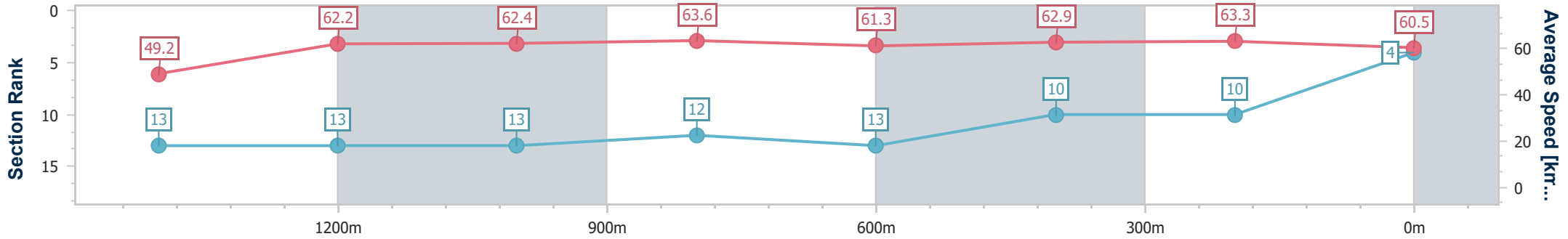


**Doomben QLD Professional**  
**Race 2: CASCADE BENCHMARK 70 Handicap - 1615m**  
 24 August 2024 - 12:29  
 Track Rating: Soft 5, Weather: Fine, Rail Position: +3m Entire



BRISBANE  
RACING CLUB

Section	Overall	1400m	1200m	1000m	800m	600m	400m	200m
Section Times	1:36.88 [4] (0:15.81)	1:21.07 [13] (0:11.44)	1:09.63 [13] (0:11.54)	0:58.09 [13] (0:11.34)	0:46.75 [12] (0:11.81)	0:34.94 [13] (0:11.49)	0:23.45 [10] (0:11.41)	0:12.04 [10] (0:12.04)
Average Speed [km/h]	49.2	62.2	62.4	63.6	61.3	62.9	63.3	60.5
Top Speed [km/h]	61.5	64.0	64.2	65.0	63.6	63.6	64.1	62.2
Avg. Dist. to Rail [m]	6.4	1.2	0.7	0.8	0.9	1.1	2.9	2.1
Avg. Stride Freq. [Hz]	2.2	2.3	2.3	2.3	2.2	2.3	2.3	2.2
Avg. Stride Length [m]	6.3	7.5	7.7	7.8	7.6	7.6	7.7	7.4



- [ ] Ranking at each section and finish
- .-.- No data available at this section
- NA No data available





Horse/Jockey Name	Kind Wish
Final Rank	5
Fastest Section Time (Section)	0:11.34 (1400m)
Top Speed [km/h] (Section)	65.6 (1400m)
Race State	Finished

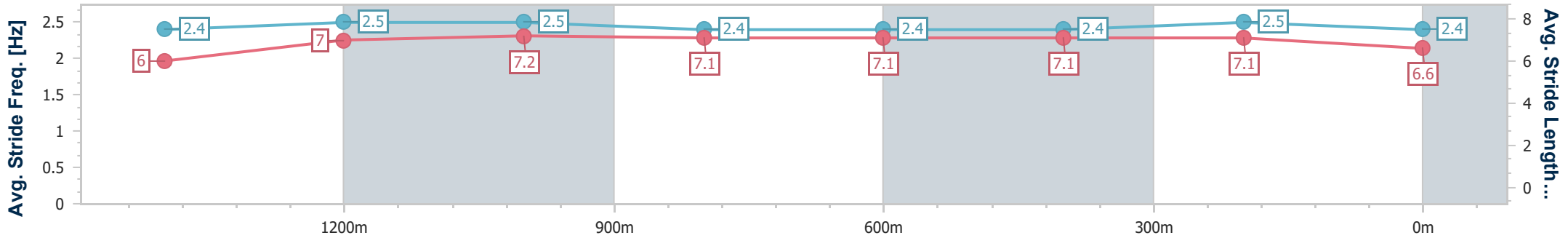
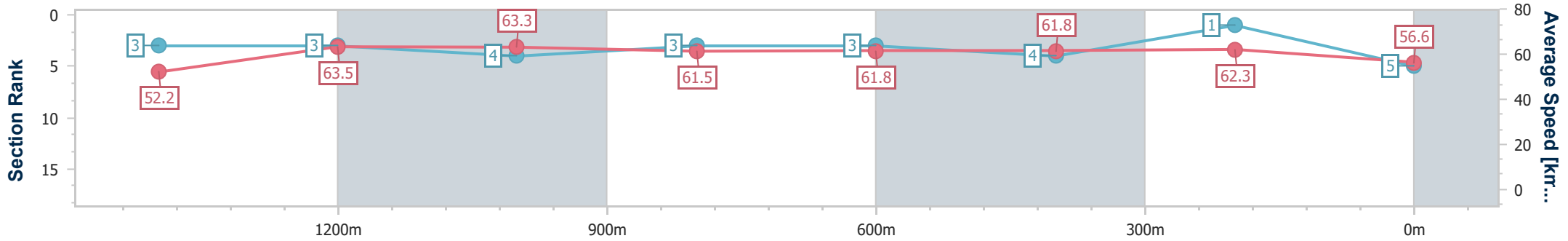


**Doomben QLD Professional**  
**Race 2: CASCADE BENCHMARK 70 Handicap - 1615m**  
 24 August 2024 - 12:29  
 Track Rating: Soft 5, Weather: Fine, Rail Position: +3m Entire



BRISBANE  
RACING CLUB

Section	Overall	1400m	1200m	1000m	800m	600m	400m	200m
Section Times	1:36.92 [5] (0:14.81)	1:22.11 [3] (0:11.34)	1:10.77 [3] (0:11.44)	0:59.33 [4] (0:11.63)	0:47.70 [3] (0:11.66)	0:36.04 [3] (0:11.61)	0:24.43 [4] (0:11.61)	0:12.82 [1] (0:12.82)
Average Speed [km/h]	52.2	63.5	63.3	61.5	61.8	61.8	62.3	56.6
Top Speed [km/h]	65.4	65.6	64.0	63.6	62.7	62.9	63.6	59.9
Avg. Dist. to Rail [m]	2.0	0.4	0.4	0.7	0.4	0.8	1.8	1.8
Avg. Stride Freq. [Hz]	2.4	2.5	2.5	2.4	2.4	2.4	2.5	2.4
Avg. Stride Length [m]	6.0	7.0	7.2	7.1	7.1	7.1	7.1	6.6



- [ ] Ranking at each section and finish
- .-.- No data available at this section
- NA No data available



Horse/Jockey Name	More Trouble
Final Rank	6
Fastest Section Time (Section)	0:11.31 (1400m)
Top Speed [km/h] (Section)	66.2 (1400m)
Race State	Finished

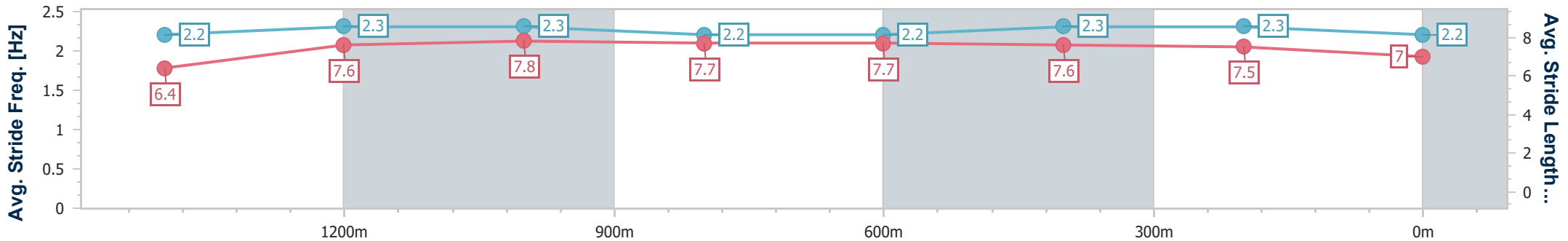
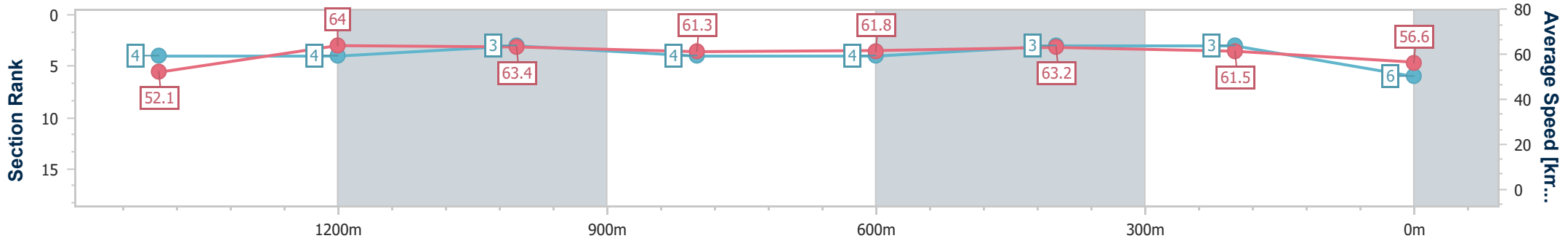


**Doomben QLD Professional**  
**Race 2: CASCADE BENCHMARK 70 Handicap - 1615m**  
 24 August 2024 - 12:29  
 Track Rating: Soft 5, Weather: Fine, Rail Position: +3m Entire



**BRISBANE**  
RACING CLUB

Section	Overall	1400m	1200m	1000m	800m	600m	400m	200m
Section Times	1:37.01 [6] (0:14.86)	1:22.15 [4] (0:11.31)	1:10.84 [4] (0:11.38)	0:59.46 [3] (0:11.72)	0:47.74 [4] (0:11.68)	0:36.06 [4] (0:11.51)	0:24.55 [3] (0:11.77)	0:12.78 [3] (0:12.78)
Average Speed [km/h]	52.1	64.0	63.4	61.3	61.8	63.2	61.5	56.6
Top Speed [km/h]	65.5	66.2	64.0	63.1	62.7	64.3	63.2	60.4
Avg. Dist. to Rail [m]	2.8	0.8	0.4	0.3	0.6	1.3	3.9	3.6
Avg. Stride Freq. [Hz]	2.2	2.3	2.3	2.2	2.2	2.3	2.3	2.2
Avg. Stride Length [m]	6.4	7.6	7.8	7.7	7.7	7.6	7.5	7.0



- [ ] Ranking at each section and finish
- .-.- No data available at this section
- NA No data available



Horse/Jockey Name	Mootessa
Final Rank	7
Fastest Section Time (Section)	0:11.50 (1400m)
Top Speed [km/h] (Section)	64.2 (1000m)
Race State	Finished

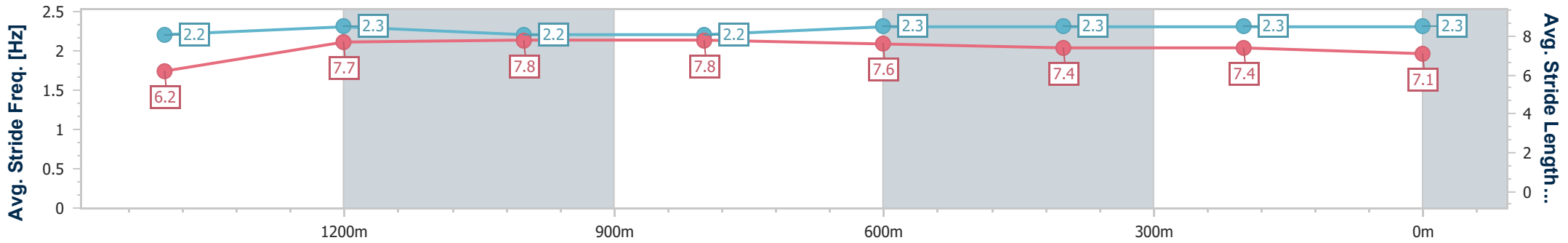
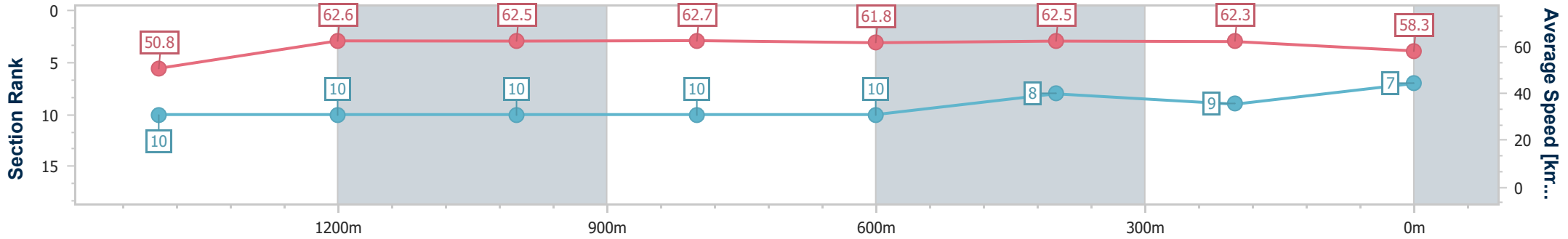


**Doomben QLD Professional**  
**Race 2: CASCADE BENCHMARK 70 Handicap - 1615m**  
 24 August 2024 - 12:29  
 Track Rating: Soft 5, Weather: Fine, Rail Position: +3m Entire



BRISBANE  
RACING CLUB

Section	Overall	1400m	1200m	1000m	800m	600m	400m	200m
Section Times	1:37.16 [7] (0:15.30)	1:21.86 [10] (0:11.50)	1:10.36 [10] (0:11.52)	0:58.84 [10] (0:11.53)	0:47.31 [10] (0:11.72)	0:35.59 [10] (0:11.57)	0:24.02 [8] (0:11.58)	0:12.44 [9] (0:12.44)
Average Speed [km/h]	50.8	62.6	62.5	62.7	61.8	62.5	62.3	58.3
Top Speed [km/h]	63.0	63.8	63.2	64.2	63.3	63.2	63.5	61.5
Avg. Dist. to Rail [m]	5.5	0.5	0.9	0.7	1.0	1.0	4.0	5.2
Avg. Stride Freq. [Hz]	2.2	2.3	2.2	2.2	2.3	2.3	2.3	2.3
Avg. Stride Length [m]	6.2	7.7	7.8	7.8	7.6	7.4	7.4	7.1



- [ ] Ranking at each section and finish
- .-.- No data available at this section
- NA No data available



Horse/Jockey Name	Free Carry
Final Rank	8
Fastest Section Time (Section)	0:11.16 (1200m)
Top Speed [km/h] (Section)	66.0 (1200m)
Race State	Finished



Doomben QLD Professional

Race 2: CASCADE BENCHMARK 70 Handicap - 1615m

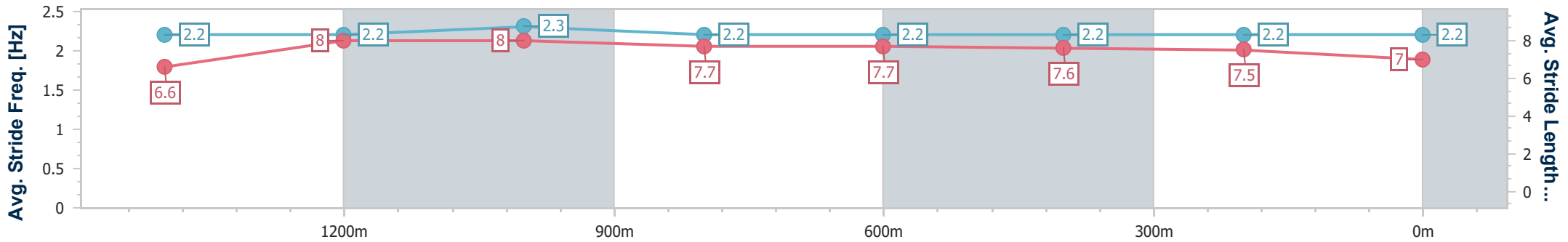
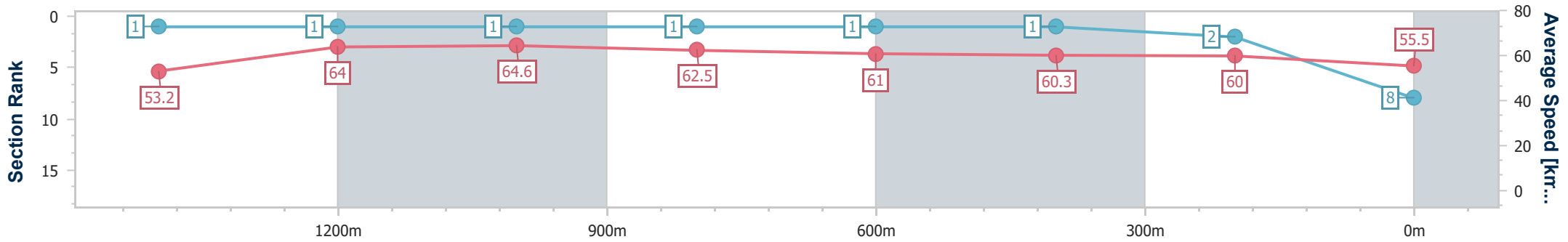
24 August 2024 - 12:29

Track Rating: Soft 5, Weather: Fine, Rail Position: +3m Entire



BRISBANE RACING CLUB

Section	Overall	1400m	1200m	1000m	800m	600m	400m	200m
Section Times	1:37.24 [8] (0:14.55)	1:22.69 [1] (0:11.20)	1:11.49 [1] (0:11.16)	1:00.33 [1] (0:11.49)	0:48.84 [1] (0:11.83)	0:37.01 [1] (0:11.95)	0:25.06 [1] (0:11.96)	0:13.10 [2] (0:13.10)
Average Speed [km/h]	53.2	64.0	64.6	62.5	61.0	60.3	60.0	55.5
Top Speed [km/h]	64.3	64.7	66.0	64.5	61.9	61.0	60.8	58.9
Avg. Dist. to Rail [m]	5.2	0.8	0.6	0.8	0.6	0.3	1.0	1.1
Avg. Stride Freq. [Hz]	2.2	2.2	2.3	2.2	2.2	2.2	2.2	2.2
Avg. Stride Length [m]	6.6	8.0	8.0	7.7	7.7	7.6	7.5	7.0



- [ ] Ranking at each section and finish
- .-.-.- No data available at this section
- NA No data available



Horse/Jockey Name	Pick Za Beans
Final Rank	9
Fastest Section Time (Section)	0:11.38 (1200m)
Top Speed [km/h] (Section)	65.0 (1200m)
Race State	Finished

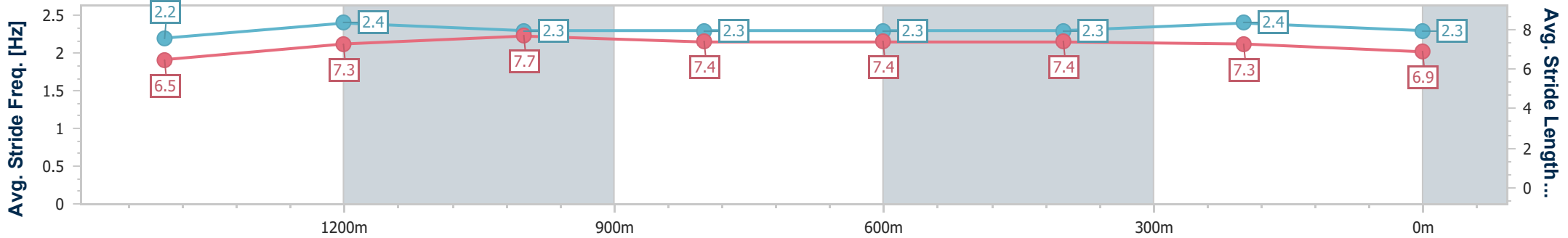
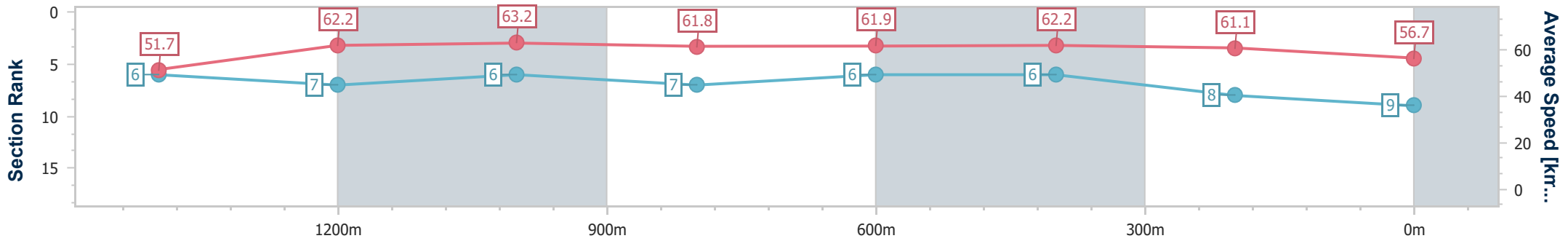


**Doomben QLD Professional**  
**Race 2: CASCADE BENCHMARK 70 Handicap - 1615m**  
 24 August 2024 - 12:29  
 Track Rating: Soft 5, Weather: Fine, Rail Position: +3m Entire



**BRISBANE**  
RACING CLUB

Section	Overall	1400m	1200m	1000m	800m	600m	400m	200m
Section Times	1:37.51 [9] (0:14.97)	1:22.54 [6] (0:11.52)	1:11.02 [7] (0:11.38)	0:59.64 [6] (0:11.73)	0:47.91 [7] (0:11.64)	0:36.27 [6] (0:11.62)	0:24.65 [6] (0:11.79)	0:12.86 [8] (0:12.86)
Average Speed [km/h]	51.7	62.2	63.2	61.8	61.9	62.2	61.1	56.7
Top Speed [km/h]	64.4	63.7	65.0	63.6	63.2	62.8	62.3	59.3
Avg. Dist. to Rail [m]	1.5	0.5	1.7	0.9	0.6	0.7	2.9	2.6
Avg. Stride Freq. [Hz]	2.2	2.4	2.3	2.3	2.3	2.3	2.4	2.3
Avg. Stride Length [m]	6.5	7.3	7.7	7.4	7.4	7.4	7.3	6.9



- [ ] Ranking at each section and finish
- .-.-.- No data available at this section
- NA No data available



Horse/Jockey Name	Cassia Lane
Final Rank	10
Fastest Section Time (Section)	0:11.39 (1000m)
Top Speed [km/h] (Section)	64.6 (1000m)
Race State	Finished

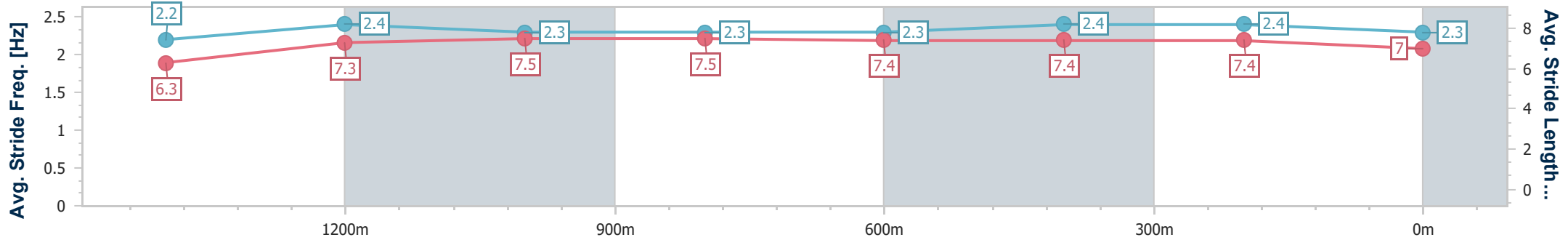
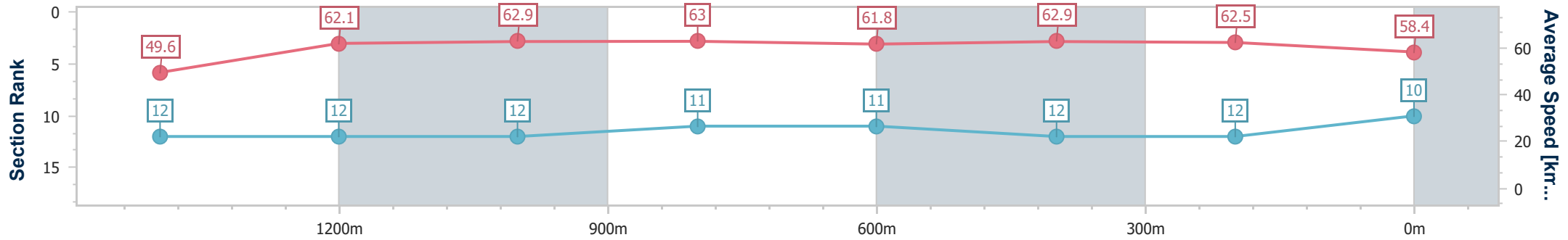


**Doomben QLD Professional**  
**Race 2: CASCADE BENCHMARK 70 Handicap - 1615m**  
 24 August 2024 - 12:29  
 Track Rating: Soft 5, Weather: Fine, Rail Position: +3m Entire



BRISBANE  
RACING CLUB

Section	Overall	1400m	1200m	1000m	800m	600m	400m	200m
Section Times	1:37.56 [10] (0:15.59)	1:21.97 [12] (0:11.56)	1:10.41 [12] (0:11.48)	0:58.93 [12] (0:11.39)	0:47.54 [11] (0:11.82)	0:35.72 [11] (0:11.66)	0:24.06 [12] (0:11.61)	0:12.45 [12] (0:12.45)
Average Speed [km/h]	49.6	62.1	62.9	63.0	61.8	62.9	62.5	58.4
Top Speed [km/h]	61.4	63.5	63.9	64.6	63.1	63.9	63.2	61.6
Avg. Dist. to Rail [m]	2.4	0.6	0.2	0.4	2.8	3.3	5.0	5.4
Avg. Stride Freq. [Hz]	2.2	2.4	2.3	2.3	2.3	2.4	2.4	2.3
Avg. Stride Length [m]	6.3	7.3	7.5	7.5	7.4	7.4	7.4	7.0



- [ ] Ranking at each section and finish
- .-.- No data available at this section
- NA No data available



Horse/Jockey Name	Tambourine Man
Final Rank	11
Fastest Section Time (Section)	0:11.06 (1400m)
Top Speed [km/h] (Section)	67.5 (1400m)
Race State	Finished

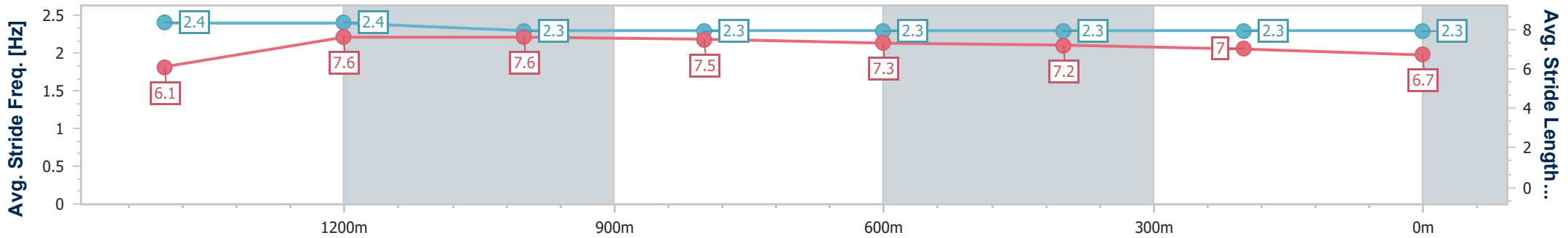
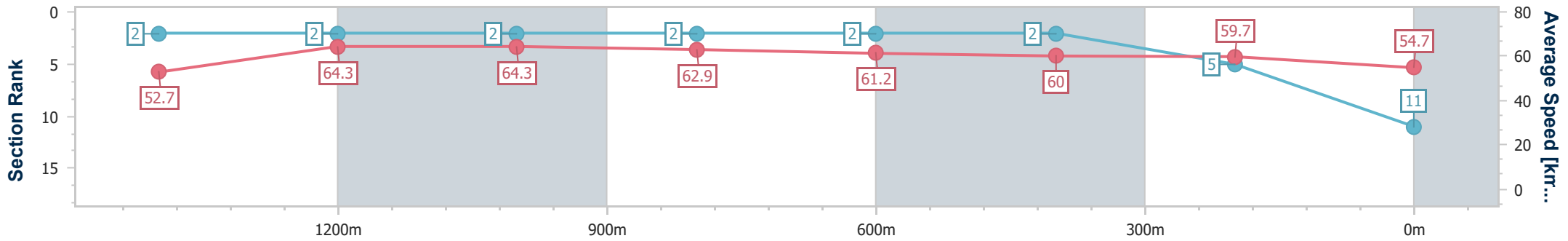


**Doomben QLD Professional**  
**Race 2: CASCADE BENCHMARK 70 Handicap - 1615m**  
 24 August 2024 - 12:29  
 Track Rating: Soft 5, Weather: Fine, Rail Position: +3m Entire



BRISBANE  
RACING CLUB

Section	Overall	1400m	1200m	1000m	800m	600m	400m	200m
Section Times	1:37.56 [11] (0:14.72)	1:22.84 [2] (0:11.06)	1:11.78 [2] (0:11.21)	1:00.57 [2] (0:11.43)	0:49.14 [2] (0:11.82)	0:37.32 [2] (0:11.97)	0:25.35 [2] (0:12.11)	0:13.24 [5] (0:13.24)
Average Speed [km/h]	52.7	64.3	64.3	62.9	61.2	60.0	59.7	54.7
Top Speed [km/h]	67.4	67.5	64.9	64.7	62.8	61.5	60.9	58.2
Avg. Dist. to Rail [m]	6.2	1.3	0.4	0.6	0.8	0.3	0.6	0.4
Avg. Stride Freq. [Hz]	2.4	2.4	2.3	2.3	2.3	2.3	2.3	2.3
Avg. Stride Length [m]	6.1	7.6	7.6	7.5	7.3	7.2	7.0	6.7



- [ ] Ranking at each section and finish
- .-.- No data available at this section
- NA No data available



Horse/Jockey Name	Imperial Hilton
Final Rank	12
Fastest Section Time (Section)	0:11.32 (1400m)
Top Speed [km/h] (Section)	65.3 (Overall)
Race State	Finished



Doomben QLD Professional

Race 2: CASCADE BENCHMARK 70 Handicap - 1615m

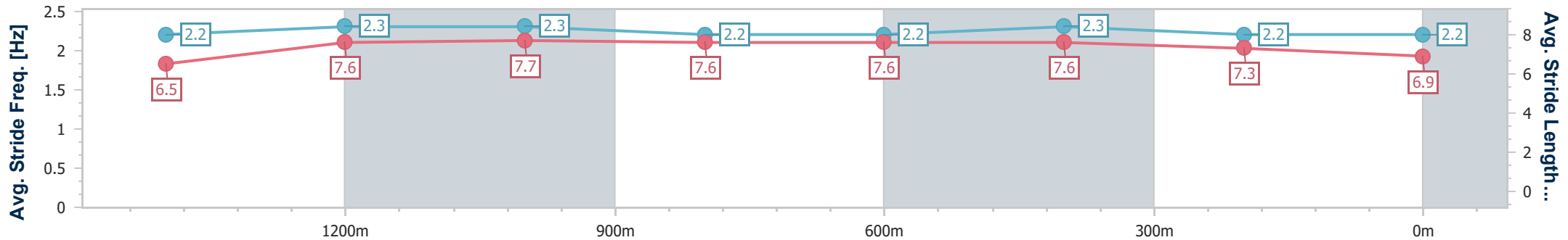
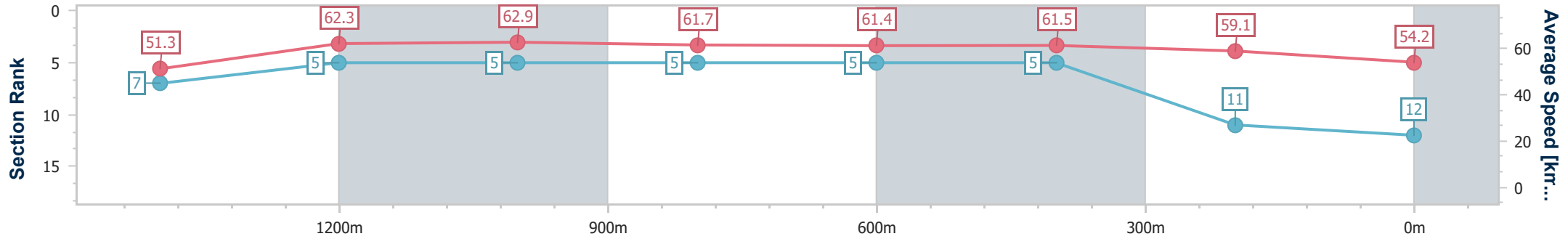
24 August 2024 - 12:29

Track Rating: Soft 5, Weather: Fine, Rail Position: +3m Entire



BRISBANE RACING CLUB

Section	Overall	1400m	1200m	1000m	800m	600m	400m	200m
Section Times	1:38.40 [12] (0:15.04)	1:23.36 [7] (0:11.32)	1:12.04 [5] (0:11.44)	1:00.60 [5] (0:11.67)	0:48.93 [5] (0:11.73)	0:37.20 [5] (0:11.66)	0:25.54 [5] (0:12.13)	0:13.41 [11] (0:13.41)
Average Speed [km/h]	51.3	62.3	62.9	61.7	61.4	61.5	59.1	54.2
Top Speed [km/h]	65.3	64.2	64.0	63.2	62.4	62.5	60.6	57.2
Avg. Dist. to Rail [m]	3.5	3.1	0.4	0.1	0.2	0.9	0.8	1.9
Avg. Stride Freq. [Hz]	2.2	2.3	2.3	2.2	2.2	2.3	2.2	2.2
Avg. Stride Length [m]	6.5	7.6	7.7	7.6	7.6	7.6	7.3	6.9



- [ ] Ranking at each section and finish
- .-.- No data available at this section
- NA No data available





Horse/Jockey Name	Spill The Secret
Final Rank	13
Fastest Section Time (Section)	0:11.49 (1200m)
Top Speed [km/h] (Section)	64.1 (1000m)
Race State	Finished



Doomben QLD Professional

Race 2: CASCADE BENCHMARK 70 Handicap - 1615m

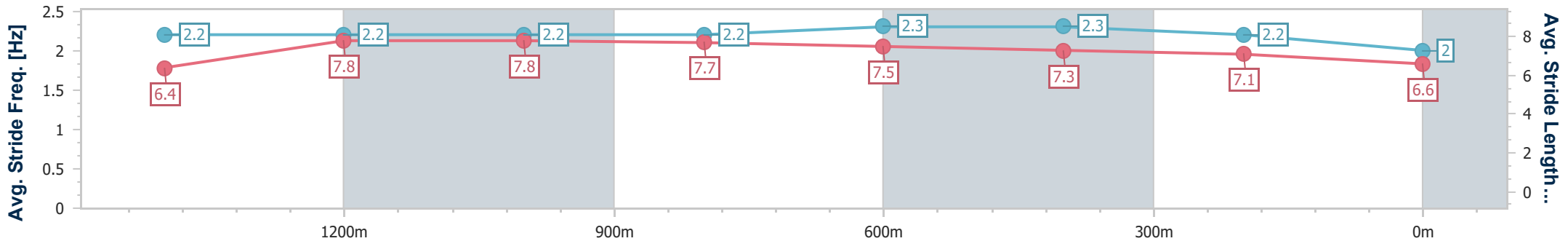
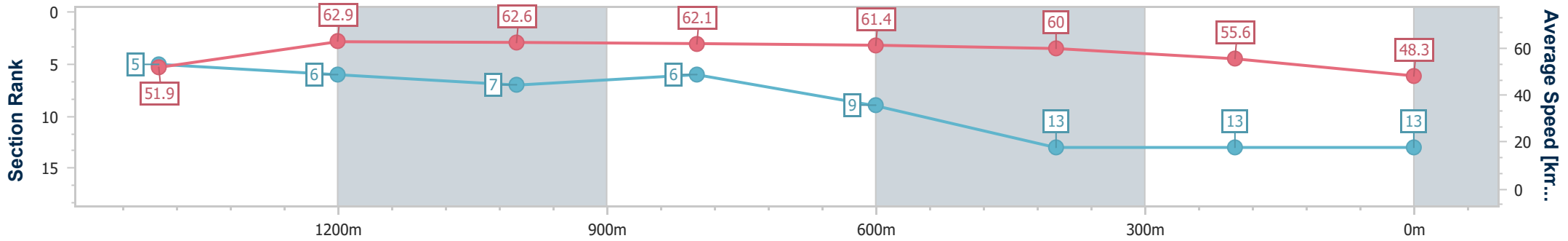
24 August 2024 - 12:29

Track Rating: Soft 5, Weather: Fine, Rail Position: +3m Entire



BRISBANE RACING CLUB

Section	Overall	1400m	1200m	1000m	800m	600m	400m	200m
Section Times	1:41.88 [13] (0:14.91)	1:26.97 [5] (0:11.52)	1:15.45 [6] (0:11.49)	1:03.96 [7] (0:11.62)	0:52.34 [6] (0:11.98)	0:40.36 [9] (0:12.27)	0:28.09 [13] (0:13.05)	0:15.04 [13] (0:15.04)
Average Speed [km/h]	51.9	62.9	62.6	62.1	61.4	60.0	55.6	48.3
Top Speed [km/h]	63.2	64.0	64.0	64.1	63.0	62.6	58.9	51.1
Avg. Dist. to Rail [m]	3.2	1.1	1.4	1.7	3.4	4.0	2.8	0.5
Avg. Stride Freq. [Hz]	2.2	2.2	2.2	2.2	2.3	2.3	2.2	2.0
Avg. Stride Length [m]	6.4	7.8	7.8	7.7	7.5	7.3	7.1	6.6



- [ ] Ranking at each section and finish
- .-.- No data available at this section
- NA No data available