



Doomben QLD Professional

Race 5: THE GIBSON BENCHMARK 80 Handicap - 1615m

24 August 2024 - 14:13



BRISBANE
RACING CLUB

Track Rating: Good 4, Weather: Fine, Rail Position: +3m Entire

Section		Field Times												
Overall	1400m	1200m	1000m	800m	600m	400m	Last 600m							
1:37.49 (0:15.15)	1:22.34 (0:11.89)	1:10.45 (0:11.90)	0:58.55 (0:11.92)	0:46.63 (0:12.02)	0:34.61 (0:11.66)	0:22.95 (0:11.22)	0:34.61							
Rank	TAB	Horse/Jockey	Barrier	Top Speed [km/h]	Fastest Section								Distance Travelled [m]	
1	6	OSMAN James Orman	2	66.4 400m	0:11.02 400m	1:37.49 [1] (0:15.46)	1:22.03 [4] (0:11.87)	1:10.16 [3] (0:11.90)	0:58.26 [2] (0:11.98)	0:46.28 [2] (0:12.03)	0:34.25 [2] (0:11.50)	0:22.75 [2] (0:11.02)	0:34.25	
2	10	SIZZLING GAL Tahlia Fenlon	1	65.6 400m	0:11.13 400m	1:37.51 [2] (0:15.42)	1:22.09 [3] (0:12.10)	1:09.99 [4] (0:11.92)	0:58.07 [4] (0:11.93)	0:46.14 [4] (0:11.91)	0:34.23 [3] (0:11.56)	0:22.67 [3] (0:11.13)	0:34.23	+6
3	11	SEBRING GIRL Nikita Beriman	9	65.4 400m	0:11.26 400m	1:37.56 [3] (0:15.17)	1:22.39 [2] (0:11.87)	1:10.52 [1] (0:11.90)	0:58.62 [1] (0:11.92)	0:46.70 [1] (0:12.02)	0:34.68 [1] (0:11.66)	0:23.02 [1] (0:11.26)	0:34.68	+3
4	12	UNCOMMON VALOUR Damien Thornton	4	67.4 400m	0:11.10 400m	1:37.84 [4] (0:15.68)	1:22.16 [6] (0:11.90)	1:10.26 [5] (0:11.96)	0:58.30 [5] (0:12.18)	0:46.12 [6] (0:11.95)	0:34.17 [6] (0:11.47)	0:22.70 [6] (0:11.10)	0:34.17	+7
5	9	PATMOS ISLAND Marnu Potgieter	7	64.9 400m	0:11.26 400m	1:37.93 [5] (0:15.15)	1:22.78 [1] (0:12.05)	1:10.73 [2] (0:12.08)	0:58.65 [3] (0:12.08)	0:46.57 [3] (0:12.02)	0:34.55 [4] (0:11.58)	0:22.97 [4] (0:11.26)	0:34.55	-1
6	4	TONY BE Ryan Maloney	3	65.6 400m	0:11.16 400m	1:38.01 [6] (0:15.72)	1:22.29 [7] (0:12.06)	1:10.23 [6] (0:12.00)	0:58.23 [6] (0:11.93)	0:46.30 [5] (0:11.90)	0:34.40 [5] (0:11.52)	0:22.88 [5] (0:11.16)	0:34.40	+4
7	7	HELEVA DEEL Emily Lang	5	64.7 400m	0:11.33 400m	1:38.26 [7] (0:15.53)	1:22.73 [5] (0:12.35)	1:10.38 [7] (0:11.92)	0:58.46 [7] (0:12.05)	0:46.41 [7] (0:11.84)	0:34.57 [7] (0:11.51)	0:23.06 [7] (0:11.33)	0:34.57	+13

Scratched: Spill The Secret (#14), Sailor (#5), Victory Win (#13), This'llbetheone (#3), Caprice Des Dieux (#1), Buillt (#2), Mr French (#8)

[] Ranking at each section and finish
 -:-:- No data available at this section
 NA No data available

SCN Saddle cloth number
 DNF Did not finish
 DNT Did not track



Doomben QLD Professional

Race 5: THE GIBSON BENCHMARK 80 Handicap - 1615m

24 August 2024 - 14:13



BRISBANE
RACING CLUB

Track Rating: Good 4, Weather: Fine, Rail Position: +3m Entire

Section				200m				Last 600m	
Field Times				0:11.73 (0:11.73)				0:34.61	
Rank	TAB	Horse/Jockey	Barrier	Top Speed [km/h]	Fastest Section	Margin			Distance Travelled [m]
1	6	OSMAN James Orman	2	66.4 400m	0:11.02 400m	0:11.73 [1] (0:11.73)	1:37.49		0:34.25
2	10	SIZZLING GAL Tahlia Fenlon	1	65.6 400m	0:11.13 400m	0:11.54 [3] (0:11.54)	0.08L		0:34.23 +6
3	11	SEBRING GIRL Nikita Beriman	9	65.4 400m	0:11.26 400m	0:11.76 [2] (0:11.76)	0.41L		0:34.68 +3
4	12	UNCOMMON VALOUR Damien Thornton	4	67.4 400m	0:11.10 400m	0:11.60 [5] (0:11.60)	2.03L		0:34.17 +7
5	9	PATMOS ISLAND Marnu Potgieter	7	64.9 400m	0:11.26 400m	0:11.71 [4] (0:11.71)	2.59L		0:34.55 -1
6	4	TONY BE Ryan Maloney	3	65.6 400m	0:11.16 400m	0:11.72 [6] (0:11.72)	3.04L		0:34.40 +4
7	7	HELEVA DEEL Emily Lang	5	64.7 400m	0:11.33 400m	0:11.73 [7] (0:11.73)	4.49L		0:34.57 +13

Scratched: Spill The Secret (#14), Sailor (#5), Victory Win (#13), This'llbetheone (#3), Caprice Des Dieux (#1), Buillt (#2), Mr French (#8)



Horse/Jockey Name	Osman
Final Rank	1
Fastest Section Time (Section)	0:11.02 (400m)
Top Speed [km/h] (Section)	66.4 (400m)
Race State	Finished



Doomben QLD Professional

Race 5: THE GIBSON BENCHMARK 80 Handicap - 1615m

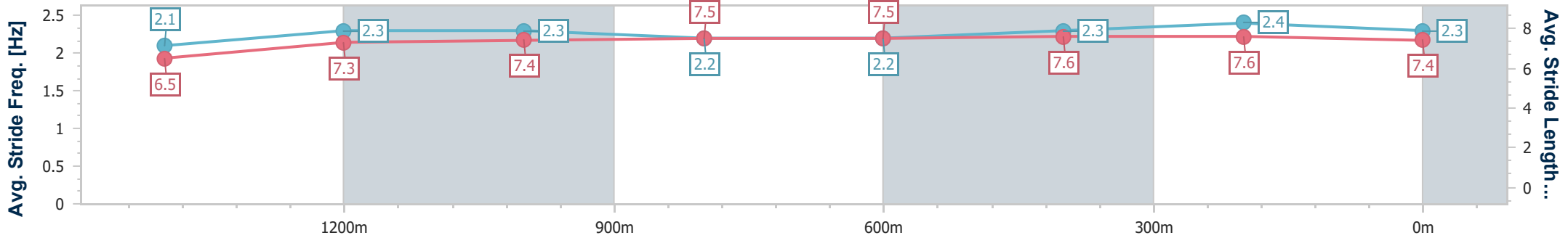
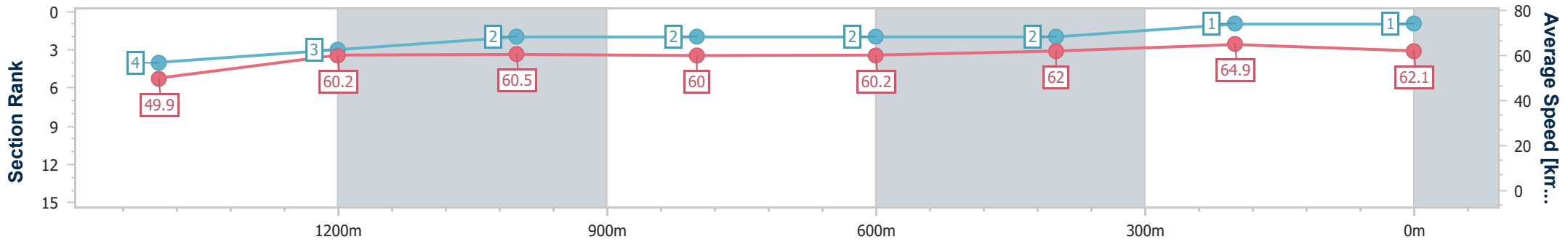
24 August 2024 - 14:13

Track Rating: Good 4, Weather: Fine, Rail Position: +3m Entire



BRISBANE RACING CLUB

Section	Overall	1400m	1200m	1000m	800m	600m	400m	200m
Section Times	1:37.49 [1] (0:15.46)	1:22.03 [4] (0:11.87)	1:10.16 [3] (0:11.90)	0:58.26 [2] (0:11.98)	0:46.28 [2] (0:12.03)	0:34.25 [2] (0:11.50)	0:22.75 [2] (0:11.02)	0:11.73 [1] (0:11.73)
Average Speed [km/h]	49.9	60.2	60.5	60.0	60.2	62.0	64.9	62.1
Top Speed [km/h]	60.3	60.9	62.0	61.8	61.6	63.4	66.4	64.1
Avg. Dist. to Rail [m]	1.2	1.7	0.4	0.8	0.5	1.5	1.4	2.8
Avg. Stride Freq. [Hz]	2.1	2.3	2.3	2.2	2.2	2.3	2.4	2.3
Avg. Stride Length [m]	6.5	7.3	7.4	7.5	7.5	7.6	7.6	7.4



- [] Ranking at each section and finish
- .-.-.- No data available at this section
- NA No data available



Horse/Jockey Name	Sizzling Gal
Final Rank	2
Fastest Section Time (Section)	0:11.13 (400m)
Top Speed [km/h] (Section)	65.6 (400m)
Race State	Finished



Doomben QLD Professional

Race 5: THE GIBSON BENCHMARK 80 Handicap - 1615m

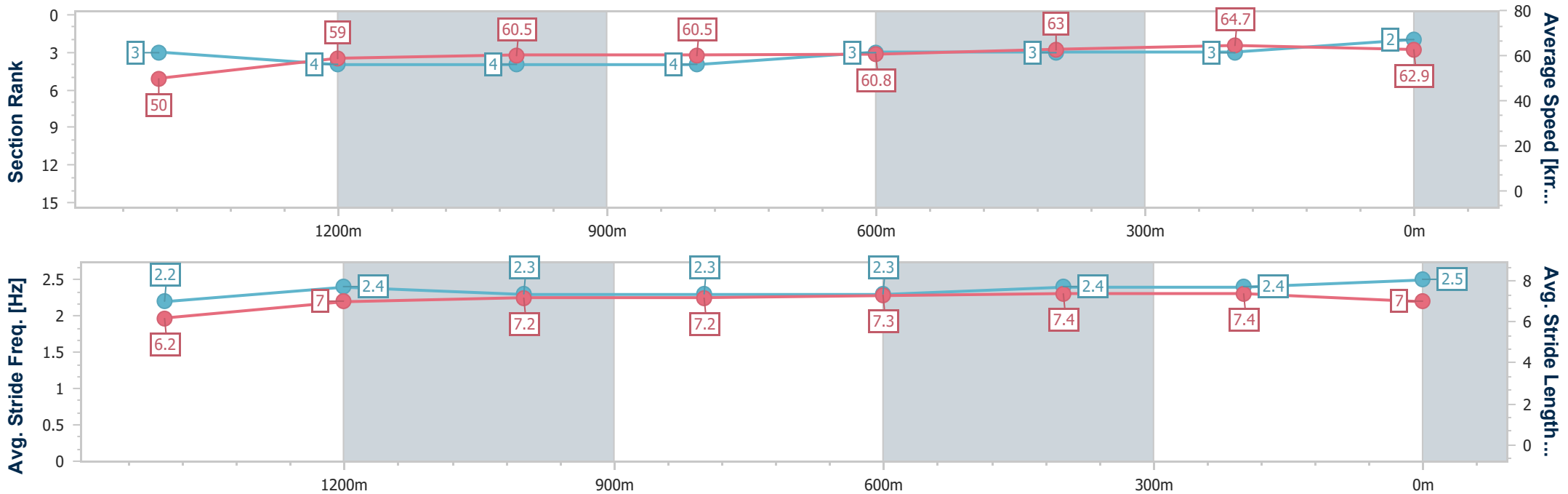
24 August 2024 - 14:13

Track Rating: Good 4, Weather: Fine, Rail Position: +3m Entire



BRISBANE RACING CLUB

Section	Overall	1400m	1200m	1000m	800m	600m	400m	200m
Section Times	1:37.51 [2] (0:15.42)	1:22.09 [3] (0:12.10)	1:09.99 [4] (0:11.92)	0:58.07 [4] (0:11.93)	0:46.14 [4] (0:11.91)	0:34.23 [3] (0:11.56)	0:22.67 [3] (0:11.13)	0:11.54 [3] (0:11.54)
Average Speed [km/h]	50.0	59.0	60.5	60.5	60.8	63.0	64.7	62.9
Top Speed [km/h]	61.3	60.8	62.0	62.0	62.7	64.0	65.6	64.9
Avg. Dist. to Rail [m]	2.0	1.3	0.4	0.9	1.8	1.5	3.0	5.3
Avg. Stride Freq. [Hz]	2.2	2.4	2.3	2.3	2.3	2.4	2.4	2.5
Avg. Stride Length [m]	6.2	7.0	7.2	7.2	7.3	7.4	7.4	7.0



- [] Ranking at each section and finish
- .-.- No data available at this section
- NA No data available



Horse/Jockey Name	Sebring Girl
Final Rank	3
Fastest Section Time (Section)	0:11.26 (400m)
Top Speed [km/h] (Section)	65.4 (400m)
Race State	Finished



Doomben QLD Professional

Race 5: THE GIBSON BENCHMARK 80 Handicap - 1615m

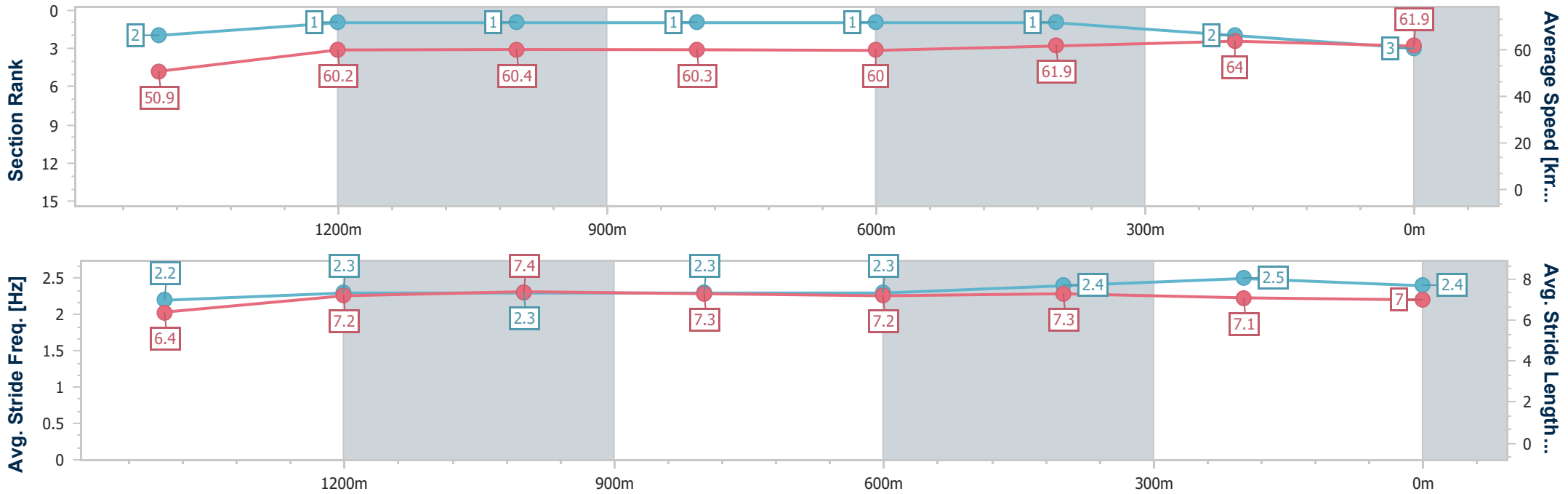
24 August 2024 - 14:13

Track Rating: Good 4, Weather: Fine, Rail Position: +3m Entire



BRISBANE RACING CLUB

Section	Overall	1400m	1200m	1000m	800m	600m	400m	200m
Section Times	1:37.56 [3] (0:15.17)	1:22.39 [2] (0:11.87)	1:10.52 [1] (0:11.90)	0:58.62 [1] (0:11.92)	0:46.70 [1] (0:12.02)	0:34.68 [1] (0:11.66)	0:23.02 [1] (0:11.26)	0:11.76 [2] (0:11.76)
Average Speed [km/h]	50.9	60.2	60.4	60.3	60.0	61.9	64.0	61.9
Top Speed [km/h]	62.2	61.6	61.0	61.1	61.2	63.0	65.4	63.9
Avg. Dist. to Rail [m]	3.1	1.0	0.7	1.2	0.4	0.3	2.1	2.3
Avg. Stride Freq. [Hz]	2.2	2.3	2.3	2.3	2.3	2.4	2.5	2.4
Avg. Stride Length [m]	6.4	7.2	7.4	7.3	7.2	7.3	7.1	7.0



- [] Ranking at each section and finish
- .-.-.- No data available at this section
- NA No data available



Horse/Jockey Name	Uncommon Valour
Final Rank	4
Fastest Section Time (Section)	0:11.10 (400m)
Top Speed [km/h] (Section)	67.4 (400m)
Race State	Finished



Doomben QLD Professional

Race 5: THE GIBSON BENCHMARK 80 Handicap - 1615m

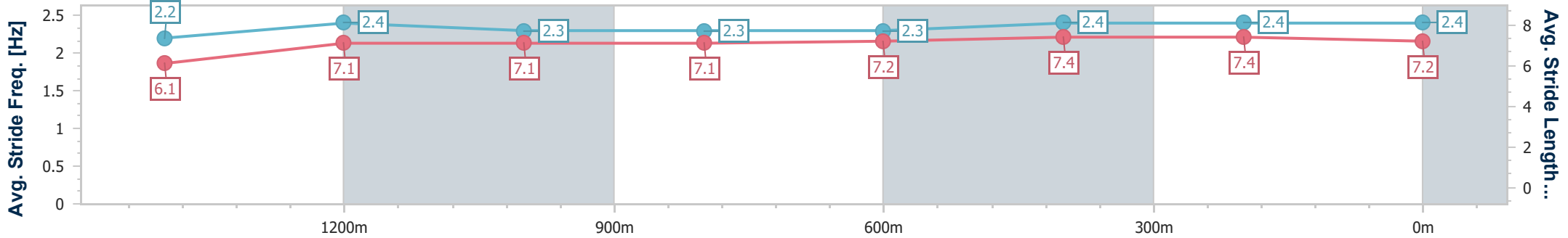
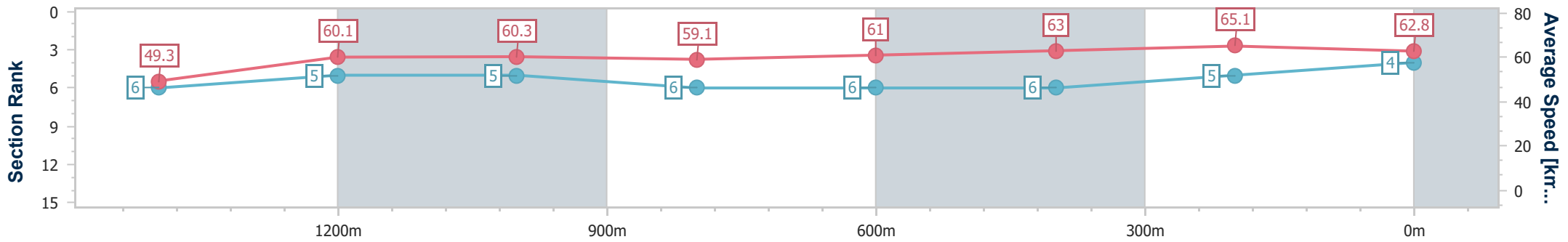
24 August 2024 - 14:13

Track Rating: Good 4, Weather: Fine, Rail Position: +3m Entire



BRISBANE RACING CLUB

Section	Overall	1400m	1200m	1000m	800m	600m	400m	200m
Section Times	1:37.84 [4] (0:15.68)	1:22.16 [6] (0:11.90)	1:10.26 [5] (0:11.96)	0:58.30 [5] (0:12.18)	0:46.12 [6] (0:11.95)	0:34.17 [6] (0:11.47)	0:22.70 [6] (0:11.10)	0:11.60 [5] (0:11.60)
Average Speed [km/h]	49.3	60.1	60.3	59.1	61.0	63.0	65.1	62.8
Top Speed [km/h]	61.0	61.6	62.3	60.1	62.3	64.1	67.4	65.1
Avg. Dist. to Rail [m]	1.8	1.2	1.1	1.5	1.6	1.1	3.5	6.4
Avg. Stride Freq. [Hz]	2.2	2.4	2.3	2.3	2.3	2.4	2.4	2.4
Avg. Stride Length [m]	6.1	7.1	7.1	7.1	7.2	7.4	7.4	7.2



- [] Ranking at each section and finish
- .-.- No data available at this section
- NA No data available



Horse/Jockey Name	Patmos Island
Final Rank	5
Fastest Section Time (Section)	0:11.26 (400m)
Top Speed [km/h] (Section)	64.9 (400m)
Race State	Finished



Doomben QLD Professional

Race 5: THE GIBSON BENCHMARK 80 Handicap - 1615m

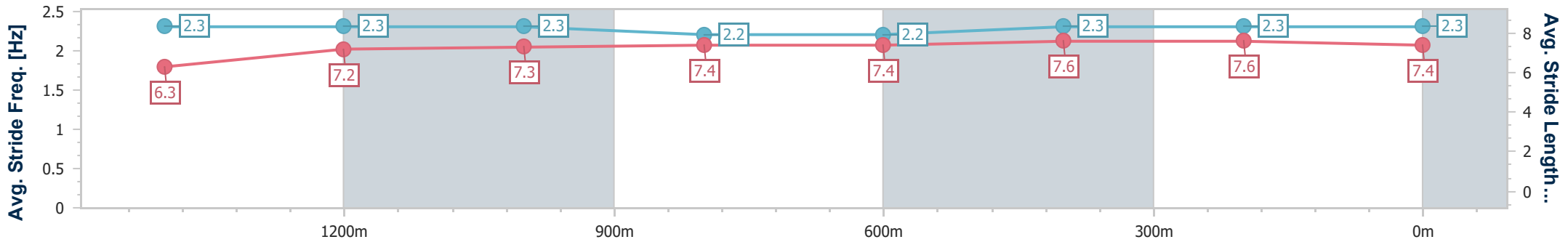
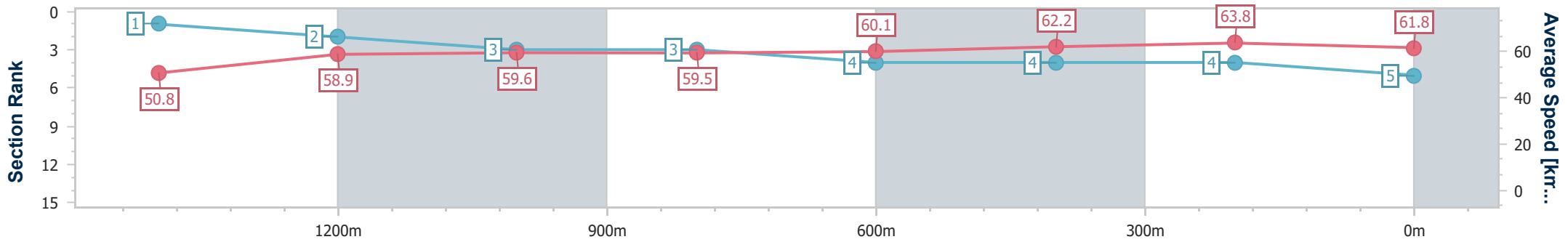
24 August 2024 - 14:13

Track Rating: Good 4, Weather: Fine, Rail Position: +3m Entire



BRISBANE RACING CLUB

Section	Overall	1400m	1200m	1000m	800m	600m	400m	200m
Section Times	1:37.93 [5] (0:15.15)	1:22.78 [1] (0:12.05)	1:10.73 [2] (0:12.08)	0:58.65 [3] (0:12.08)	0:46.57 [3] (0:12.02)	0:34.55 [4] (0:11.58)	0:22.97 [4] (0:11.26)	0:11.71 [4] (0:11.71)
Average Speed [km/h]	50.8	58.9	59.6	59.5	60.1	62.2	63.8	61.8
Top Speed [km/h]	62.2	60.5	60.4	61.1	61.9	62.6	64.9	63.7
Avg. Dist. to Rail [m]	1.6	2.1	0.4	0.2	0.3	0.4	1.0	1.6
Avg. Stride Freq. [Hz]	2.3	2.3	2.3	2.2	2.2	2.3	2.3	2.3
Avg. Stride Length [m]	6.3	7.2	7.3	7.4	7.4	7.6	7.6	7.4



- [] Ranking at each section and finish
- .-.- No data available at this section
- NA No data available



Horse/Jockey Name	Tony Be
Final Rank	6
Fastest Section Time (Section)	0:11.16 (400m)
Top Speed [km/h] (Section)	65.6 (400m)
Race State	Finished



Doomben QLD Professional

Race 5: THE GIBSON BENCHMARK 80 Handicap - 1615m

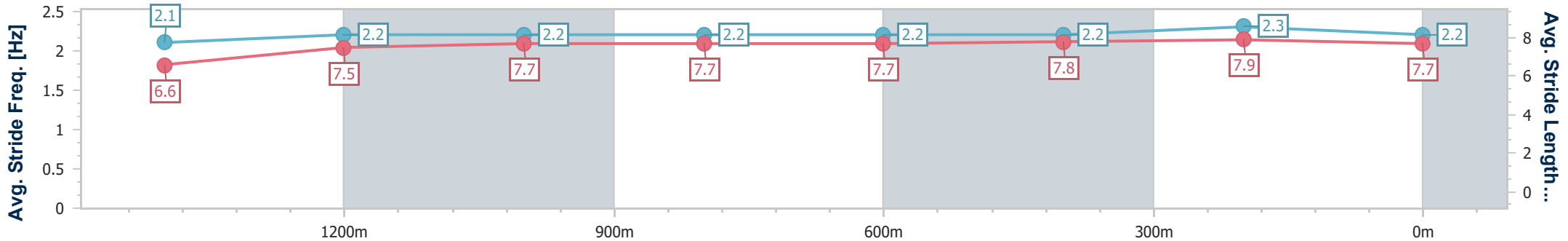
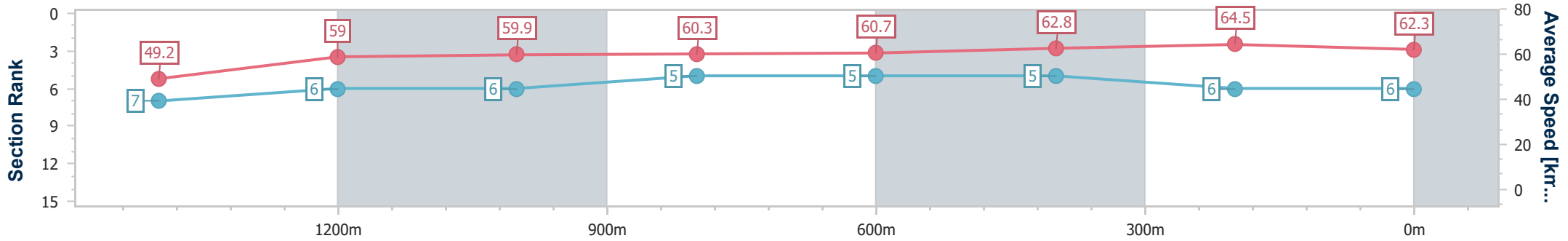
24 August 2024 - 14:13

Track Rating: Good 4, Weather: Fine, Rail Position: +3m Entire



BRISBANE RACING CLUB

Section	Overall	1400m	1200m	1000m	800m	600m	400m	200m
Section Times	1:38.01 [6] (0:15.72)	1:22.29 [7] (0:12.06)	1:10.23 [6] (0:12.00)	0:58.23 [6] (0:11.93)	0:46.30 [5] (0:11.90)	0:34.40 [5] (0:11.52)	0:22.88 [5] (0:11.16)	0:11.72 [6] (0:11.72)
Average Speed [km/h]	49.2	59.0	59.9	60.3	60.7	62.8	64.5	62.3
Top Speed [km/h]	60.8	60.0	61.3	62.3	61.8	63.8	65.6	64.6
Avg. Dist. to Rail [m]	1.3	1.6	0.3	0.3	0.9	0.7	1.7	3.0
Avg. Stride Freq. [Hz]	2.1	2.2	2.2	2.2	2.2	2.2	2.3	2.2
Avg. Stride Length [m]	6.6	7.5	7.7	7.7	7.7	7.8	7.9	7.7



- [] Ranking at each section and finish
- .-.-.- No data available at this section
- NA No data available



Horse/Jockey Name	Heleva Deel
Final Rank	7
Fastest Section Time (Section)	0:11.33 (400m)
Top Speed [km/h] (Section)	64.7 (400m)
Race State	Finished



Doomben QLD Professional

Race 5: THE GIBSON BENCHMARK 80 Handicap - 1615m

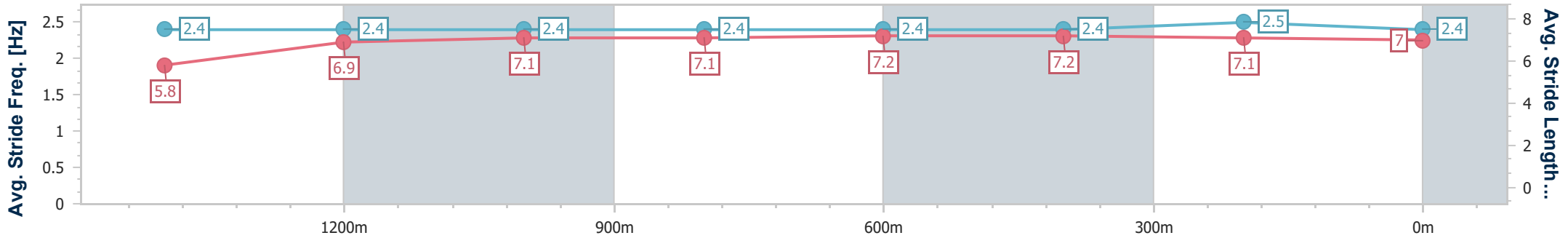
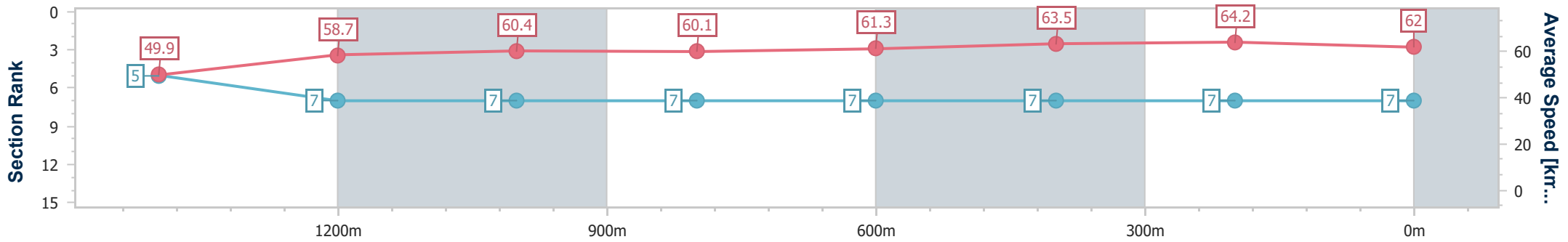
24 August 2024 - 14:13

Track Rating: Good 4, Weather: Fine, Rail Position: +3m Entire



BRISBANE RACING CLUB

Section	Overall	1400m	1200m	1000m	800m	600m	400m	200m
Section Times	1:38.26 [7] (0:15.53)	1:22.73 [5] (0:12.35)	1:10.38 [7] (0:11.92)	0:58.46 [7] (0:12.05)	0:46.41 [7] (0:11.84)	0:34.57 [7] (0:11.51)	0:23.06 [7] (0:11.33)	0:11.73 [7] (0:11.73)
Average Speed [km/h]	49.9	58.7	60.4	60.1	61.3	63.5	64.2	62.0
Top Speed [km/h]	61.1	60.5	62.4	61.9	63.6	63.9	64.7	63.8
Avg. Dist. to Rail [m]	1.8	0.9	2.1	1.6	2.0	2.4	5.3	4.9
Avg. Stride Freq. [Hz]	2.4	2.4	2.4	2.4	2.4	2.4	2.5	2.4
Avg. Stride Length [m]	5.8	6.9	7.1	7.1	7.2	7.2	7.1	7.0



- [] Ranking at each section and finish
- .-.- No data available at this section
- NA No data available