



Ladbrokes Cannon Park QLD Professional

Race 2: LEXUS OF CAIRNS BENCHMARK 58 Handicap - 1250m

24 August 2024 - 13:19



Track Rating: Soft 7, Weather: Fine, Rail Position: True

Section		Overall	1000m	800m	600m	400m	200m	Last 600m					
Field Times		1:15.65 (0:16.45)	0:59.20 (0:11.77)	0:47.43 (0:11.80)	0:35.63 (0:11.86)	0:23.77 (0:11.80)	0:11.97 (0:11.97)	0:35.63					
Rank	TAB Horse/Jockey	Barrier	Top Speed [km/h]	Fastest Section					Margin	Distance Travelled [m]			
1	10 CITY OF BOULDER Jace McMurray	4	64.8 400m	0:11.57 600m	1:15.65 [1] (0:16.81)	0:58.84 [4] (0:11.94)	0:46.90 [5] (0:11.76)	0:35.14 [6] (0:11.57)	0:23.57 [4] (0:11.71)	0:11.86 [3] (0:11.86)	1:15.65	0:35.14	
2	8 LEAN EAGLE Ryan Wiggins	7	64.8 400m	0:11.69 400m	1:15.68 [2] (0:16.83)	0:58.85 [6] (0:11.83)	0:47.02 [4] (0:11.81)	0:35.21 [5] (0:11.82)	0:23.39 [5] (0:11.69)	0:11.70 [5] (0:11.70)	0.22L	0:35.21	+5
3	3 GOING NUCLEAR Chris Whiteley	5	64.3 400m	0:11.62 800m	1:15.70 [3] (0:17.17)	0:58.53 [9] (0:11.87)	0:46.66 [9] (0:11.62)	0:35.04 [8] (0:11.68)	0:23.36 [6] (0:11.62)	0:11.74 [4] (0:11.74)	0.34L	0:35.04	+8
4	2 BOOGIE WONDERLAND Ashley Butler	3	65.1 Overall	0:11.68 600m	1:15.87 [4] (0:16.58)	0:59.29 [2] (0:11.80)	0:47.49 [3] (0:11.82)	0:35.67 [3] (0:11.68)	0:23.99 [1] (0:11.80)	0:12.19 [1] (0:12.19)	1.31L	0:35.67	+2
5	7 LORD POWER Lacey Morrison	11	65.7 Overall	0:11.70 400m	1:16.01 [5] (0:16.45)	0:59.56 [1] (0:11.77)	0:47.79 [1] (0:11.85)	0:35.94 [2] (0:11.92)	0:24.02 [2] (0:11.70)	0:12.32 [2] (0:12.32)	2.12L	0:35.94	+5
6	9 THEGIRLSGOTTHIS Isabella Teh	8	65.6 1000m	0:11.53 1000m	1:16.50 [6] (0:16.79)	0:59.71 [3] (0:11.53)	0:48.18 [2] (0:11.70)	0:36.48 [1] (0:12.04)	0:24.44 [3] (0:12.16)	0:12.28 [6] (0:12.28)	5.04L	0:36.48	+8
7	6 GAMADALE NIP Pietro Romeo	9	64.6 Overall	0:11.73 800m	1:16.61 [7] (0:16.96)	0:59.65 [7] (0:11.87)	0:47.78 [7] (0:11.73)	0:36.05 [7] (0:11.78)	0:24.27 [7] (0:12.15)	0:12.12 [7] (0:12.12)	5.66L	0:36.05	+5
8	11 MISHANI MENACE Jackson Murphy	1	64.4 Overall	0:11.83 600m	1:17.04 [8] (0:17.00)	1:00.04 [8] (0:11.87)	0:48.17 [8] (0:11.90)	0:36.27 [9] (0:11.83)	0:24.44 [9] (0:12.15)	0:12.29 [8] (0:12.29)	8.18L	0:36.27	+3
9	4 BIG TOWN Nathan Thomas	10	65.5 1000m	0:11.63 800m	1:17.69 [9] (0:16.81)	1:00.88 [4] (0:11.97)	0:48.91 [6] (0:11.63)	0:37.28 [4] (0:11.95)	0:25.33 [8] (0:12.45)	0:12.88 [9] (0:12.88)	12L	0:37.28	+16

Scratched: Spirit Meister (#1), Five Bulls (#5)

[] Ranking at each section and finish
 -:-:- No data available at this section
 NA No data available

SCN Saddle cloth number
 DNF Did not finish
 DNT Did not track



Horse/Jockey Name	City Of Boulder
Final Rank	1
Fastest Section Time (Section)	0:11.57 (600m)
Top Speed [km/h] (Section)	64.8 (400m)
Race State	Finished



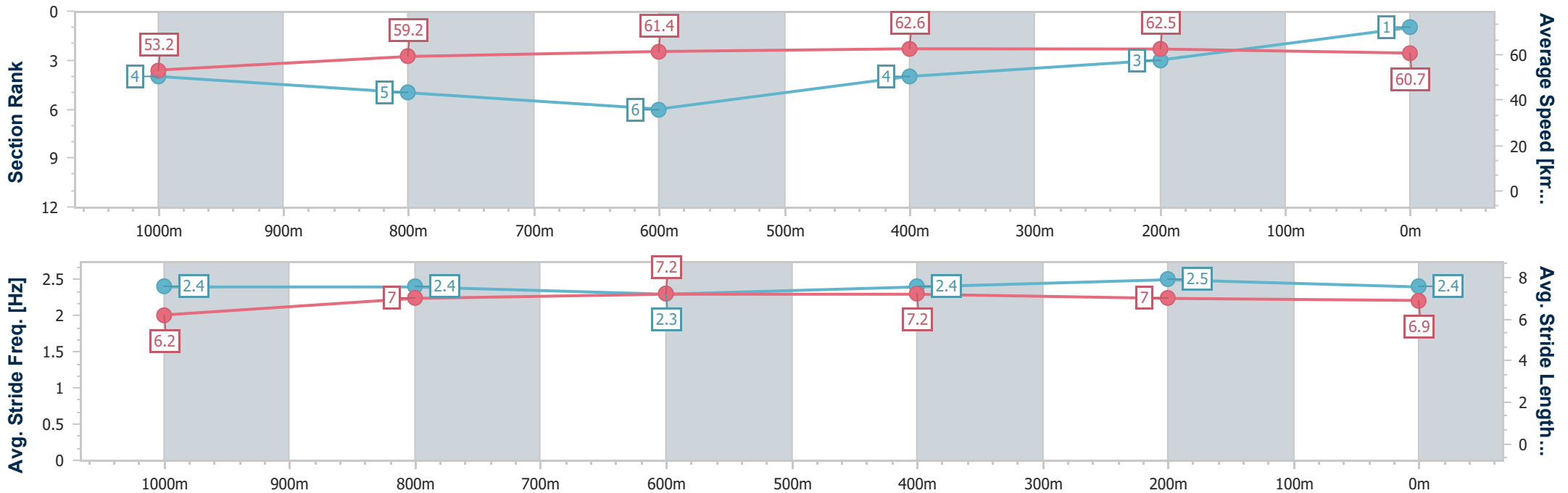
Ladbrokes Cannon Park QLD Professional
Race 2: LEXUS OF CAIRNS BENCHMARK 58 Handicap - 1250m



24 August 2024 - 13:19

Track Rating: Soft 7, Weather: Fine, Rail Position: True

Section	Overall	1000m	800m	600m	400m	200m
Section Times	1:15.65 [1] (0:16.81)	0:58.84 [4] (0:11.94)	0:46.90 [5] (0:11.76)	0:35.14 [6] (0:11.57)	0:23.57 [4] (0:11.71)	0:11.86 [3] (0:11.86)
Average Speed [km/h]	53.2	59.2	61.4	62.6	62.5	60.7
Top Speed [km/h]	64.0	63.1	62.1	64.6	64.8	63.7
Avg. Dist. to Rail [m]	2.3	1.8	0.5	1.2	8.4	10.9
Avg. Stride Freq. [Hz]	2.4	2.4	2.3	2.4	2.5	2.4
Avg. Stride Length [m]	6.2	7.0	7.2	7.2	7.0	6.9



- [] Ranking at each section and finish
- .-.- No data available at this section
- NA No data available



Horse/Jockey Name	Lean Eagle
Final Rank	2
Fastest Section Time (Section)	0:11.69 (400m)
Top Speed [km/h] (Section)	64.8 (400m)
Race State	Finished



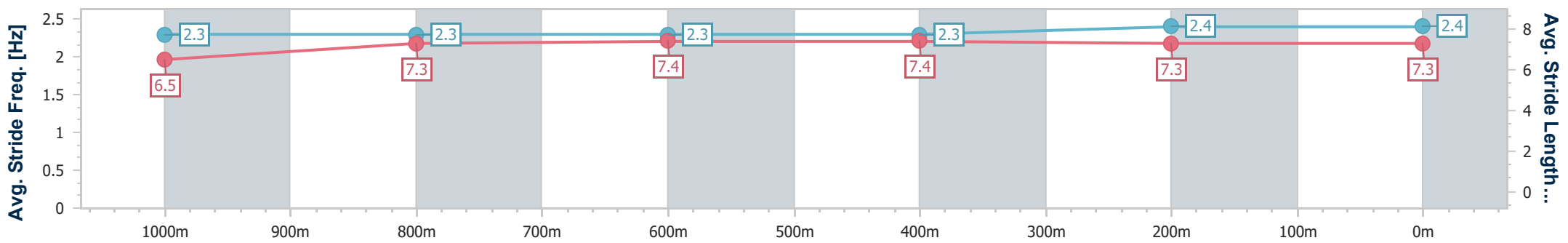
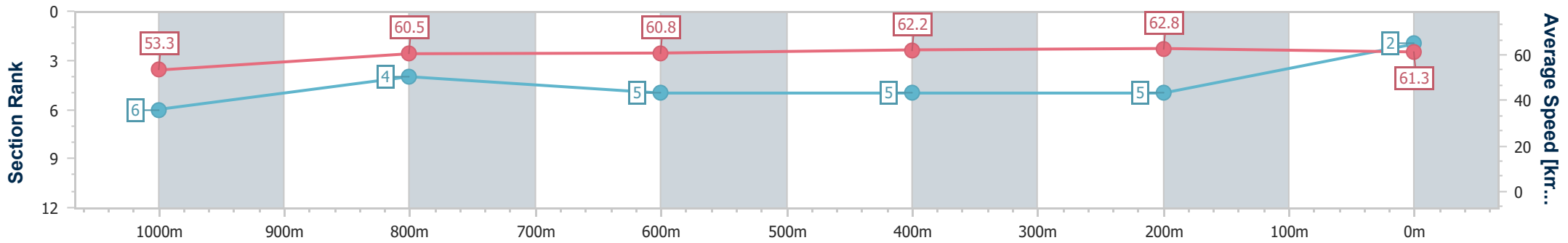
Ladbrokes Cannon Park QLD Professional
Race 2: LEXUS OF CAIRNS BENCHMARK 58 Handicap - 1250m



24 August 2024 - 13:19

Track Rating: Soft 7, Weather: Fine, Rail Position: True

Section	Overall	1000m	800m	600m	400m	200m
Section Times	1:15.68 [2] (0:16.83)	0:58.85 [6] (0:11.83)	0:47.02 [4] (0:11.81)	0:35.21 [5] (0:11.82)	0:23.39 [5] (0:11.69)	0:11.70 [5] (0:11.70)
Average Speed [km/h]	53.3	60.5	60.8	62.2	62.8	61.3
Top Speed [km/h]	64.1	64.0	61.8	64.2	64.8	64.8
Avg. Dist. to Rail [m]	1.7	1.0	1.7	2.9	8.4	11.2
Avg. Stride Freq. [Hz]	2.3	2.3	2.3	2.3	2.4	2.4
Avg. Stride Length [m]	6.5	7.3	7.4	7.4	7.3	7.3



- [] Ranking at each section and finish
- .-.- No data available at this section
- NA No data available



Horse/Jockey Name	Going Nuclear
Final Rank	3
Fastest Section Time (Section)	0:11.62 (800m)
Top Speed [km/h] (Section)	64.3 (400m)
Race State	Finished



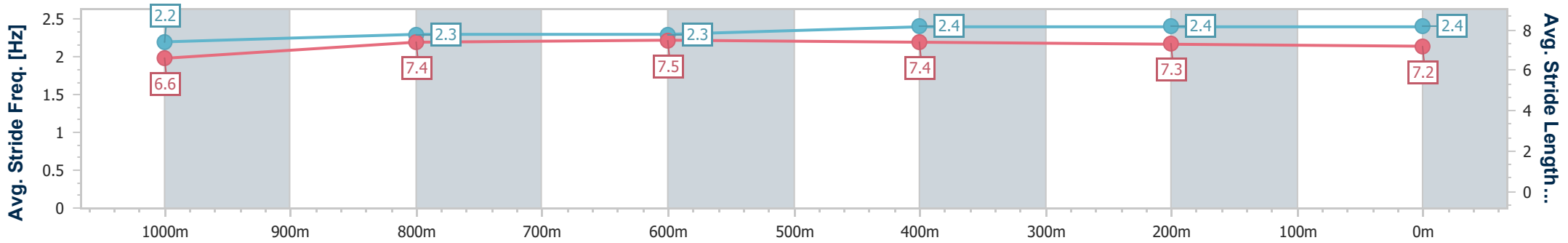
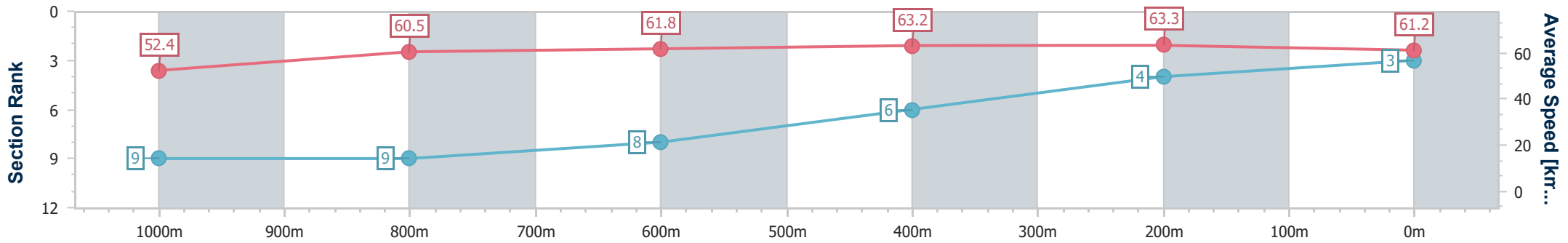
Ladbrokes Cannon Park QLD Professional
Race 2: LEXUS OF CAIRNS BENCHMARK 58 Handicap - 1250m



24 August 2024 - 13:19

Track Rating: Soft 7, Weather: Fine, Rail Position: True

Section	Overall	1000m	800m	600m	400m	200m
Section Times	1:15.70 [3] (0:17.17)	0:58.53 [9] (0:11.87)	0:46.66 [9] (0:11.62)	0:35.04 [8] (0:11.68)	0:23.36 [6] (0:11.62)	0:11.74 [4] (0:11.74)
Average Speed [km/h]	52.4	60.5	61.8	63.2	63.3	61.2
Top Speed [km/h]	62.8	63.7	64.0	64.2	64.3	63.5
Avg. Dist. to Rail [m]	1.2	1.0	2.1	3.4	9.9	13.2
Avg. Stride Freq. [Hz]	2.2	2.3	2.3	2.4	2.4	2.4
Avg. Stride Length [m]	6.6	7.4	7.5	7.4	7.3	7.2



- [] Ranking at each section and finish
- .-.- No data available at this section
- NA No data available



Horse/Jockey Name	Boogie Wonderland
Final Rank	4
Fastest Section Time (Section)	0:11.68 (600m)
Top Speed [km/h] (Section)	65.1 (Overall)
Race State	Finished



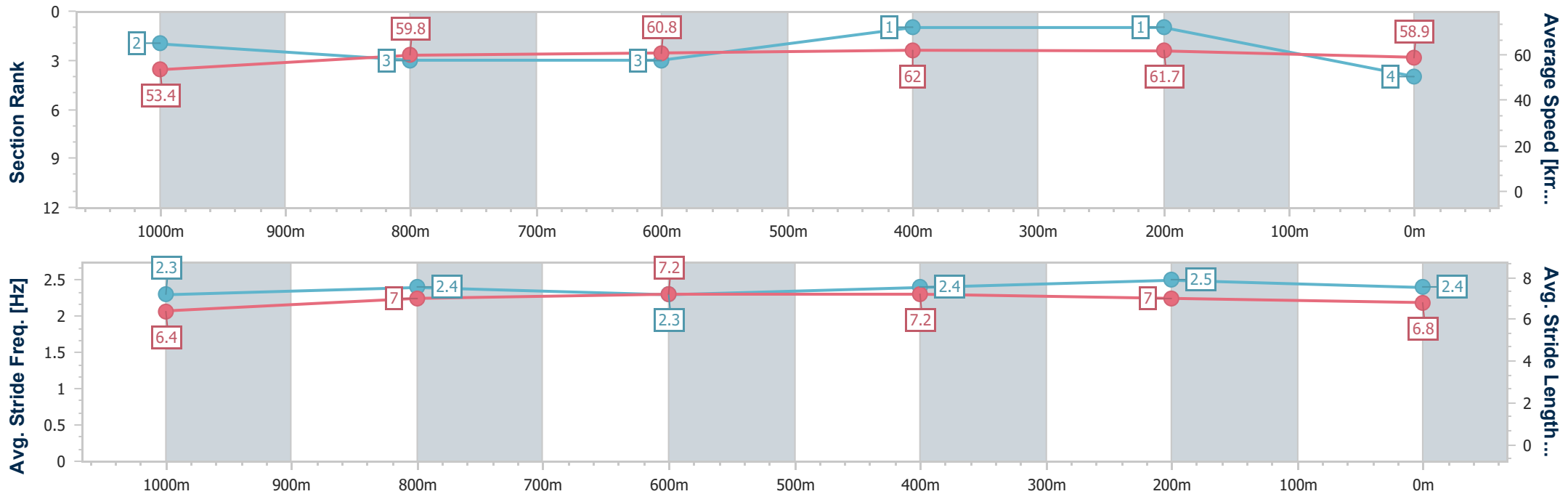
Ladbrokes Cannon Park QLD Professional
Race 2: LEXUS OF CAIRNS BENCHMARK 58 Handicap - 1250m



24 August 2024 - 13:19

Track Rating: Soft 7, Weather: Fine, Rail Position: True

Section	Overall	1000m	800m	600m	400m	200m
Section Times	1:15.87 [4] (0:16.58)	0:59.29 [2] (0:11.80)	0:47.49 [3] (0:11.82)	0:35.67 [3] (0:11.68)	0:23.99 [1] (0:11.80)	0:12.19 [1] (0:12.19)
Average Speed [km/h]	53.4	59.8	60.8	62.0	61.7	58.9
Top Speed [km/h]	65.1	62.0	61.7	62.8	63.5	60.8
Avg. Dist. to Rail [m]	5.7	2.9	0.3	0.9	4.3	4.9
Avg. Stride Freq. [Hz]	2.3	2.4	2.3	2.4	2.5	2.4
Avg. Stride Length [m]	6.4	7.0	7.2	7.2	7.0	6.8



- [] Ranking at each section and finish
- .-.- No data available at this section
- NA No data available



Horse/Jockey Name	Lord Power
Final Rank	5
Fastest Section Time (Section)	0:11.70 (400m)
Top Speed [km/h] (Section)	65.7 (Overall)
Race State	Finished



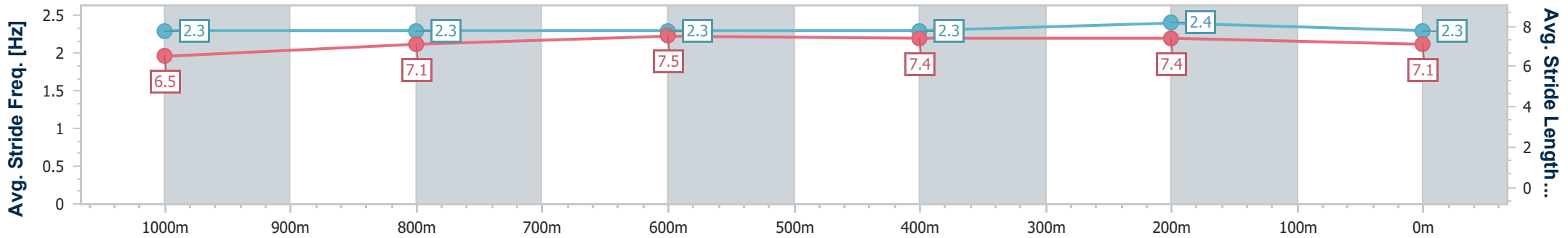
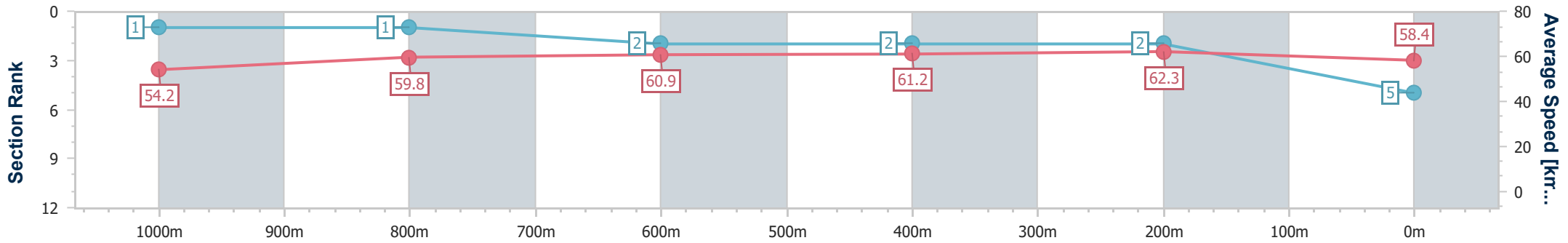
Ladbrokes Cannon Park QLD Professional
Race 2: LEXUS OF CAIRNS BENCHMARK 58 Handicap - 1250m



24 August 2024 - 13:19

Track Rating: Soft 7, Weather: Fine, Rail Position: True

Section	Overall	1000m	800m	600m	400m	200m
Section Times	1:16.01 [5] (0:16.45)	0:59.56 [1] (0:11.77)	0:47.79 [1] (0:11.85)	0:35.94 [2] (0:11.92)	0:24.02 [2] (0:11.70)	0:12.32 [2] (0:12.32)
Average Speed [km/h]	54.2	59.8	60.9	61.2	62.3	58.4
Top Speed [km/h]	65.7	63.1	61.2	63.3	63.1	61.6
Avg. Dist. to Rail [m]	2.9	3.0	1.1	2.0	5.4	7.3
Avg. Stride Freq. [Hz]	2.3	2.3	2.3	2.3	2.4	2.3
Avg. Stride Length [m]	6.5	7.1	7.5	7.4	7.4	7.1



- [] Ranking at each section and finish
- .-.- No data available at this section
- NA No data available



Horse/Jockey Name	Thegirlsgotthis
Final Rank	6
Fastest Section Time (Section)	0:11.53 (1000m)
Top Speed [km/h] (Section)	65.6 (1000m)
Race State	Finished



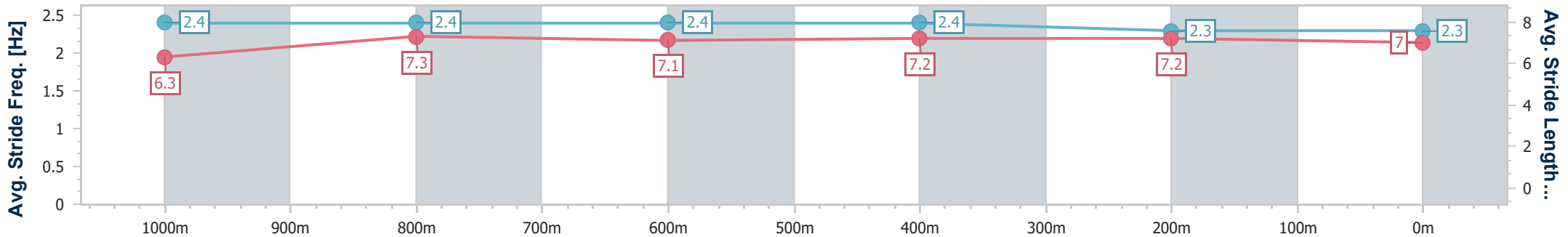
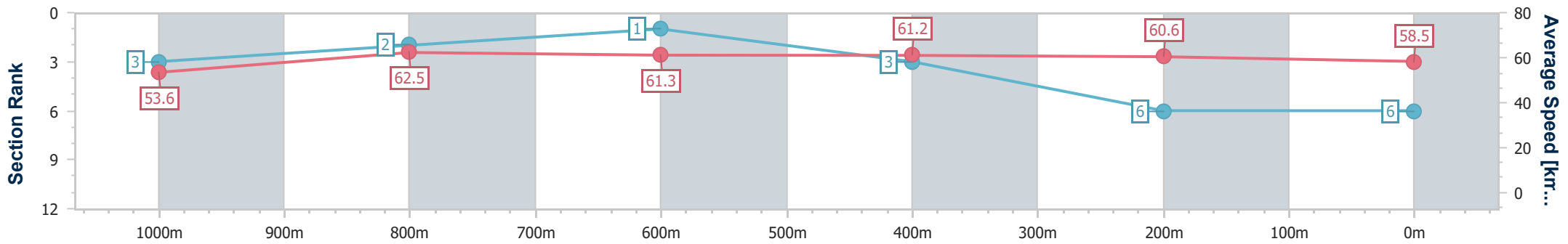
Ladbrokes Cannon Park QLD Professional
Race 2: LEXUS OF CAIRNS BENCHMARK 58 Handicap - 1250m



24 August 2024 - 13:19

Track Rating: Soft 7, Weather: Fine, Rail Position: True

Section	Overall	1000m	800m	600m	400m	200m
Section Times	1:16.50 [6] (0:16.79)	0:59.71 [3] (0:11.53)	0:48.18 [2] (0:11.70)	0:36.48 [1] (0:12.04)	0:24.44 [3] (0:12.16)	0:12.28 [6] (0:12.28)
Average Speed [km/h]	53.6	62.5	61.3	61.2	60.6	58.5
Top Speed [km/h]	65.6	65.6	63.0	61.9	61.6	61.0
Avg. Dist. to Rail [m]	2.5	1.6	2.2	3.5	8.9	9.1
Avg. Stride Freq. [Hz]	2.4	2.4	2.4	2.4	2.3	2.3
Avg. Stride Length [m]	6.3	7.3	7.1	7.2	7.2	7.0



- [] Ranking at each section and finish
- .-.- No data available at this section
- NA No data available



Horse/Jockey Name	Gamadale Nip
Final Rank	7
Fastest Section Time (Section)	0:11.73 (800m)
Top Speed [km/h] (Section)	64.6 (Overall)
Race State	Finished



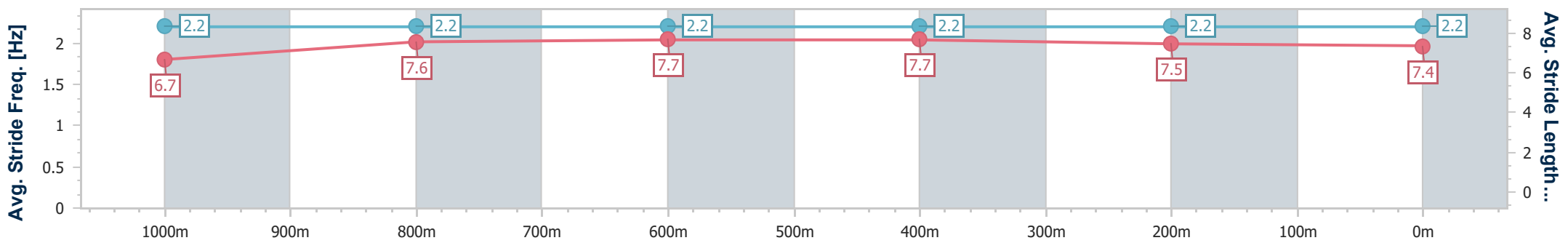
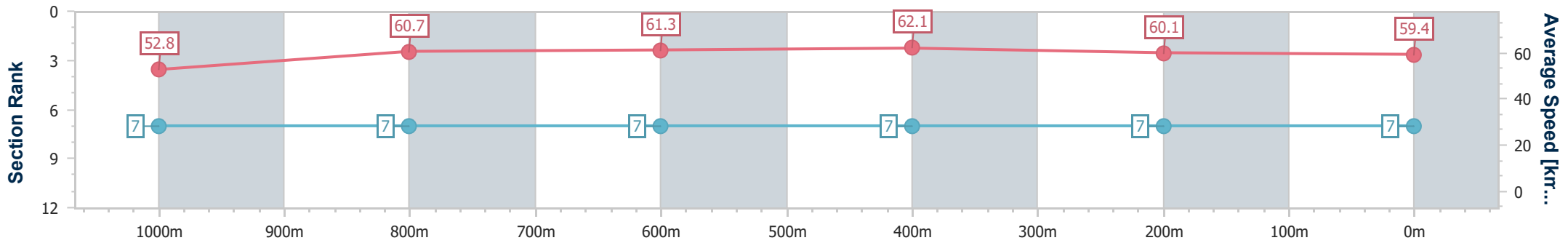
Ladbrokes Cannon Park QLD Professional
Race 2: LEXUS OF CAIRNS BENCHMARK 58 Handicap - 1250m



24 August 2024 - 13:19

Track Rating: Soft 7, Weather: Fine, Rail Position: True

Section	Overall	1000m	800m	600m	400m	200m
Section Times	1:16.61 [7] (0:16.96)	0:59.65 [7] (0:11.87)	0:47.78 [7] (0:11.73)	0:36.05 [7] (0:11.78)	0:24.27 [7] (0:12.15)	0:12.12 [7] (0:12.12)
Average Speed [km/h]	52.8	60.7	61.3	62.1	60.1	59.4
Top Speed [km/h]	64.6	64.5	62.9	62.9	61.8	60.4
Avg. Dist. to Rail [m]	2.1	1.1	1.4	2.0	8.0	11.5
Avg. Stride Freq. [Hz]	2.2	2.2	2.2	2.2	2.2	2.2
Avg. Stride Length [m]	6.7	7.6	7.7	7.7	7.5	7.4



- [] Ranking at each section and finish
- .-.- No data available at this section
- NA No data available



Horse/Jockey Name	Mishani Menace
Final Rank	8
Fastest Section Time (Section)	0:11.83 (600m)
Top Speed [km/h] (Section)	64.4 (Overall)
Race State	Finished



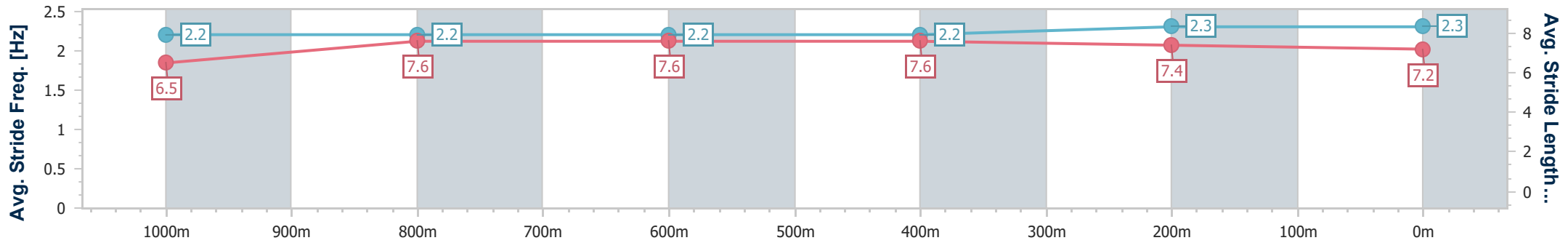
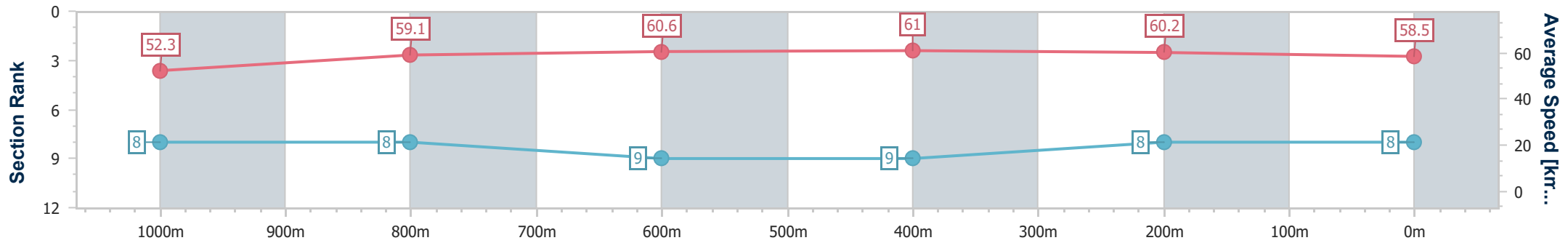
Ladbrokes Cannon Park QLD Professional
Race 2: LEXUS OF CAIRNS BENCHMARK 58 Handicap - 1250m



24 August 2024 - 13:19

Track Rating: Soft 7, Weather: Fine, Rail Position: True

Section	Overall	1000m	800m	600m	400m	200m
Section Times	1:17.04 [8] (0:17.00)	1:00.04 [8] (0:11.87)	0:48.17 [8] (0:11.90)	0:36.27 [9] (0:11.83)	0:24.44 [9] (0:12.15)	0:12.29 [8] (0:12.29)
Average Speed [km/h]	52.3	59.1	60.6	61.0	60.2	58.5
Top Speed [km/h]	64.4	61.6	61.9	62.1	61.0	60.7
Avg. Dist. to Rail [m]	2.6	3.5	0.7	1.2	6.1	8.8
Avg. Stride Freq. [Hz]	2.2	2.2	2.2	2.2	2.3	2.3
Avg. Stride Length [m]	6.5	7.6	7.6	7.6	7.4	7.2



- [] Ranking at each section and finish
- .-.- No data available at this section
- NA No data available



Horse/Jockey Name	Big Town
Final Rank	9
Fastest Section Time (Section)	0:11.63 (800m)
Top Speed [km/h] (Section)	65.5 (1000m)
Race State	Finished



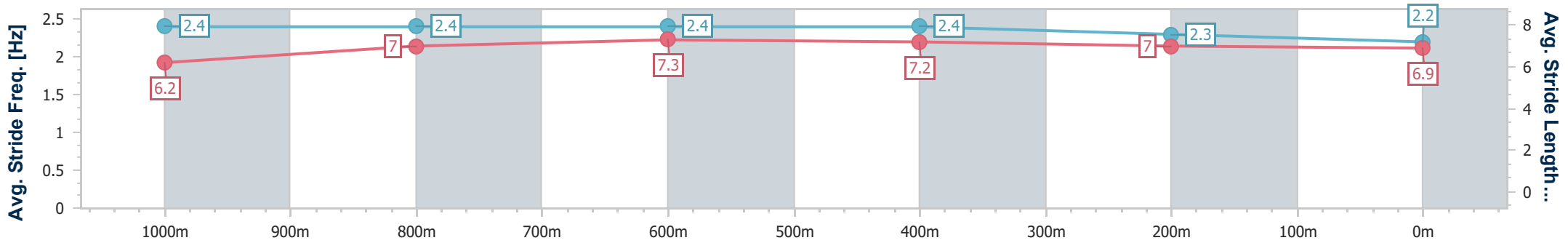
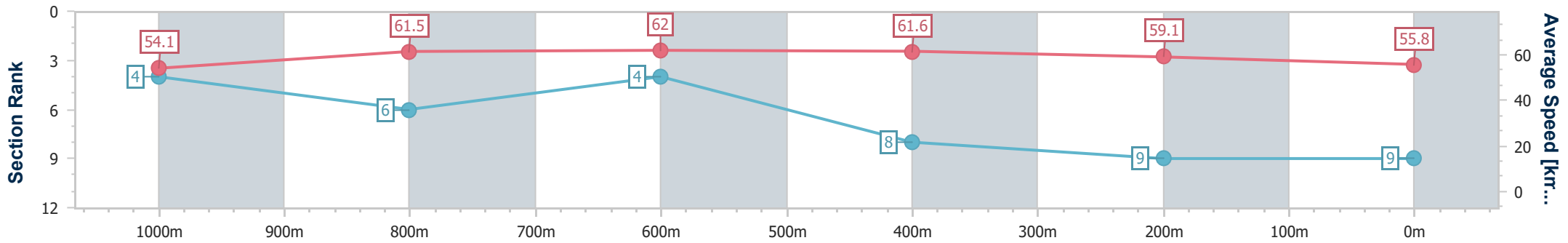
Ladbrokes Cannon Park QLD Professional
Race 2: LEXUS OF CAIRNS BENCHMARK 58 Handicap - 1250m



24 August 2024 - 13:19

Track Rating: Soft 7, Weather: Fine, Rail Position: True

Section	Overall	1000m	800m	600m	400m	200m
Section Times	1:17.69 [9] (0:16.81)	1:00.88 [4] (0:11.97)	0:48.91 [6] (0:11.63)	0:37.28 [4] (0:11.95)	0:25.33 [8] (0:12.45)	0:12.88 [9] (0:12.88)
Average Speed [km/h]	54.1	61.5	62.0	61.6	59.1	55.8
Top Speed [km/h]	65.1	65.5	63.6	62.9	60.0	59.8
Avg. Dist. to Rail [m]	5.4	4.1	4.3	3.6	9.2	9.7
Avg. Stride Freq. [Hz]	2.4	2.4	2.4	2.4	2.3	2.2
Avg. Stride Length [m]	6.2	7.0	7.3	7.2	7.0	6.9



- [] Ranking at each section and finish
- .-.- No data available at this section
- NA No data available