



Toowoomba QLD Professional

Race 2: RDO EQUIPMENT BENCHMARK 65 Handicap - 1000m

24 August 2024 - 17:22



Track Rating: Good 4, Weather: Fine, Rail Position: +1.5m 1400m-1600m; True Rem

Section		Overall						800m		600m		400m		200m		Last 600m	
Field Times		0:50.07						0:45.92		0:35.17		0:23.88		0:12.30		0:35.17	
		(0:04.15)						(0:10.75)		(0:11.29)		(0:11.58)		(0:12.30)			
Rank	TAB	Horse/Jockey	Barrier	Top Speed [km/h]	Fastest Section	Overall	800m	600m	400m	200m	Margin	Last 600m	Distance Travelled [m]				
1	7	KING OF THE JUNGLE Anthony Allen	4	68.2	0:04.25	0:50.07 [1]	0:45.82 [2]	0:35.12 [2]	0:23.87 [2]	0:12.30 [1]	0:50.07	0:35.12					
				800m	Overall	(0:04.25)	(0:10.70)	(0:11.25)	(0:11.57)	(0:12.30)							
2	8	MISS DE BLAAS Les Tilley	6	68.0	0:04.43	0:50.45 [2]	0:46.02 [3]	0:35.09 [3]	0:23.83 [3]	0:12.06 [3]	2L	0:35.09	-2				
				Overall	Overall	(0:04.43)	(0:10.93)	(0:11.26)	(0:11.77)	(0:12.06)							
3	11	BUTT HEADS Chelsea Baker	8	67.5	0:05.35	0:50.73 [3]	0:45.38 [9]	0:34.48 [9]	0:23.36 [8]	0:11.86 [8]	3.5L	0:34.48	-2				
				800m	Overall	(0:05.35)	(0:10.90)	(0:11.12)	(0:11.50)	(0:11.86)							
4	1	ISLAND TIDE Landan Sykes	1	68.5	0:04.15	0:50.74 [4]	0:46.59 [1]	0:35.84 [1]	0:24.55 [1]	0:12.68 [2]	3.6L	0:35.84	-1				
				800m	Overall	(0:04.15)	(0:10.75)	(0:11.29)	(0:11.87)	(0:12.68)							
5	10	TAKARA STAR Stacey Callow	5	67.7	0:04.98	0:50.89 [5]	0:45.91 [6]	0:34.99 [6]	0:23.70 [7]	0:12.12 [6]	4.4L	0:34.99	+4				
				600m	Overall	(0:04.98)	(0:10.92)	(0:11.29)	(0:11.58)	(0:12.12)							
6	2	ARTIE BEATSOME Michael Murphy	10	68.2	0:05.31	0:50.89 [6]	0:45.58 [7]	0:34.73 [8]	0:23.48 [9]	0:11.95 [9]	4.5L	0:34.73	+4				
				800m	Overall	(0:05.31)	(0:10.85)	(0:11.25)	(0:11.53)	(0:11.95)							
7	3	POINT BREAK Dan McGillivray	2	68.7	0:04.80	0:51.01 [7]	0:46.21 [5]	0:35.43 [5]	0:24.18 [5]	0:12.42 [5]	5L	0:35.43	-5				
				800m	Overall	(0:04.80)	(0:10.78)	(0:11.25)	(0:11.76)	(0:12.42)							
8	9	PITAVAGO Madeleine Wishart	3	67.9	0:05.32	0:51.02 [8]	0:45.70 [8]	0:34.96 [7]	0:23.88 [6]	0:12.23 [7]	5.1L	0:34.96	-4				
				800m	Overall	(0:05.32)	(0:10.74)	(0:11.08)	(0:11.65)	(0:12.23)							
9	6	MACHINE HEAD Nathan Fazackerley	7	68.3	0:04.64	0:51.41 [9]	0:46.77 [4]	0:35.95 [4]	0:24.67 [4]	0:12.83 [4]	7.4L	0:35.95	+3				
				800m	Overall	(0:04.64)	(0:10.82)	(0:11.28)	(0:11.84)	(0:12.83)							

Scratched: Montana Lady (#12), Bean Rocking (#5), Kozani (#4)

[] Ranking at each section and finish
 -:-:- No data available at this section
 NA No data available

SCN Saddle cloth number
 DNF Did not finish
 DNT Did not track



Horse/Jockey Name	King Of The Jungle
Final Rank	1
Fastest Section Time (Section)	0:04.25 (Overall)
Top Speed [km/h] (Section)	68.2 (800m)
Race State	Finished



Toowoomba QLD Professional

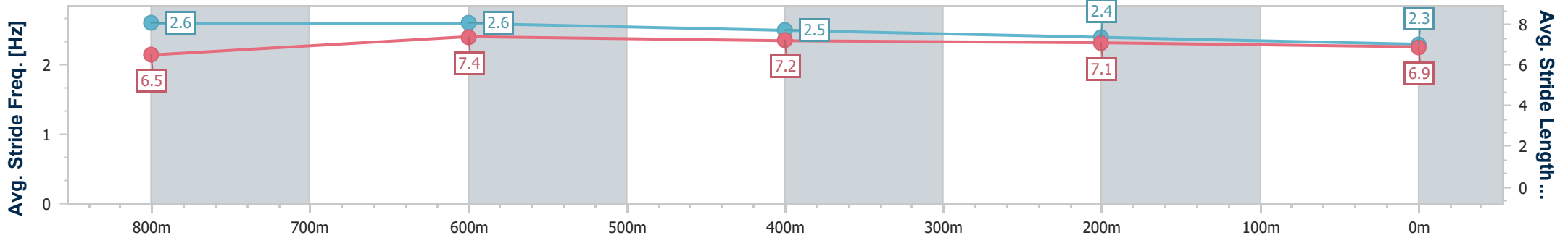
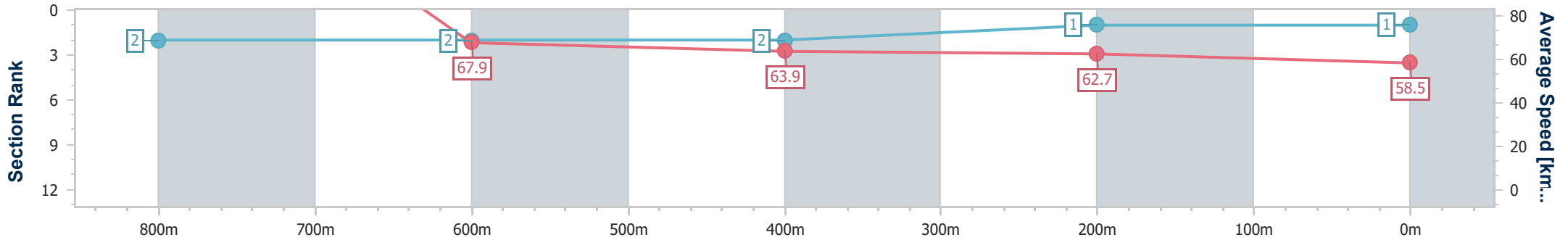
Race 2: RDO EQUIPMENT BENCHMARK 65 Handicap - 1000m

24 August 2024 - 17:22

Track Rating: Good 4, Weather: Fine, Rail Position: +1.5m 1400m-1600m; True Rem



Section	Overall	800m	600m	400m	200m
Section Times	0:50.07 [1] (0:04.25)	0:45.82 [2] (0:10.70)	0:35.12 [2] (0:11.25)	0:23.87 [2] (0:11.57)	0:12.30 [1] (0:12.30)
Average Speed [km/h]	169.7	67.9	63.9	62.7	58.5
Top Speed [km/h]	68.2	68.2	66.9	64.7	61.0
Avg. Dist. to Rail [m]	4.4	1.3	0.8	1.2	1.1
Avg. Stride Freq. [Hz]	2.6	2.6	2.5	2.4	2.3
Avg. Stride Length [m]	6.5	7.4	7.2	7.1	6.9



- [] Ranking at each section and finish
- .-.- No data available at this section
- NA No data available



Horse/Jockey Name	Miss De Blaas
Final Rank	2
Fastest Section Time (Section)	0:04.43 (Overall)
Top Speed [km/h] (Section)	68.0 (Overall)
Race State	Finished



Toowoomba QLD Professional

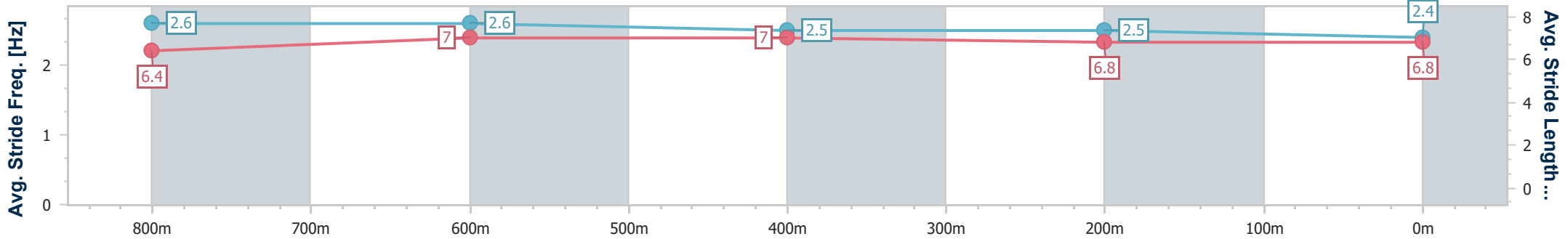
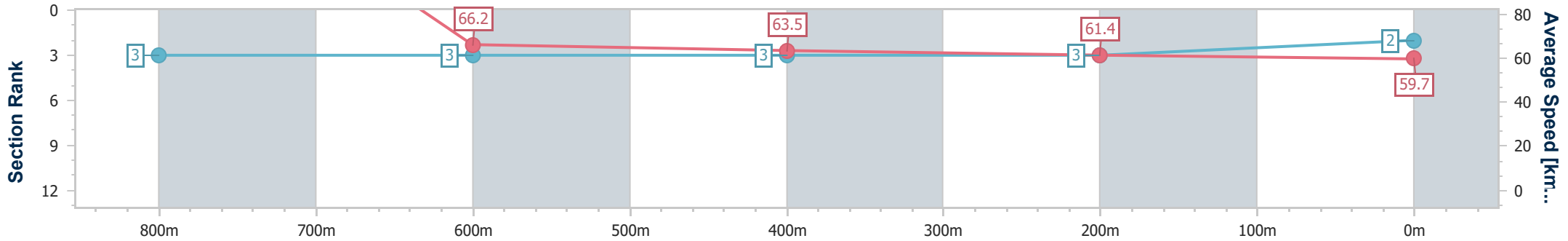
Race 2: RDO EQUIPMENT BENCHMARK 65 Handicap - 1000m

24 August 2024 - 17:22

Track Rating: Good 4, Weather: Fine, Rail Position: +1.5m 1400m-1600m; True Rem



Section	Overall	800m	600m	400m	200m
Section Times	0:50.45 [2] (0:04.43)	0:46.02 [3] (0:10.93)	0:35.09 [3] (0:11.26)	0:23.83 [3] (0:11.77)	0:12.06 [3] (0:12.06)
Average Speed [km/h]	163.1	66.2	63.5	61.4	59.7
Top Speed [km/h]	68.0	67.8	66.3	62.1	60.9
Avg. Dist. to Rail [m]	4.3	0.5	0.9	1.3	3.7
Avg. Stride Freq. [Hz]	2.6	2.6	2.5	2.5	2.4
Avg. Stride Length [m]	6.4	7.0	7.0	6.8	6.8



- [] Ranking at each section and finish
- .-.- No data available at this section
- NA No data available



Horse/Jockey Name	Butt Heads
Final Rank	3
Fastest Section Time (Section)	0:05.35 (Overall)
Top Speed [km/h] (Section)	67.5 (800m)
Race State	Finished



Toowoomba QLD Professional

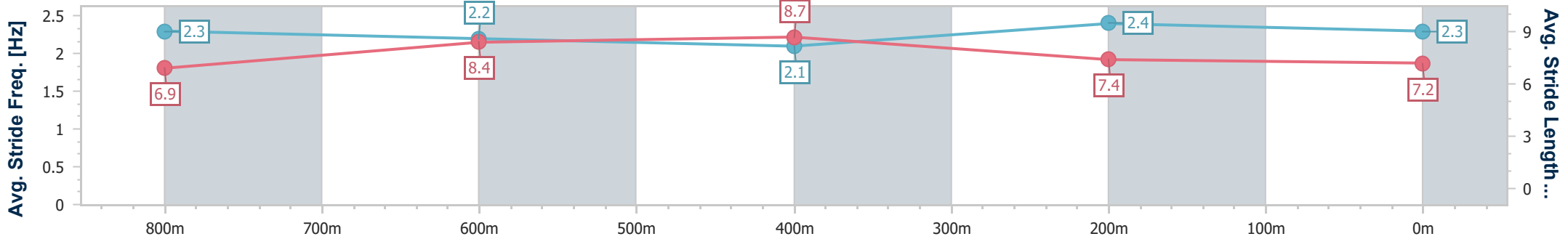
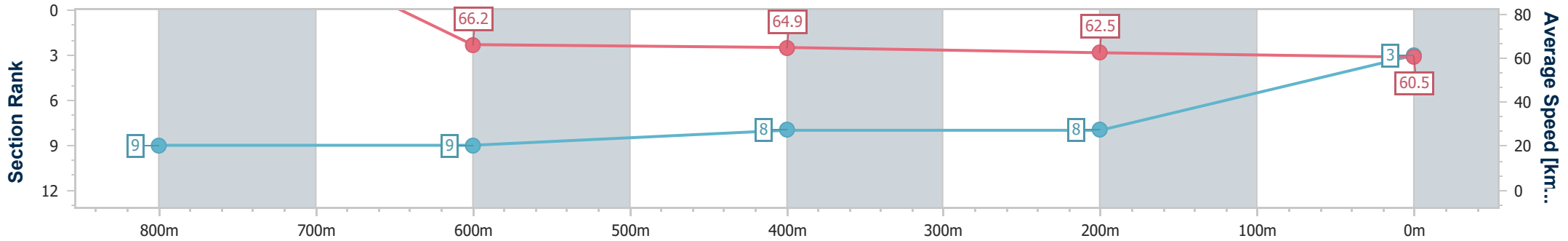
Race 2: RDO EQUIPMENT BENCHMARK 65 Handicap - 1000m

24 August 2024 - 17:22

Track Rating: Good 4, Weather: Fine, Rail Position: +1.5m 1400m-1600m; True Rem



Section	Overall	800m	600m	400m	200m
Section Times	0:50.73 [3] (0:05.35)	0:45.38 [9] (0:10.90)	0:34.48 [9] (0:11.12)	0:23.36 [8] (0:11.50)	0:11.86 [8] (0:11.86)
Average Speed [km/h]	135.3	66.2	64.9	62.5	60.5
Top Speed [km/h]	66.9	67.5	66.9	63.5	62.2
Avg. Dist. to Rail [m]	5.6	0.8	0.3	0.6	1.7
Avg. Stride Freq. [Hz]	2.3	2.2	2.1	2.4	2.3
Avg. Stride Length [m]	6.9	8.4	8.7	7.4	7.2



- [] Ranking at each section and finish
- .-.- No data available at this section
- NA No data available



Horse/Jockey Name	Island Tide
Final Rank	4
Fastest Section Time (Section)	0:04.15 (Overall)
Top Speed [km/h] (Section)	68.5 (800m)
Race State	Finished



Toowoomba QLD Professional

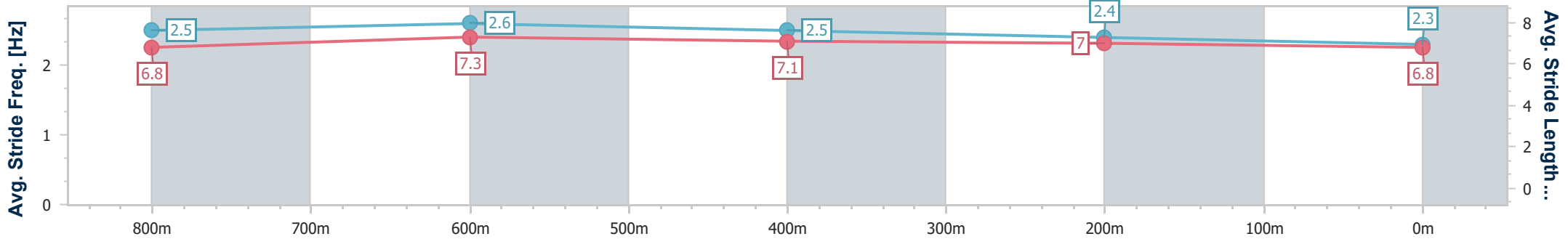
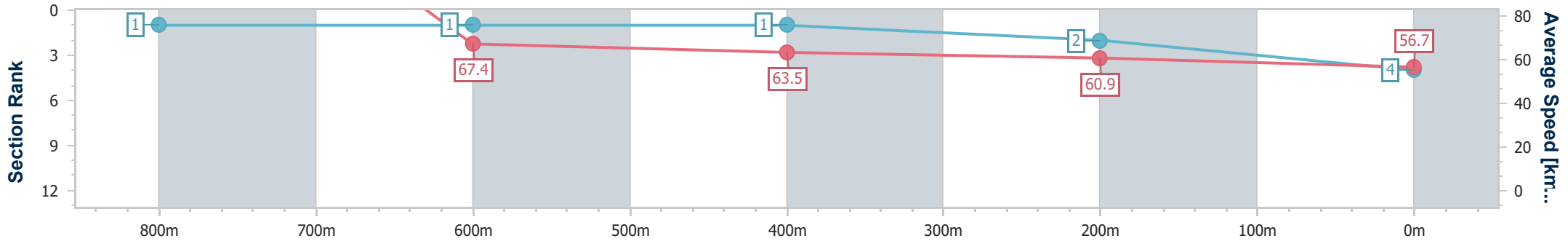
Race 2: RDO EQUIPMENT BENCHMARK 65 Handicap - 1000m

24 August 2024 - 17:22

Track Rating: Good 4, Weather: Fine, Rail Position: +1.5m 1400m-1600m; True Rem



Section	Overall	800m	600m	400m	200m
Section Times	0:50.74 [4] (0:04.15)	0:46.59 [1] (0:10.75)	0:35.84 [1] (0:11.29)	0:24.55 [1] (0:11.87)	0:12.68 [2] (0:12.68)
Average Speed [km/h]	174.2	67.4	63.5	60.9	56.7
Top Speed [km/h]	67.0	68.5	66.6	62.4	59.7
Avg. Dist. to Rail [m]	4.3	0.5	0.9	0.7	0.5
Avg. Stride Freq. [Hz]	2.5	2.6	2.5	2.4	2.3
Avg. Stride Length [m]	6.8	7.3	7.1	7.0	6.8



- [] Ranking at each section and finish
- .-.- No data available at this section
- NA No data available



Horse/Jockey Name	Takara Star
Final Rank	5
Fastest Section Time (Section)	0:04.98 (Overall)
Top Speed [km/h] (Section)	67.7 (600m)
Race State	Finished



Toowoomba QLD Professional

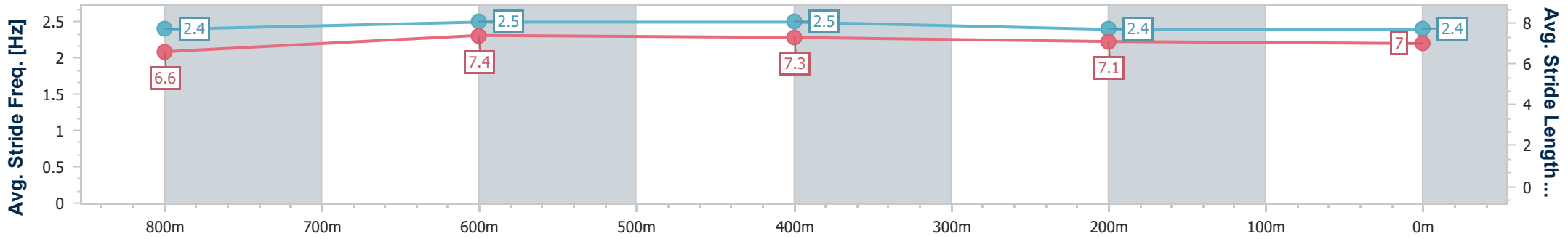
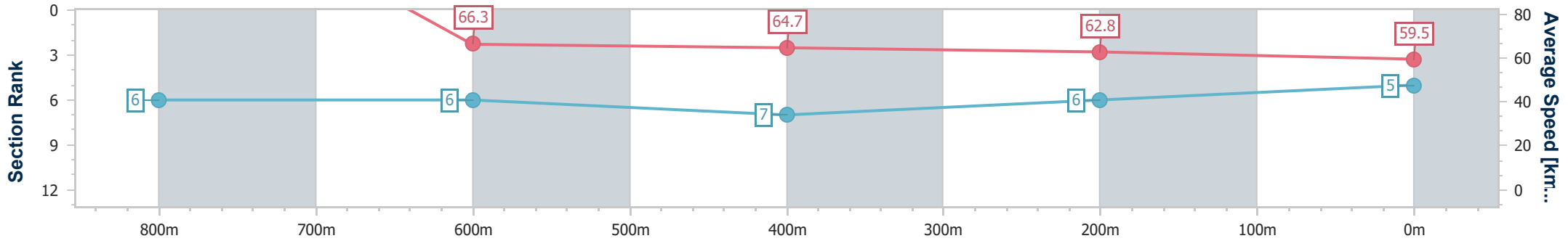
Race 2: RDO EQUIPMENT BENCHMARK 65 Handicap - 1000m

24 August 2024 - 17:22

Track Rating: Good 4, Weather: Fine, Rail Position: +1.5m 1400m-1600m; True Rem



Section	Overall	800m	600m	400m	200m
Section Times	0:50.89 [5] (0:04.98)	0:45.91 [6] (0:10.92)	0:34.99 [6] (0:11.29)	0:23.70 [7] (0:11.58)	0:12.12 [6] (0:12.12)
Average Speed [km/h]	144.8	66.3	64.7	62.8	59.5
Top Speed [km/h]	66.1	67.4	67.7	63.9	61.5
Avg. Dist. to Rail [m]	3.4	1.6	2.5	4.3	7.2
Avg. Stride Freq. [Hz]	2.4	2.5	2.5	2.4	2.4
Avg. Stride Length [m]	6.6	7.4	7.3	7.1	7.0



- [] Ranking at each section and finish
- .-.- No data available at this section
- NA No data available



Horse/Jockey Name	Artie Beatsome
Final Rank	6
Fastest Section Time (Section)	0:05.31 (Overall)
Top Speed [km/h] (Section)	68.2 (800m)
Race State	Finished



Toowoomba QLD Professional

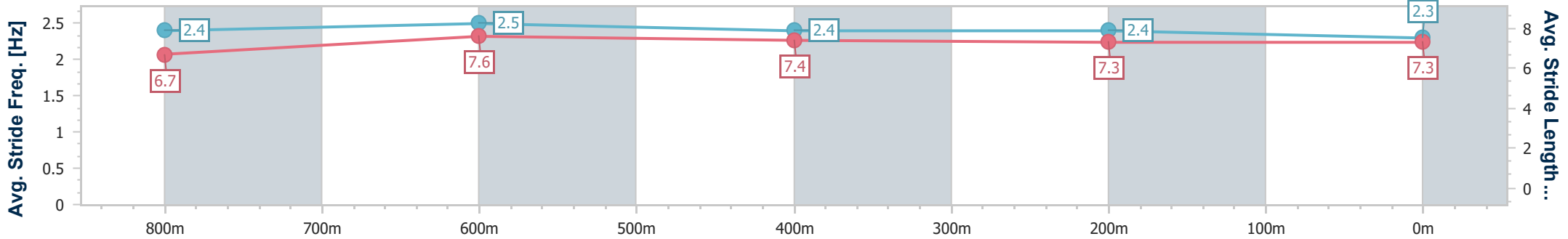
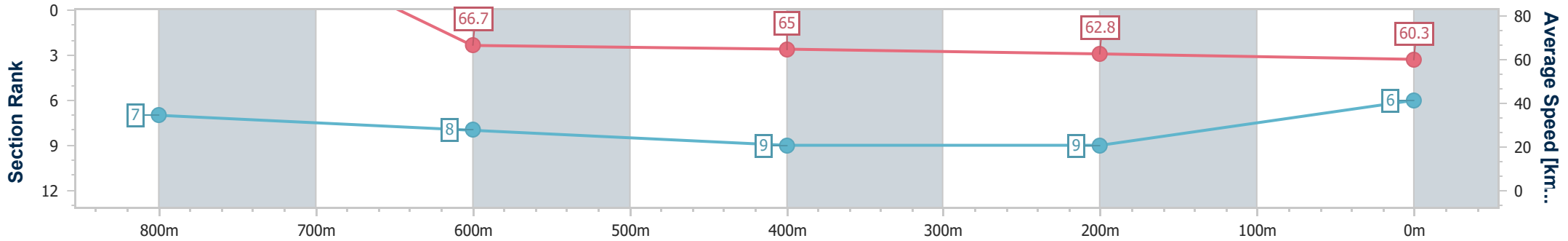
Race 2: RDO EQUIPMENT BENCHMARK 65 Handicap - 1000m

24 August 2024 - 17:22

Track Rating: Good 4, Weather: Fine, Rail Position: +1.5m 1400m-1600m; True Rem



Section	Overall	800m	600m	400m	200m
Section Times	0:50.89 [6] (0:05.31)	0:45.58 [7] (0:10.85)	0:34.73 [8] (0:11.25)	0:23.48 [9] (0:11.53)	0:11.95 [9] (0:11.95)
Average Speed [km/h]	136.6	66.7	65.0	62.8	60.3
Top Speed [km/h]	66.4	68.2	67.4	63.7	61.4
Avg. Dist. to Rail [m]	5.9	2.1	2.5	2.1	2.7
Avg. Stride Freq. [Hz]	2.4	2.5	2.4	2.4	2.3
Avg. Stride Length [m]	6.7	7.6	7.4	7.3	7.3



- [] Ranking at each section and finish
- .-.- No data available at this section
- NA No data available



Horse/Jockey Name	Point Break
Final Rank	7
Fastest Section Time (Section)	0:04.80 (Overall)
Top Speed [km/h] (Section)	68.7 (800m)
Race State	Finished



Toowoomba QLD Professional

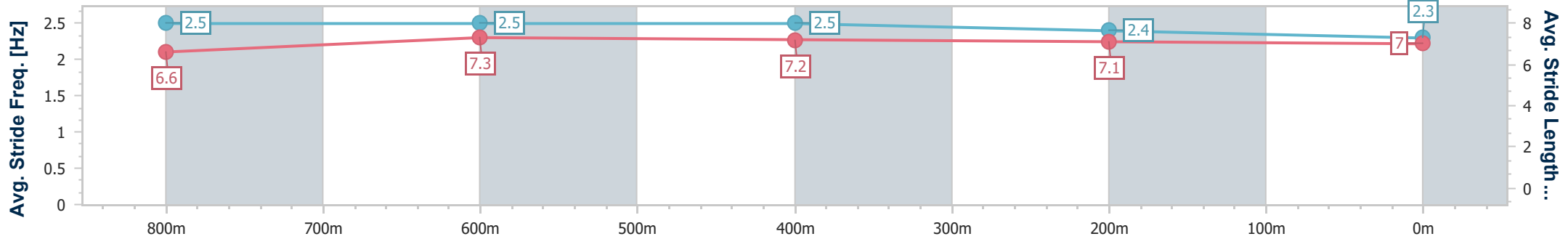
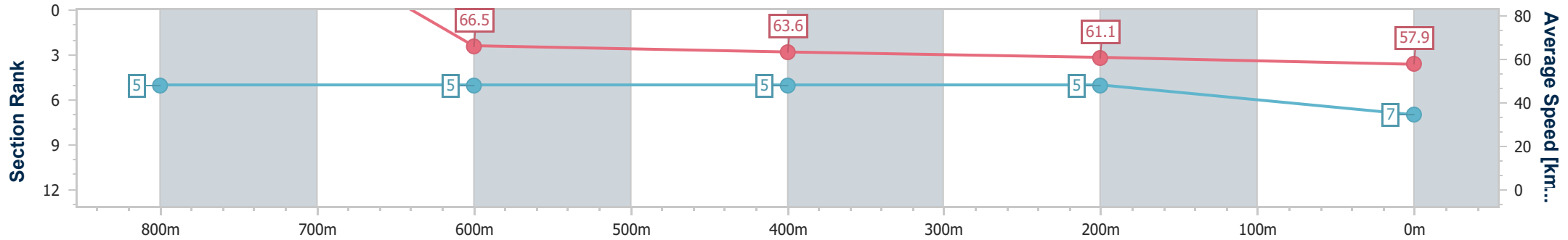
Race 2: RDO EQUIPMENT BENCHMARK 65 Handicap - 1000m

24 August 2024 - 17:22

Track Rating: Good 4, Weather: Fine, Rail Position: +1.5m 1400m-1600m; True Rem



Section	Overall	800m	600m	400m	200m
Section Times	0:51.01 [7] (0:04.80)	0:46.21 [5] (0:10.78)	0:35.43 [5] (0:11.25)	0:24.18 [5] (0:11.76)	0:12.42 [5] (0:12.42)
Average Speed [km/h]	150.6	66.5	63.6	61.1	57.9
Top Speed [km/h]	66.7	68.7	66.0	63.0	60.0
Avg. Dist. to Rail [m]	2.6	1.1	1.5	0.6	0.9
Avg. Stride Freq. [Hz]	2.5	2.5	2.5	2.4	2.3
Avg. Stride Length [m]	6.6	7.3	7.2	7.1	7.0



- [] Ranking at each section and finish
- .-.- No data available at this section
- NA No data available



Horse/Jockey Name	Pitavago
Final Rank	8
Fastest Section Time (Section)	0:05.32 (Overall)
Top Speed [km/h] (Section)	67.9 (800m)
Race State	Finished



Toowoomba QLD Professional

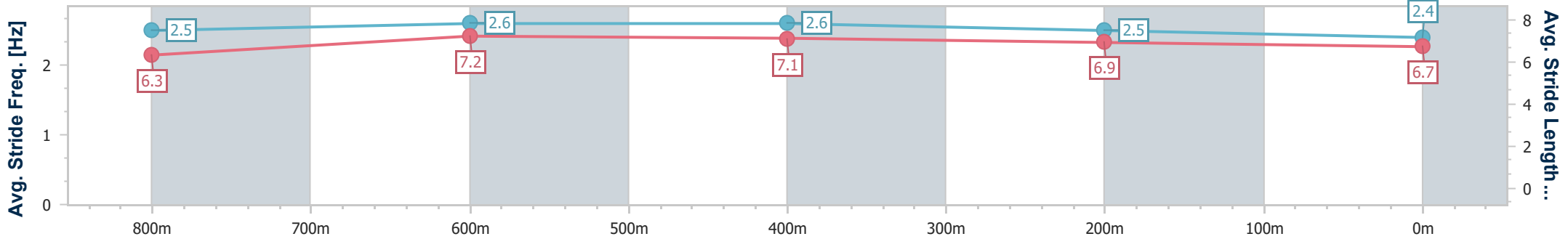
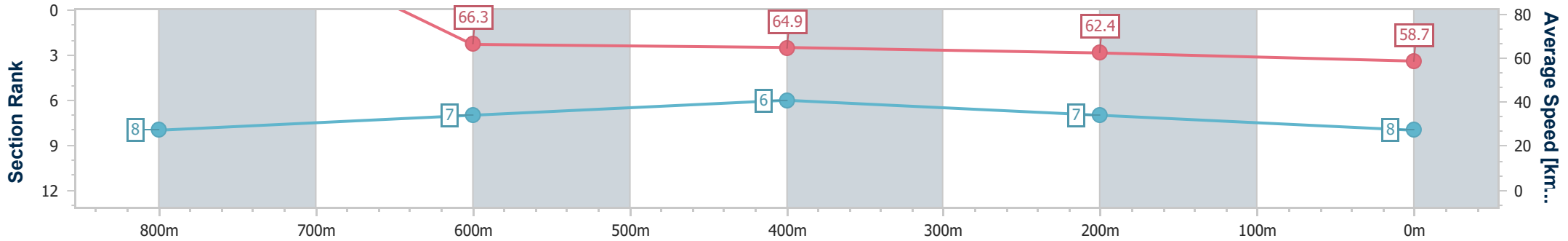
Race 2: RDO EQUIPMENT BENCHMARK 65 Handicap - 1000m

24 August 2024 - 17:22

Track Rating: Good 4, Weather: Fine, Rail Position: +1.5m 1400m-1600m; True Rem



Section	Overall	800m	600m	400m	200m
Section Times	0:51.02 [8] (0:05.32)	0:45.70 [8] (0:10.74)	0:34.96 [7] (0:11.08)	0:23.88 [6] (0:11.65)	0:12.23 [7] (0:12.23)
Average Speed [km/h]	135.4	66.3	64.9	62.4	58.7
Top Speed [km/h]	66.5	67.9	67.2	64.1	60.2
Avg. Dist. to Rail [m]	3.2	1.7	1.5	3.0	4.9
Avg. Stride Freq. [Hz]	2.5	2.6	2.6	2.5	2.4
Avg. Stride Length [m]	6.3	7.2	7.1	6.9	6.7



- [] Ranking at each section and finish
- .-.- No data available at this section
- NA No data available



Horse/Jockey Name	Machine Head
Final Rank	9
Fastest Section Time (Section)	0:04.64 (Overall)
Top Speed [km/h] (Section)	68.3 (800m)
Race State	Finished



Toowoomba QLD Professional

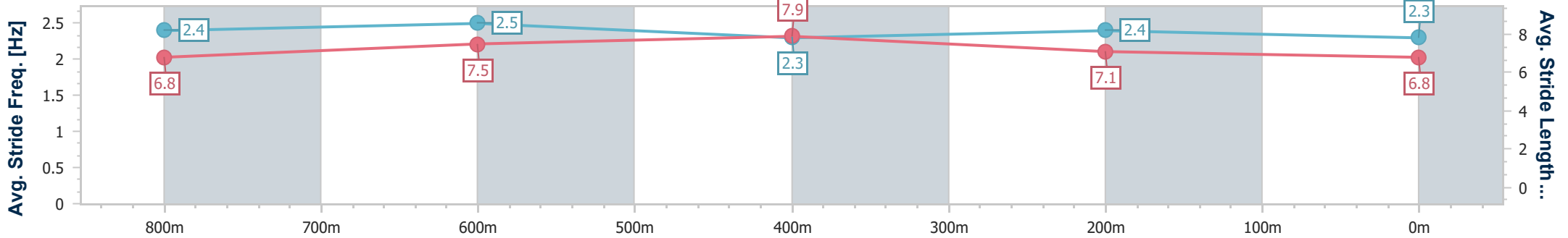
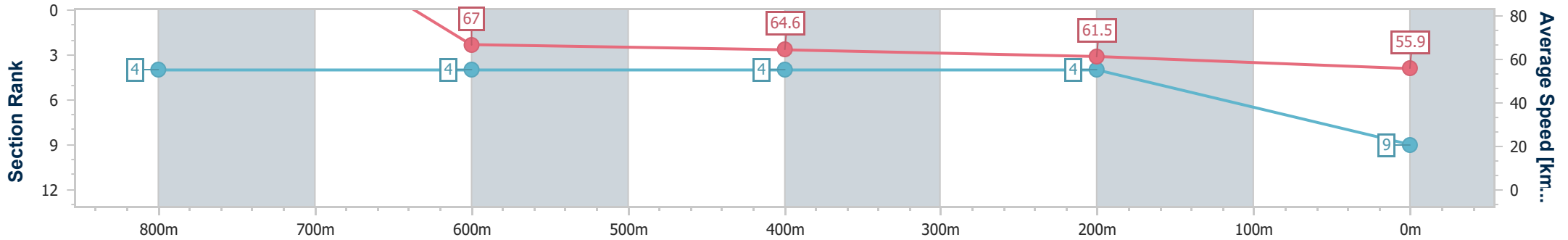
Race 2: RDO EQUIPMENT BENCHMARK 65 Handicap - 1000m

24 August 2024 - 17:22

Track Rating: Good 4, Weather: Fine, Rail Position: +1.5m 1400m-1600m; True Rem



Section	Overall	800m	600m	400m	200m
Section Times	0:51.41 [9] (0:04.64)	0:46.77 [4] (0:10.82)	0:35.95 [4] (0:11.28)	0:24.67 [4] (0:11.84)	0:12.83 [4] (0:12.83)
Average Speed [km/h]	155.7	67.0	64.6	61.5	55.9
Top Speed [km/h]	67.4	68.3	65.9	62.9	59.0
Avg. Dist. to Rail [m]	5.1	1.6	2.1	3.7	6.1
Avg. Stride Freq. [Hz]	2.4	2.5	2.3	2.4	2.3
Avg. Stride Length [m]	6.8	7.5	7.9	7.1	6.8



- [] Ranking at each section and finish
- .-.- No data available at this section
- NA No data available