



# Toowoomba QLD Professional

## Race 4: MONDO CONSTRUCTIONS BENCHMARK 70 Handicap - 1625m

24 August 2024 - 18:40



Track Rating: Good 4, Weather: Fine, Rail Position: +1.5m 1600m-1400m, +0m Remainder

Section	Field Times	Overall	1400m	1200m	1000m	800m	600m	400m	Last 600m				
		1:40.26 (0:15.06)	1:25.20 (0:11.38)	1:13.82 (0:12.28)	1:01.54 (0:12.82)	0:48.72 (0:12.49)	0:36.23 (0:12.25)	0:23.98 (0:12.03)	0:36.23				
Rank	TAB Horse/Jockey	Barrier	Top Speed [km/h]	Fastest Section						Distance Travelled [m]			
1	3 PICKO ROCKS Stacey Callow	3	65.9 1400m	0:11.27 1400m	1:40.26 [1] (0:16.16)	1:24.10 [8] (0:11.27)	1:12.83 [8] (0:12.01)	1:00.82 [7] (0:12.86)	0:47.96 [6] (0:12.20)	0:35.76 [3] (0:11.87)	0:23.89 [3] (0:11.95)	0:35.76	
1	1 THE RIGHT WAY Alisha Donald	2	65.9 Overall	0:11.68 1400m	1:40.26 [1] (0:15.20)	1:25.06 [3] (0:11.68)	1:13.38 [4] (0:12.35)	1:01.03 [4] (0:13.06)	0:47.97 [5] (0:12.24)	0:35.73 [4] (0:12.12)	0:23.61 [6] (0:11.89)	0:35.73	-12
3	5 PERFECT ENCOUNTER Shania Willis	5	67.1 1400m	0:11.52 1400m	1:40.34 [3] (0:15.17)	1:25.17 [2] (0:11.52)	1:13.65 [2] (0:12.27)	1:01.38 [2] (0:12.96)	0:48.42 [2] (0:12.37)	0:36.05 [2] (0:12.07)	0:23.98 [2] (0:11.95)	0:36.05	-10
4	2 LUCKY EXCHANGE Les Tilley	8	65.5 Overall	0:11.45 1400m	1:40.58 [4] (0:15.64)	1:24.94 [6] (0:11.45)	1:13.49 [6] (0:12.22)	1:01.27 [5] (0:12.95)	0:48.32 [4] (0:12.33)	0:35.99 [6] (0:12.02)	0:23.97 [5] (0:11.99)	0:35.99	-3
5	4 START STRUTTING Madeleine Wishart	4	66.4 1400m	0:11.47 1400m	1:40.79 [5] (0:15.51)	1:25.28 [5] (0:11.47)	1:13.81 [5] (0:12.46)	1:01.35 [6] (0:13.00)	0:48.35 [7] (0:12.20)	0:36.15 [7] (0:12.04)	0:24.11 [7] (0:11.99)	0:36.15	-14
6	6 FESTIVAL PRINCE Hannah Phillips	6	66.5 1400m	0:11.49 1400m	1:40.89 [6] (0:15.34)	1:25.55 [4] (0:11.49)	1:14.06 [3] (0:12.24)	1:01.82 [3] (0:12.97)	0:48.85 [3] (0:12.49)	0:36.36 [5] (0:11.96)	0:24.40 [4] (0:12.09)	0:36.36	-3
7	7 RAGING POLE Anthony Allen	1	66.5 1400m	0:11.58 1400m	1:40.99 [7] (0:15.65)	1:25.34 [7] (0:11.58)	1:13.76 [7] (0:12.32)	1:01.44 [8] (0:12.92)	0:48.52 [8] (0:12.30)	0:36.22 [8] (0:12.06)	0:24.16 [8] (0:11.94)	0:36.22	-6
8	8 NO GOING BACK Montanna Savva	9	67.5 Overall	0:11.38 1400m	1:41.53 [8] (0:15.06)	1:26.47 [1] (0:11.38)	1:15.09 [1] (0:12.28)	1:02.81 [1] (0:12.82)	0:49.99 [1] (0:12.49)	0:37.50 [1] (0:12.25)	0:25.25 [1] (0:12.26)	0:37.50	-8

Scratched: Pick Za Beans (#9)

[ ] Ranking at each section and finish  
 -:-:- No data available at this section  
 NA No data available

SCN Saddle cloth number  
 DNF Did not finish  
 DNT Did not track



# Toowoomba QLD Professional

## Race 4: MONDO CONSTRUCTIONS BENCHMARK 70 Handicap - 1625m

24 August 2024 - 18:40



Track Rating: Good 4, Weather: Fine, Rail Position: +1.5m 1600m-1400m, +0m Remainder

Section				200m				Last 600m	
Field Times				0:11.95 (0:11.95)				0:36.23	
Rank	TAB	Horse/Jockey	Barrier	Top Speed [km/h]	Fastest Section	Margin			Distance Travelled [m]
1	3	<b>PICKO ROCKS</b> Stacey Callow	3	65.9 1400m	0:11.27 1400m	0:11.94 [2] (0:11.94)	1:40.26		0:35.76
1	1	<b>THE RIGHT WAY</b> Alisha Donald	2	65.9 Overall	0:11.68 1400m	0:11.72 [4] (0:11.72)	1:40.26		0:35.73 -12
3	5	<b>PERFECT ENCOUNTER</b> Shania Willis	5	67.1 1400m	0:11.52 1400m	0:12.03 [1] (0:12.03)	0.4L		0:36.05 -10
4	2	<b>LUCKY EXCHANGE</b> Les Tilley	8	65.5 Overall	0:11.45 1400m	0:11.98 [6] (0:11.98)	1.7L		0:35.99 -3
5	4	<b>START STRUTTING</b> Madeleine Wishart	4	66.4 1400m	0:11.47 1400m	0:12.12 [7] (0:12.12)	2.7L		0:36.15 -14
6	6	<b>FESTIVAL PRINCE</b> Hannah Phillips	6	66.5 1400m	0:11.49 1400m	0:12.31 [5] (0:12.31)	3.2L		0:36.36 -3
7	7	<b>RAGING POLE</b> Anthony Allen	1	66.5 1400m	0:11.58 1400m	0:12.22 [8] (0:12.22)	3.7L		0:36.22 -6
8	8	<b>NO GOING BACK</b> Montanna Savva	9	67.5 Overall	0:11.38 1400m	0:12.99 [3] (0:12.99)	6.7L		0:37.50 -8

Scratched: Pick Za Beans (#9)

[ ] Ranking at each section and finish  
 -:-:- No data available at this section  
 NA No data available

SCN Saddle cloth number  
 DNF Did not finish  
 DNT Did not track



Horse/Jockey Name	The Right Way
Final Rank	1
Fastest Section Time (Section)	0:11.68 (1400m)
Top Speed [km/h] (Section)	65.9 (Overall)
Race State	Finished



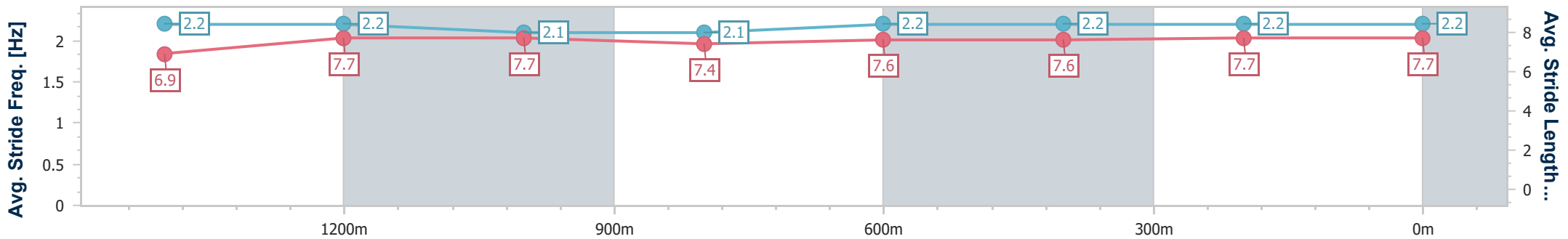
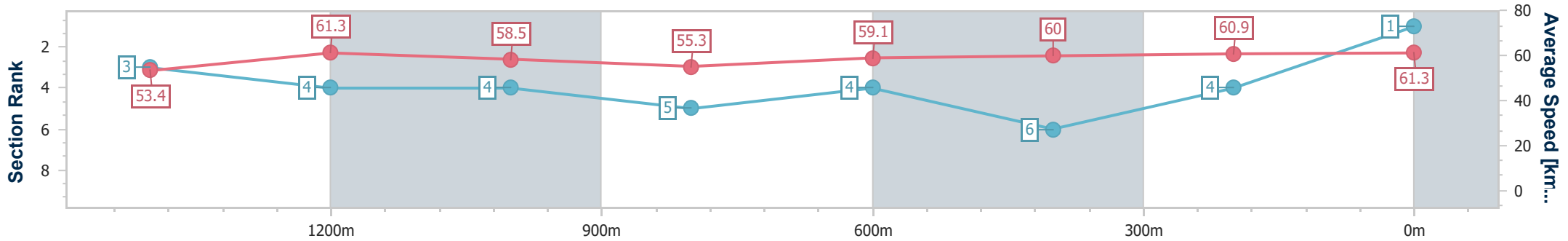
Toowoomba QLD Professional  
Race 4: MONDO CONSTRUCTIONS BENCHMARK 70 Handicap - 1625m



24 August 2024 - 18:40

Track Rating: Good 4, Weather: Fine, Rail Position: +1.5m 1600m-1400m, +0m Remainder

Section	Overall	1400m	1200m	1000m	800m	600m	400m	200m						
Section Times	1:40.26 [1] (0:15.20)	1:25.06 [3] (0:11.68)	1:13.38 [4] (0:12.35)	1:01.03 [4] (0:13.06)	0:47.97 [5] (0:12.24)	0:35.73 [4] (0:12.12)	0:23.61 [6] (0:11.89)	0:11.72 [4] (0:11.72)						
Average Speed [km/h]	53.4	61.3	58.5	55.3	59.1	60.0	60.9	61.3						
Top Speed [km/h]	65.9	65.4	59.7	57.3	60.9	61.0	62.6	62.4						
Avg. Dist. to Rail [m]	3.1	1.2	2.1	1.6	1.1	1.4	1.5	1.6						
Avg. Stride Freq. [Hz]	2.2	2.2	2.1	2.1	2.2	2.2	2.2	2.2						
Avg. Stride Length [m]	6.9	7.7	7.7	7.4	7.6	7.6	7.7	7.7						



- [ ] Ranking at each section and finish
- .-.- No data available at this section
- NA No data available



Horse/Jockey Name	Picko Rocks
Final Rank	1
Fastest Section Time (Section)	0:11.27 (1400m)
Top Speed [km/h] (Section)	65.9 (1400m)
Race State	Finished



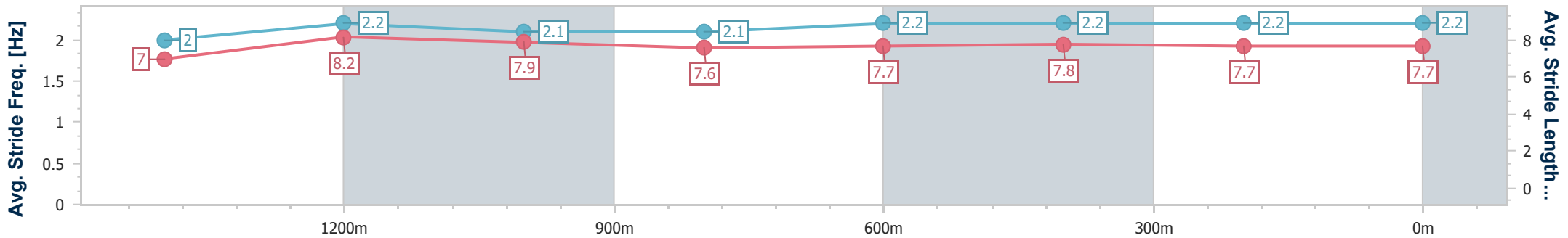
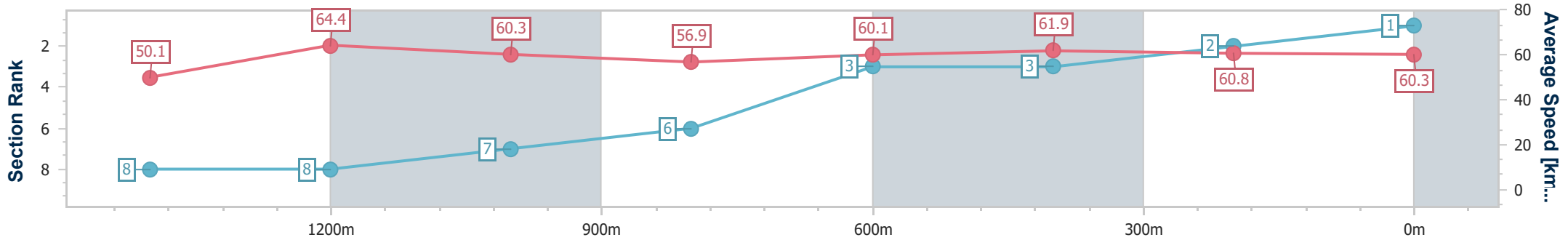
Toowoomba QLD Professional  
Race 4: MONDO CONSTRUCTIONS BENCHMARK 70 Handicap - 1625m



24 August 2024 - 18:40

Track Rating: Good 4, Weather: Fine, Rail Position: +1.5m 1600m-1400m, +0m Remainder

Section	Overall	1400m	1200m	1000m	800m	600m	400m	200m						
Section Times	1:40.26 [1] (0:16.16)	1:24.10 [8] (0:11.27)	1:12.83 [8] (0:12.01)	1:00.82 [7] (0:12.86)	0:47.96 [6] (0:12.20)	0:35.76 [3] (0:11.87)	0:23.89 [3] (0:11.95)	0:11.94 [2] (0:11.94)						
Average Speed [km/h]	50.1	64.4	60.3	56.9	60.1	61.9	60.8	60.3						
Top Speed [km/h]	65.6	65.9	62.0	58.5	61.7	62.7	61.8	61.9						
Avg. Dist. to Rail [m]	3.8	1.6	4.7	5.0	4.6	4.1	2.7	4.9						
Avg. Stride Freq. [Hz]	2.0	2.2	2.1	2.1	2.2	2.2	2.2	2.2						
Avg. Stride Length [m]	7.0	8.2	7.9	7.6	7.7	7.8	7.7	7.7						



- [ ] Ranking at each section and finish
- .-.- No data available at this section
- NA No data available



Horse/Jockey Name	Perfect Encounter
Final Rank	3
Fastest Section Time (Section)	0:11.52 (1400m)
Top Speed [km/h] (Section)	67.1 (1400m)
Race State	Finished



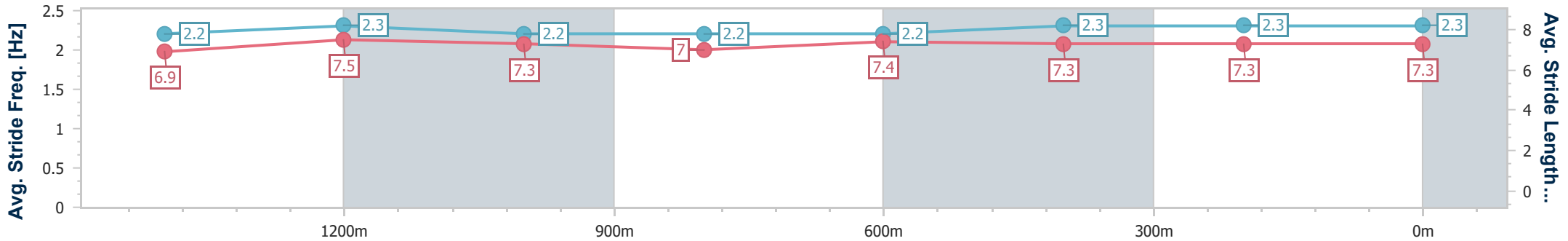
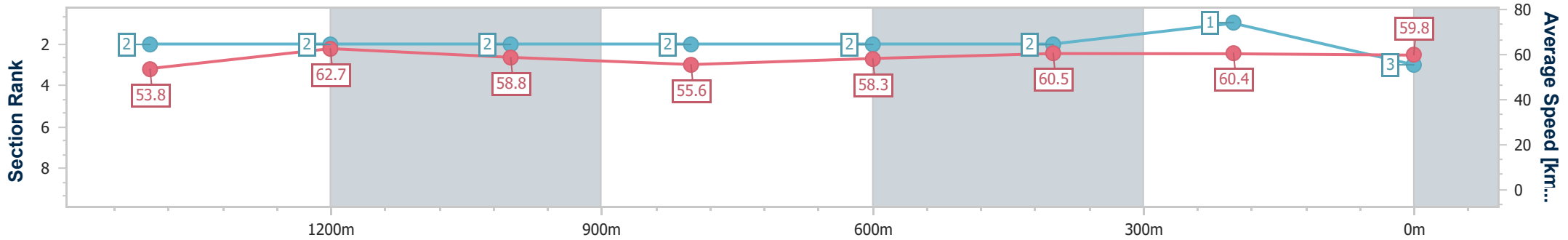
Toowoomba QLD Professional  
Race 4: MONDO CONSTRUCTIONS BENCHMARK 70 Handicap - 1625m



24 August 2024 - 18:40

Track Rating: Good 4, Weather: Fine, Rail Position: +1.5m 1600m-1400m, +0m Remainder

Section	Overall	1400m	1200m	1000m	800m	600m	400m	200m						
Section Times	1:40.34 [3] (0:15.17)	1:25.17 [2] (0:11.52)	1:13.65 [2] (0:12.27)	1:01.38 [2] (0:12.96)	0:48.42 [2] (0:12.37)	0:36.05 [2] (0:12.07)	0:23.98 [2] (0:11.95)	0:12.03 [1] (0:12.03)						
Average Speed [km/h]	53.8	62.7	58.8	55.6	58.3	60.5	60.4	59.8						
Top Speed [km/h]	67.0	67.1	59.7	56.7	60.5	61.2	61.1	61.1						
Avg. Dist. to Rail [m]	5.8	0.8	0.6	0.3	1.2	2.2	1.1	1.4						
Avg. Stride Freq. [Hz]	2.2	2.3	2.2	2.2	2.2	2.3	2.3	2.3						
Avg. Stride Length [m]	6.9	7.5	7.3	7.0	7.4	7.3	7.3	7.3						



- [ ] Ranking at each section and finish
- .-.- No data available at this section
- NA No data available



Horse/Jockey Name	Lucky Exchange
Final Rank	4
Fastest Section Time (Section)	0:11.45 (1400m)
Top Speed [km/h] (Section)	65.5 (Overall)
Race State	Finished



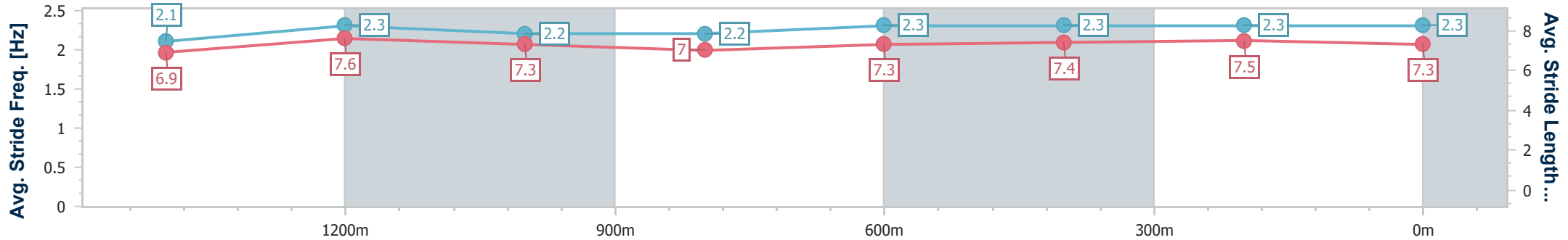
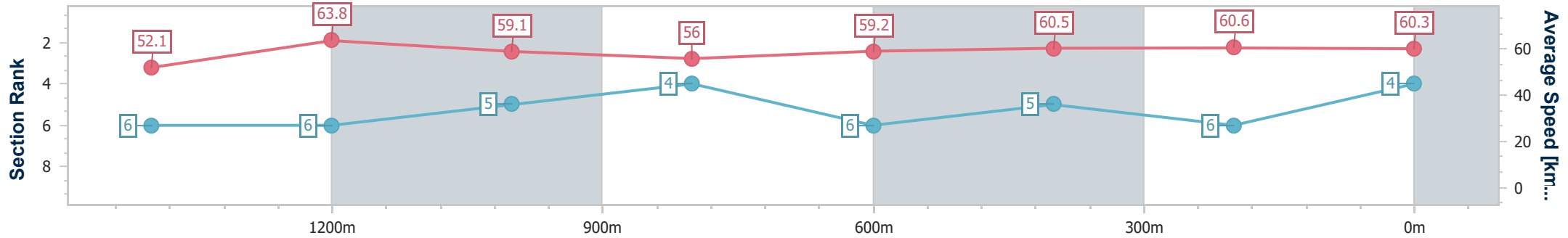
Toowoomba QLD Professional  
Race 4: MONDO CONSTRUCTIONS BENCHMARK 70 Handicap - 1625m



24 August 2024 - 18:40

Track Rating: Good 4, Weather: Fine, Rail Position: +1.5m 1600m-1400m, +0m Remainder

Section	Overall	1400m	1200m	1000m	800m	600m	400m	200m					
Section Times	1:40.58 [4] (0:15.64)	1:24.94 [6] (0:11.45)	1:13.49 [6] (0:12.22)	1:01.27 [5] (0:12.95)	0:48.32 [4] (0:12.33)	0:35.99 [6] (0:12.02)	0:23.97 [5] (0:11.99)	0:11.98 [6] (0:11.98)					
Average Speed [km/h]	52.1	63.8	59.1	56.0	59.2	60.5	60.6	60.3					
Top Speed [km/h]	65.5	65.5	60.9	57.9	61.5	61.4	61.3	61.7					
Avg. Dist. to Rail [m]	5.0	2.7	2.9	2.3	3.3	2.6	2.6	4.5					
Avg. Stride Freq. [Hz]	2.1	2.3	2.2	2.2	2.3	2.3	2.3	2.3					
Avg. Stride Length [m]	6.9	7.6	7.3	7.0	7.3	7.4	7.5	7.3					



- [ ] Ranking at each section and finish
- .-.- No data available at this section
- NA No data available



Horse/Jockey Name	Start Strutting
Final Rank	5
Fastest Section Time (Section)	0:11.47 (1400m)
Top Speed [km/h] (Section)	66.4 (1400m)
Race State	Finished



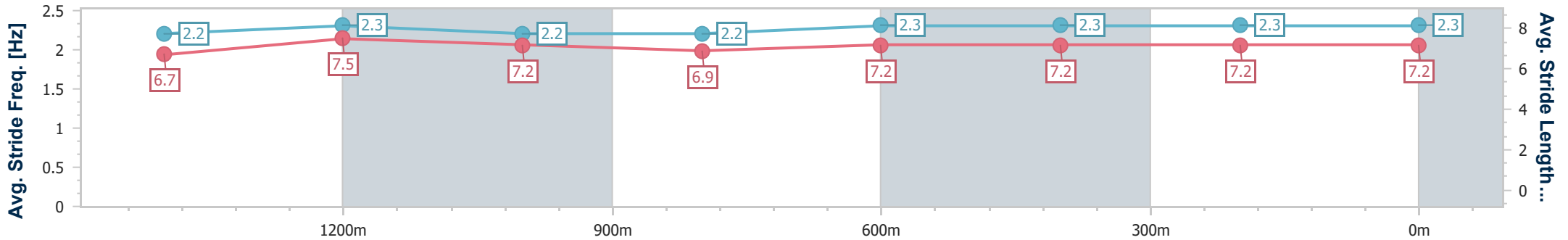
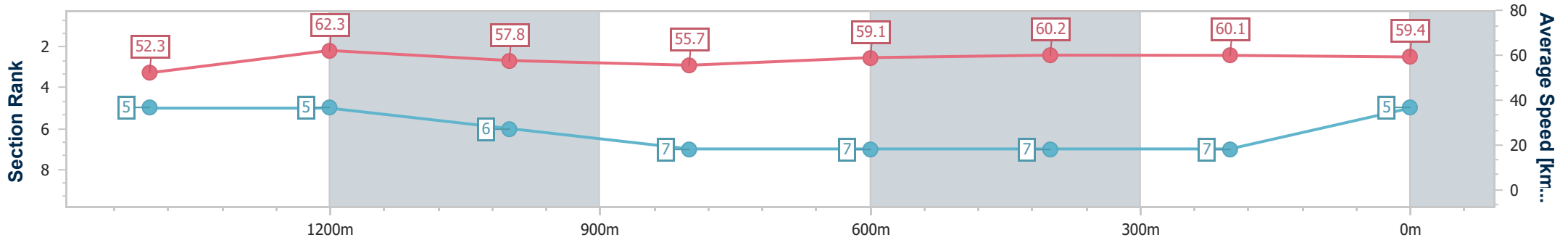
Toowoomba QLD Professional  
Race 4: MONDO CONSTRUCTIONS BENCHMARK 70 Handicap - 1625m



24 August 2024 - 18:40

Track Rating: Good 4, Weather: Fine, Rail Position: +1.5m 1600m-1400m, +0m Remainder

Section	Overall	1400m	1200m	1000m	800m	600m	400m	200m					
Section Times	1:40.79 [5] (0:15.51)	1:25.28 [5] (0:11.47)	1:13.81 [5] (0:12.46)	1:01.35 [6] (0:13.00)	0:48.35 [7] (0:12.20)	0:36.15 [7] (0:12.04)	0:24.11 [7] (0:11.99)	0:12.12 [7] (0:12.12)					
Average Speed [km/h]	52.3	62.3	57.8	55.7	59.1	60.2	60.1	59.4					
Top Speed [km/h]	66.3	66.4	59.0	57.5	60.9	61.5	61.3	60.2					
Avg. Dist. to Rail [m]	3.8	1.5	0.7	1.1	1.5	1.4	0.3	1.7					
Avg. Stride Freq. [Hz]	2.2	2.3	2.2	2.2	2.3	2.3	2.3	2.3					
Avg. Stride Length [m]	6.7	7.5	7.2	6.9	7.2	7.2	7.2	7.2					



- [ ] Ranking at each section and finish
- .-.- No data available at this section
- NA No data available



Horse/Jockey Name	Festival Prince
Final Rank	6
Fastest Section Time (Section)	0:11.49 (1400m)
Top Speed [km/h] (Section)	66.5 (1400m)
Race State	Finished



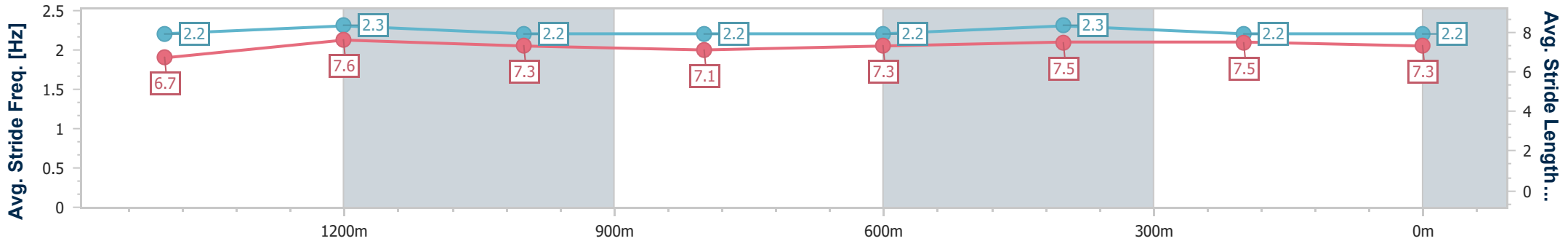
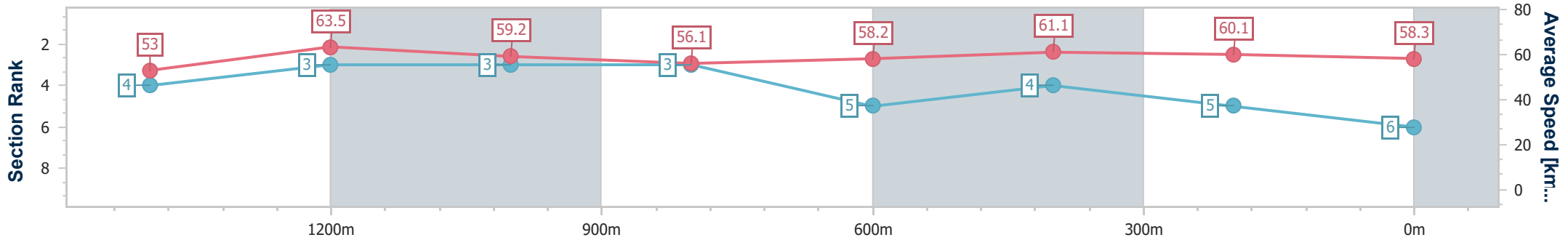
Toowoomba QLD Professional  
Race 4: MONDO CONSTRUCTIONS BENCHMARK 70 Handicap - 1625m



24 August 2024 - 18:40

Track Rating: Good 4, Weather: Fine, Rail Position: +1.5m 1600m-1400m, +0m Remainder

Section	Overall	1400m	1200m	1000m	800m	600m	400m	200m					
Section Times	1:40.89 [6] (0:15.34)	1:25.55 [4] (0:11.49)	1:14.06 [3] (0:12.24)	1:01.82 [3] (0:12.97)	0:48.85 [3] (0:12.49)	0:36.36 [5] (0:11.96)	0:24.40 [4] (0:12.09)	0:12.31 [5] (0:12.31)					
Average Speed [km/h]	53.0	63.5	59.2	56.1	58.2	61.1	60.1	58.3					
Top Speed [km/h]	66.5	66.5	61.1	58.3	60.3	61.9	61.6	59.4					
Avg. Dist. to Rail [m]	4.6	2.0	3.2	3.0	3.5	2.9	2.4	2.6					
Avg. Stride Freq. [Hz]	2.2	2.3	2.2	2.2	2.2	2.3	2.2	2.2					
Avg. Stride Length [m]	6.7	7.6	7.3	7.1	7.3	7.5	7.5	7.3					



- [ ] Ranking at each section and finish
- .-.- No data available at this section
- NA No data available





Horse/Jockey Name	Raging Pole
Final Rank	7
Fastest Section Time (Section)	0:11.58 (1400m)
Top Speed [km/h] (Section)	66.5 (1400m)
Race State	Finished



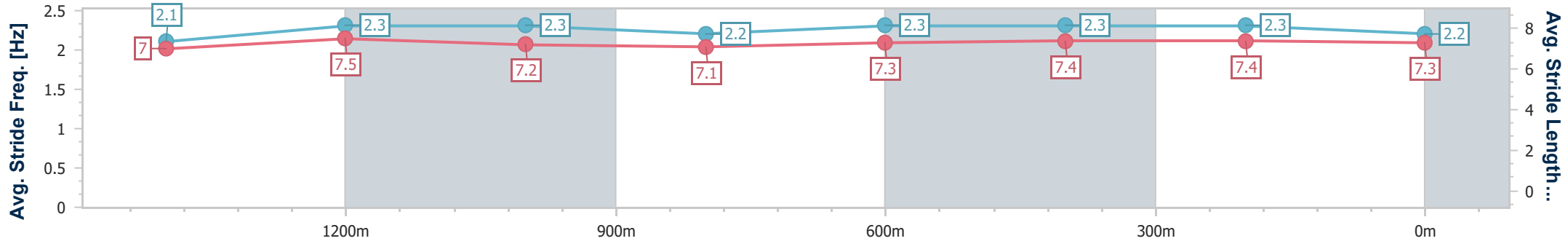
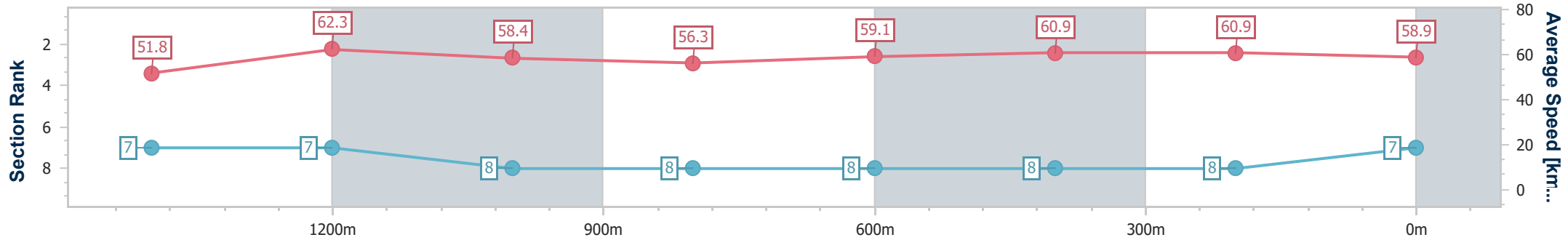
Toowoomba QLD Professional  
Race 4: MONDO CONSTRUCTIONS BENCHMARK 70 Handicap - 1625m



24 August 2024 - 18:40

Track Rating: Good 4, Weather: Fine, Rail Position: +1.5m 1600m-1400m, +0m Remainder

Section	Overall	1400m	1200m	1000m	800m	600m	400m	200m						
Section Times	1:40.99 [7] (0:15.65)	1:25.34 [7] (0:11.58)	1:13.76 [7] (0:12.32)	1:01.44 [8] (0:12.92)	0:48.52 [8] (0:12.30)	0:36.22 [8] (0:12.06)	0:24.16 [8] (0:11.94)	0:12.22 [8] (0:12.22)						
Average Speed [km/h]	51.8	62.3	58.4	56.3	59.1	60.9	60.9	58.9						
Top Speed [km/h]	64.9	66.5	60.2	57.7	60.5	61.7	62.5	60.6						
Avg. Dist. to Rail [m]	2.3	1.3	2.4	2.5	3.2	3.3	3.9	6.3						
Avg. Stride Freq. [Hz]	2.1	2.3	2.3	2.2	2.3	2.3	2.3	2.2						
Avg. Stride Length [m]	7.0	7.5	7.2	7.1	7.3	7.4	7.4	7.3						



- [ ] Ranking at each section and finish
- .-.- No data available at this section
- NA No data available



Horse/Jockey Name	No Going Back
Final Rank	8
Fastest Section Time (Section)	0:11.38 (1400m)
Top Speed [km/h] (Section)	67.5 (Overall)
Race State	Finished



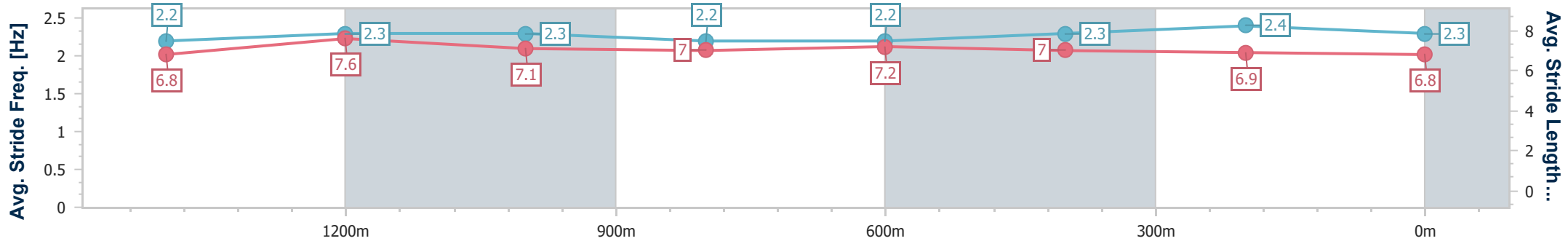
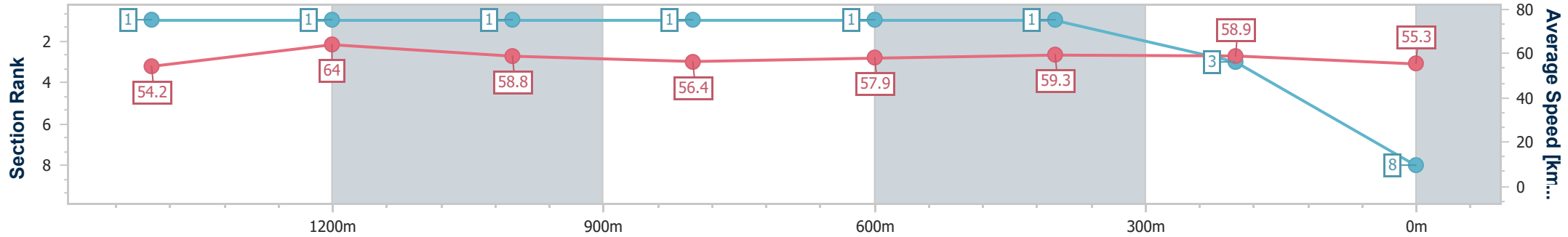
Toowoomba QLD Professional  
Race 4: MONDO CONSTRUCTIONS BENCHMARK 70 Handicap - 1625m



24 August 2024 - 18:40

Track Rating: Good 4, Weather: Fine, Rail Position: +1.5m 1600m-1400m, +0m Remainder

Section	Overall	1400m	1200m	1000m	800m	600m	400m	200m						
Section Times	1:41.53 [8] (0:15.06)	1:26.47 [1] (0:11.38)	1:15.09 [1] (0:12.28)	1:02.81 [1] (0:12.82)	0:49.99 [1] (0:12.49)	0:37.50 [1] (0:12.25)	0:25.25 [1] (0:12.26)	0:12.99 [3] (0:12.99)						
Average Speed [km/h]	54.2	64.0	58.8	56.4	57.9	59.3	58.9	55.3						
Top Speed [km/h]	67.5	67.5	60.5	57.5	58.7	60.0	60.3	58.7						
Avg. Dist. to Rail [m]	6.4	2.3	0.9	0.7	1.8	1.3	0.7	0.5						
Avg. Stride Freq. [Hz]	2.2	2.3	2.3	2.2	2.2	2.3	2.4	2.3						
Avg. Stride Length [m]	6.8	7.6	7.1	7.0	7.2	7.0	6.9	6.8						



- [ ] Ranking at each section and finish
- .-.- No data available at this section
- NA No data available