



Toowoomba QLD Professional  
 Race 6: AREK FUEL Class 2 Handicap - 2000m  
 24 August 2024 - 19:50



Track Rating: Good 4, Weather: Fine, Rail Position: +1.5m 1600m-1400m, +0m Remainder

Section													Overall	1800m	1600m	1400m	1200m	1000m	800m	Last 600m
Field Times													2:05.69 (0:14.08)	1:51.61 (0:11.60)	1:40.01 (0:11.34)	1:28.67 (0:11.47)	1:17.20 (0:12.54)	1:04.66 (0:13.38)	0:51.28 (0:13.10)	0:38.18
Rank	TAB	Horse/Jockey	Barrier	Top Speed [km/h]	Fastest Section								Distance Travelled [m]							
1	1	<b>VISUAL ELEMENT</b> Les Tilley	4	64.9 1800m	0:11.29 1600m	2:05.69 [1] (0:14.74)	1:50.95 [8] (0:11.39)	1:39.56 [7] (0:11.29)	1:28.27 [6] (0:11.96)	1:16.31 [7] (0:12.60)	1:03.71 [7] (0:13.43)	0:50.28 [7] (0:12.43)	0:37.85							
2	6	<b>ZOU ZOUAMORE</b> Bailey Wheeler	9	66.7 1800m	0:11.37 1600m	2:05.74 [2] (0:14.25)	1:51.49 [4] (0:11.43)	1:40.06 [1] (0:11.37)	1:28.69 [2] (0:11.98)	1:16.71 [4] (0:12.52)	1:04.19 [4] (0:13.42)	0:50.77 [4] (0:12.64)	0:38.13 +0							
3	8	<b>ANOTHER DAZZLER</b> Karl Zechner	6	63.7 1600m	0:11.55 1600m	2:05.78 [3] (0:14.38)	1:51.40 [5] (0:11.73)	1:39.67 [6] (0:11.55)	1:28.12 [8] (0:11.97)	1:16.15 [8] (0:12.45)	1:03.70 [8] (0:13.36)	0:50.34 [8] (0:12.72)	0:37.62 +2							
4	4	<b>LEERY</b> Madeleine Wishart	3	64.7 1600m	0:11.30 1600m	2:05.81 [4] (0:14.69)	1:51.12 [7] (0:11.45)	1:39.67 [8] (0:11.30)	1:28.37 [7] (0:11.80)	1:16.57 [6] (0:12.43)	1:04.14 [5] (0:13.47)	0:50.67 [5] (0:12.77)	0:37.90 -7							
5	5	<b>HOTZINO</b> Anthony Allen	2	64.5 1600m	0:11.28 1600m	2:06.68 [5] (0:14.23)	1:52.45 [3] (0:11.55)	1:40.90 [3] (0:11.28)	1:29.62 [3] (0:12.01)	1:17.61 [5] (0:12.64)	1:04.97 [6] (0:13.44)	0:51.53 [6] (0:12.79)	0:38.74 +6							
6	7	<b>MISSAYTER</b> Luke Tarrant	7	64.6 1600m	0:11.32 1600m	2:08.08 [6] (0:14.12)	1:53.96 [2] (0:11.71)	1:42.25 [4] (0:11.32)	1:30.93 [5] (0:11.78)	1:19.15 [3] (0:12.44)	1:06.71 [3] (0:13.43)	0:53.28 [3] (0:13.03)	0:40.25 -5							
7	2	<b>CONEY ISLAND BABY</b> Brooke Ainsworth	1	64.8 Overall	0:11.32 1600m	2:08.33 [7] (0:14.08)	1:54.25 [1] (0:11.62)	1:42.63 [2] (0:11.32)	1:31.31 [1] (0:11.47)	1:19.84 [1] (0:12.54)	1:07.30 [1] (0:13.38)	0:53.92 [1] (0:13.10)	0:40.82 -10							
8	9	<b>GIRRAMAY</b> Amy Graham	5	66.3 1600m	0:11.09 1600m	2:08.35 [8] (0:14.68)	1:53.67 [6] (0:11.30)	1:42.37 [5] (0:11.09)	1:31.28 [4] (0:11.68)	1:19.60 [2] (0:12.51)	1:07.09 [2] (0:13.41)	0:53.68 [2] (0:12.93)	0:40.75 +4							

Scratched: Brave Deel (#3)

[ ] Ranking at each section and finish  
 -:-:- No data available at this section  
 NA No data available

SCN Saddle cloth number  
 DNF Did not finish  
 DNT Did not track



# Toowoomba QLD Professional

## Race 6: AREK FUEL Class 2 Handicap - 2000m

24 August 2024 - 19:50



Track Rating: Good 4, Weather: Fine, Rail Position: +1.5m 1600m-1400m, +0m Remainder

Section				600m	400m	200m			Last 600m		
Field Times				0:38.18 (0:12.41)	0:25.77 (0:12.74)	0:13.03 (0:13.03)			0:38.18		
Rank	TAB	Horse/Jockey	Barrier	Top Speed [km/h]	Fastest Section	Margin			Distance Travelled [m]		
1	1	<b>VISUAL ELEMENT</b> Les Tilley	4	64.9 1800m	0:11.29 1600m	0:37.85 [5] (0:12.29)	0:25.56 [2] (0:12.53)	0:13.03 [1] (0:13.03)	2:05.69	0:37.85	
2	6	<b>ZOU ZOUAMORE</b> Bailey Wheeler	9	66.7 1800m	0:11.37 1600m	0:38.13 [3] (0:12.31)	0:25.82 [1] (0:12.80)	0:13.02 [2] (0:13.02)	0.2L	0:38.13	+0
3	8	<b>ANOTHER DAZZLER</b> Karl Zechner	6	63.7 1600m	0:11.55 1600m	0:37.62 [8] (0:12.46)	0:25.16 [5] (0:12.62)	0:12.54 [4] (0:12.54)	0.4L	0:37.62	+2
4	4	<b>LEERY</b> Madeleine Wishart	3	64.7 1600m	0:11.30 1600m	0:37.90 [6] (0:12.58)	0:25.32 [3] (0:12.58)	0:12.74 [3] (0:12.74)	0.5L	0:37.90	-7
5	5	<b>HOTZINO</b> Anthony Allen	2	64.5 1600m	0:11.28 1600m	0:38.74 [7] (0:12.90)	0:25.84 [8] (0:12.99)	0:12.85 [5] (0:12.85)	5.5L	0:38.74	+6
6	7	<b>MISSAYTER</b> Luke Tarrant	7	64.6 1600m	0:11.32 1600m	0:40.25 [4] (0:12.99)	0:27.26 [7] (0:13.30)	0:13.96 [6] (0:13.96)	13.8L	0:40.25	-5
7	2	<b>CONEY ISLAND BABY</b> Brooke Ainsworth	1	64.8 Overall	0:11.32 1600m	0:40.82 [1] (0:13.16)	0:27.66 [6] (0:13.56)	0:14.10 [8] (0:14.10)	15.1L	0:40.82	-10
8	9	<b>GIRRAMAY</b> Amy Graham	5	66.3 1600m	0:11.09 1600m	0:40.75 [2] (0:12.96)	0:27.79 [4] (0:13.57)	0:14.22 [7] (0:14.22)	15.2L	0:40.75	+4

Scratched: Brave Deel (#3)



Horse/Jockey Name	Visual Element
Final Rank	1
Fastest Section Time (Section)	0:11.29 (1600m)
Top Speed [km/h] (Section)	64.9 (1800m)
Race State	Finished



### Toowoomba QLD Professional

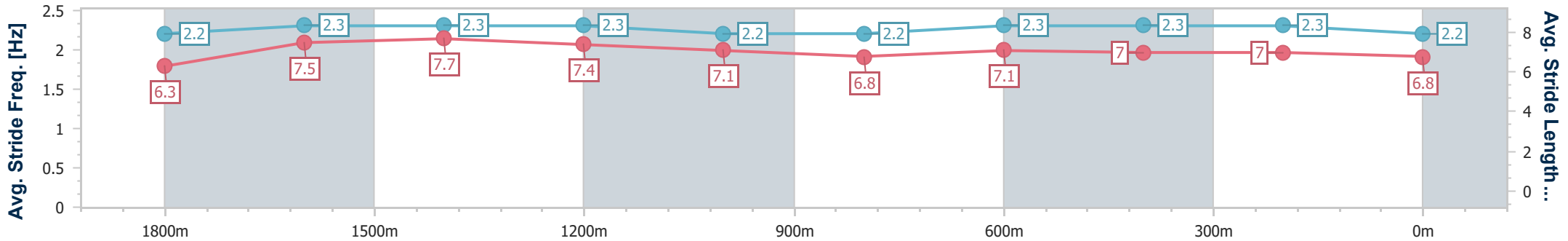
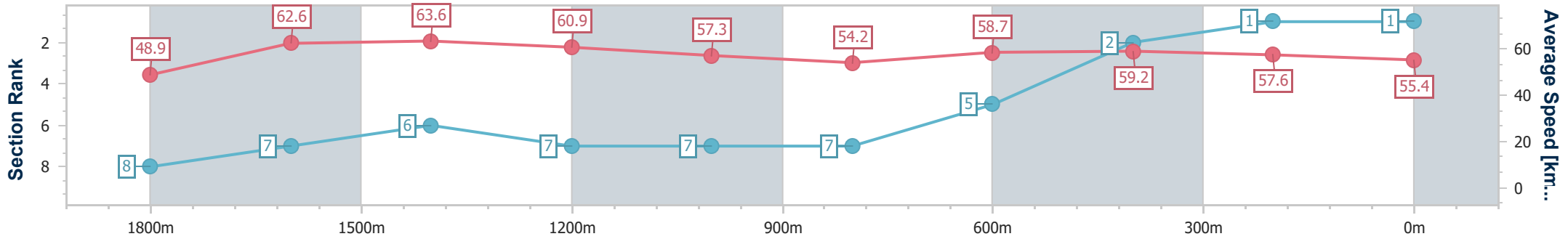
#### Race 6: AREK FUEL Class 2 Handicap - 2000m

24 August 2024 - 19:50

Track Rating: Good 4, Weather: Fine, Rail Position: +1.5m 1600m-1400m, +0m Remainder



Section	Overall	1800m	1600m	1400m	1200m	1000m	800m	600m	400m	200m
Section Times	2:05.69 [1] (0:14.74)	1:50.95 [8] (0:11.39)	1:39.56 [7] (0:11.29)	1:28.27 [6] (0:11.96)	1:16.31 [7] (0:12.60)	1:03.71 [7] (0:13.43)	0:50.28 [7] (0:12.43)	0:37.85 [5] (0:12.29)	0:25.56 [2] (0:12.53)	0:13.03 [1] (0:13.03)
Average Speed [km/h]	48.9	62.6	63.6	60.9	57.3	54.2	58.7	59.2	57.6	55.4
Top Speed [km/h]	64.9	64.9	64.7	63.7	59.6	57.3	60.4	60.6	58.8	56.6
Avg. Dist. to Rail [m]	1.8	1.9	1.0	2.2	3.4	3.4	3.7	2.1	1.6	3.2
Avg. Stride Freq. [Hz]	2.2	2.3	2.3	2.3	2.2	2.2	2.3	2.3	2.3	2.2
Avg. Stride Length [m]	6.3	7.5	7.7	7.4	7.1	6.8	7.1	7.0	7.0	6.8



- [ ] Ranking at each section and finish
- .-.- No data available at this section
- NA No data available



Horse/Jockey Name	Zou Zouamore
Final Rank	2
Fastest Section Time (Section)	0:11.37 (1600m)
Top Speed [km/h] (Section)	66.7 (1800m)
Race State	Finished



Toowoomba QLD Professional

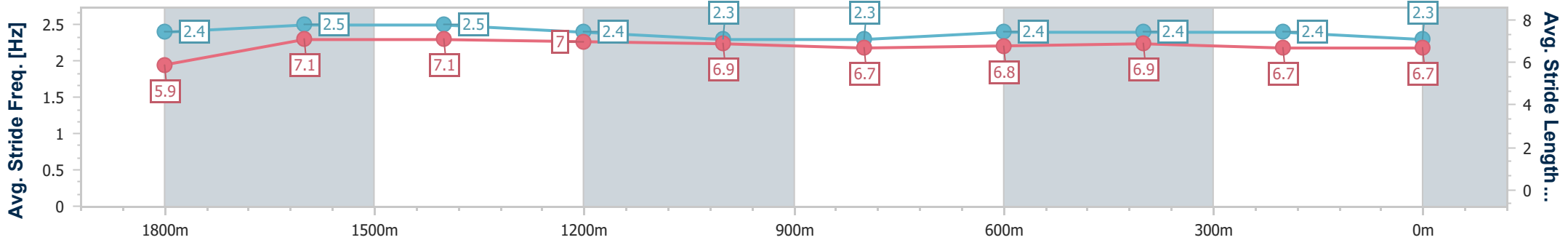
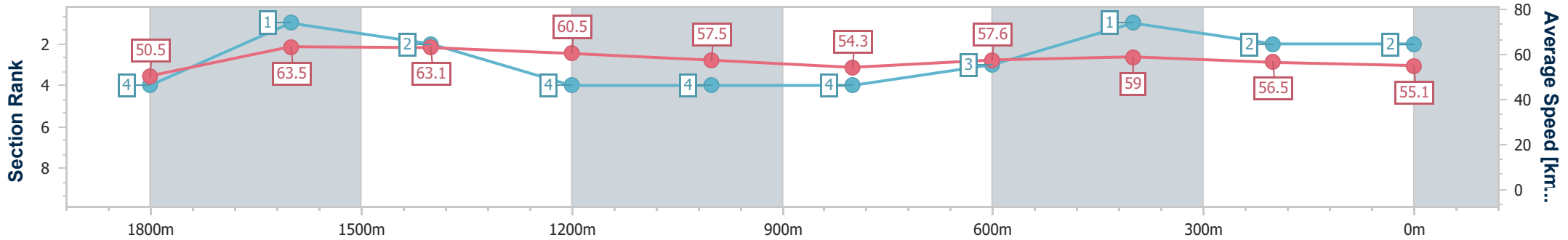
Race 6: AREK FUEL Class 2 Handicap - 2000m



24 August 2024 - 19:50

Track Rating: Good 4, Weather: Fine, Rail Position: +1.5m 1600m-1400m, +0m Remainder

Section	Overall	1800m	1600m	1400m	1200m	1000m	800m	600m	400m	200m
Section Times	2:05.74 [2] (0:14.25)	1:51.49 [4] (0:11.43)	1:40.06 [1] (0:11.37)	1:28.69 [2] (0:11.98)	1:16.71 [4] (0:12.52)	1:04.19 [4] (0:13.42)	0:50.77 [4] (0:12.64)	0:38.13 [3] (0:12.31)	0:25.82 [1] (0:12.80)	0:13.02 [2] (0:13.02)
Average Speed [km/h]	50.5	63.5	63.1	60.5	57.5	54.3	57.6	59.0	56.5	55.1
Top Speed [km/h]	66.6	66.7	64.4	61.9	60.1	55.5	60.4	60.7	57.8	55.6
Avg. Dist. to Rail [m]	7.7	1.6	0.4	0.9	2.4	3.4	3.7	1.3	1.8	2.4
Avg. Stride Freq. [Hz]	2.4	2.5	2.5	2.4	2.3	2.3	2.4	2.4	2.4	2.3
Avg. Stride Length [m]	5.9	7.1	7.1	7.0	6.9	6.7	6.8	6.9	6.7	6.7



- [ ] Ranking at each section and finish
- .-.- No data available at this section
- NA No data available



Horse/Jockey Name	Another Dazzler
Final Rank	3
Fastest Section Time (Section)	0:11.55 (1600m)
Top Speed [km/h] (Section)	63.7 (1600m)
Race State	Finished



Toowoomba QLD Professional

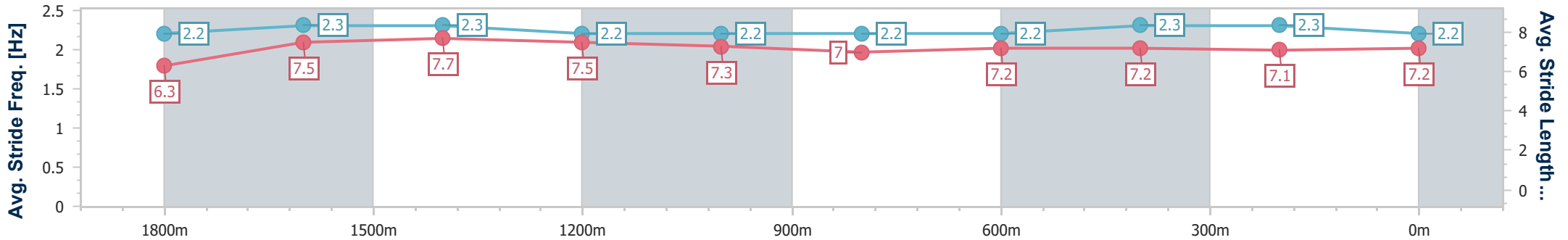
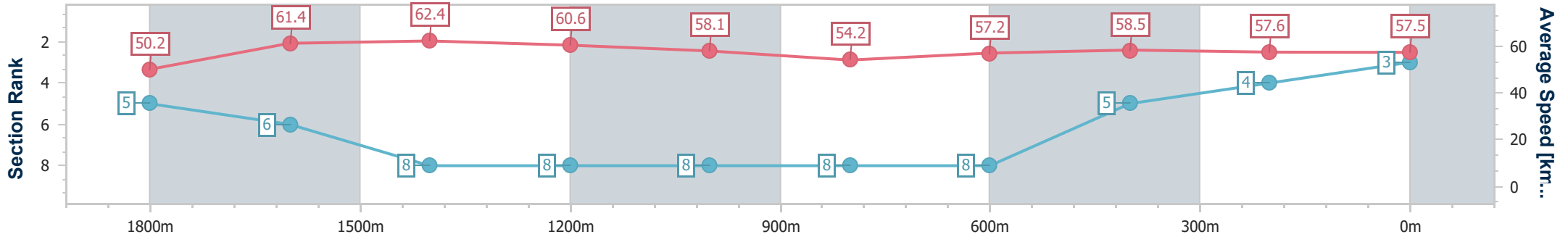
Race 6: AREK FUEL Class 2 Handicap - 2000m

24 August 2024 - 19:50

Track Rating: Good 4, Weather: Fine, Rail Position: +1.5m 1600m-1400m, +0m Remainder



Section	Overall	1800m	1600m	1400m	1200m	1000m	800m	600m	400m	200m
Section Times	2:05.78 [3] (0:14.38)	1:51.40 [5] (0:11.73)	1:39.67 [6] (0:11.55)	1:28.12 [8] (0:11.97)	1:16.15 [8] (0:12.45)	1:03.70 [8] (0:13.36)	0:50.34 [8] (0:12.72)	0:37.62 [8] (0:12.46)	0:25.16 [5] (0:12.62)	0:12.54 [4] (0:12.54)
Average Speed [km/h]	50.2	61.4	62.4	60.6	58.1	54.2	57.2	58.5	57.6	57.5
Top Speed [km/h]	63.6	63.4	63.7	63.4	59.7	55.7	59.8	59.6	58.3	57.9
Avg. Dist. to Rail [m]	3.8	0.7	0.8	1.5	2.0	2.0	2.1	2.7	3.6	5.6
Avg. Stride Freq. [Hz]	2.2	2.3	2.3	2.2	2.2	2.2	2.2	2.3	2.3	2.2
Avg. Stride Length [m]	6.3	7.5	7.7	7.5	7.3	7.0	7.2	7.2	7.1	7.2



- [ ] Ranking at each section and finish
- .-.- No data available at this section
- NA No data available



Horse/Jockey Name	Leery
Final Rank	4
Fastest Section Time (Section)	0:11.30 (1600m)
Top Speed [km/h] (Section)	64.7 (1600m)
Race State	Finished



### Toowoomba QLD Professional

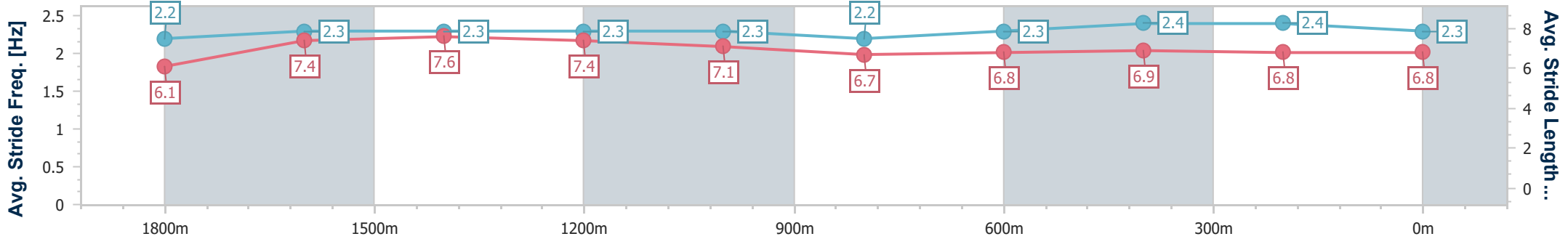
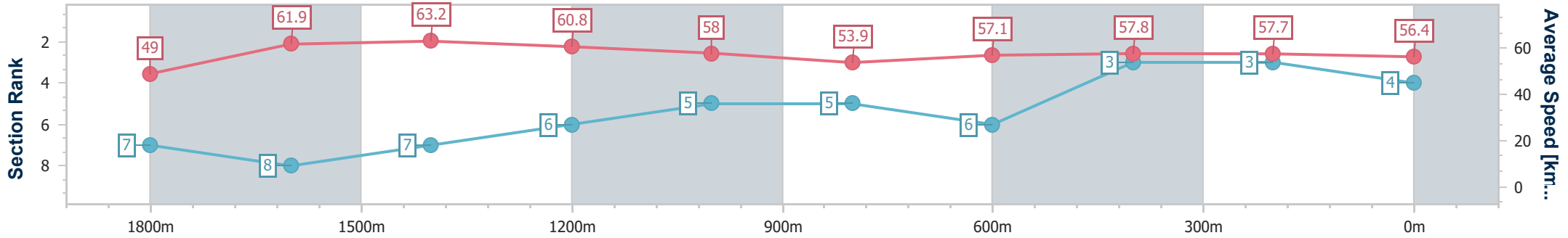
#### Race 6: AREK FUEL Class 2 Handicap - 2000m

24 August 2024 - 19:50

Track Rating: Good 4, Weather: Fine, Rail Position: +1.5m 1600m-1400m, +0m Remainder



Section	Overall	1800m	1600m	1400m	1200m	1000m	800m	600m	400m	200m
Section Times	2:05.81 [4] (0:14.69)	1:51.12 [7] (0:11.45)	1:39.67 [8] (0:11.30)	1:28.37 [7] (0:11.80)	1:16.57 [6] (0:12.43)	1:04.14 [5] (0:13.47)	0:50.67 [5] (0:12.77)	0:37.90 [6] (0:12.58)	0:25.32 [3] (0:12.58)	0:12.74 [3] (0:12.74)
Average Speed [km/h]	49.0	61.9	63.2	60.8	58.0	53.9	57.1	57.8	57.7	56.4
Top Speed [km/h]	63.8	64.4	64.7	63.3	60.3	54.6	60.0	59.4	58.9	57.3
Avg. Dist. to Rail [m]	1.3	3.0	2.6	1.2	2.5	2.7	2.6	2.8	2.2	3.5
Avg. Stride Freq. [Hz]	2.2	2.3	2.3	2.3	2.3	2.2	2.3	2.4	2.4	2.3
Avg. Stride Length [m]	6.1	7.4	7.6	7.4	7.1	6.7	6.8	6.9	6.8	6.8



- [ ] Ranking at each section and finish
- .-.- No data available at this section
- NA No data available



Horse/Jockey Name	Hotzino
Final Rank	5
Fastest Section Time (Section)	0:11.28 (1600m)
Top Speed [km/h] (Section)	64.5 (1600m)
Race State	Finished



### Toowoomba QLD Professional

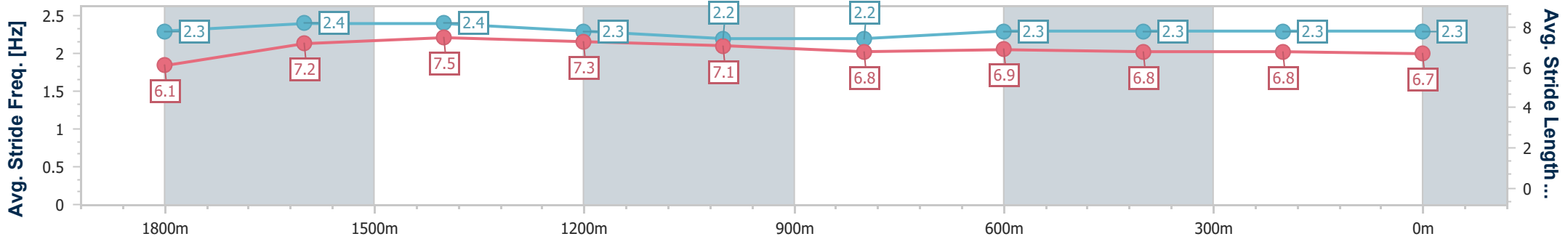
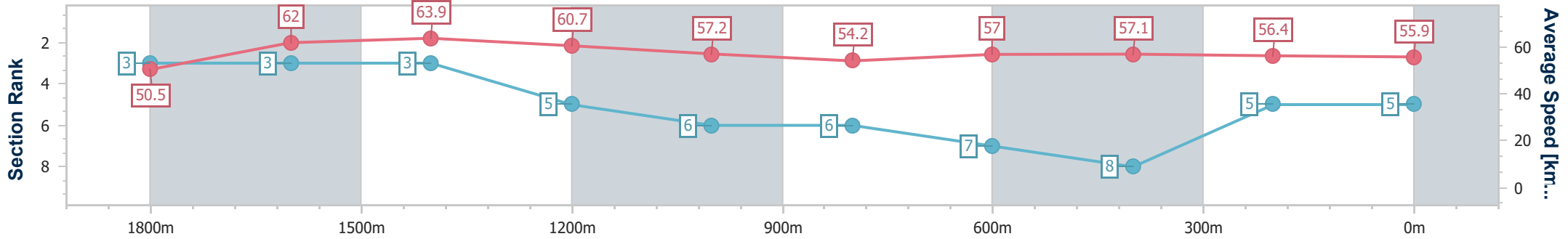
#### Race 6: AREK FUEL Class 2 Handicap - 2000m

24 August 2024 - 19:50

Track Rating: Good 4, Weather: Fine, Rail Position: +1.5m 1600m-1400m, +0m Remainder



Section	Overall	1800m	1600m	1400m	1200m	1000m	800m	600m	400m	200m
Section Times	2:06.68 [5] (0:14.23)	1:52.45 [3] (0:11.55)	1:40.90 [3] (0:11.28)	1:29.62 [3] (0:12.01)	1:17.61 [5] (0:12.64)	1:04.97 [6] (0:13.44)	0:51.53 [6] (0:12.79)	0:38.74 [7] (0:12.90)	0:25.84 [8] (0:12.99)	0:12.85 [5] (0:12.85)
Average Speed [km/h]	50.5	62.0	63.9	60.7	57.2	54.2	57.0	57.1	56.4	55.9
Top Speed [km/h]	64.3	63.9	64.5	62.3	59.2	55.6	58.5	58.2	57.0	56.3
Avg. Dist. to Rail [m]	1.6	0.9	0.8	2.3	3.4	3.2	3.5	4.7	4.0	4.5
Avg. Stride Freq. [Hz]	2.3	2.4	2.4	2.3	2.2	2.2	2.3	2.3	2.3	2.3
Avg. Stride Length [m]	6.1	7.2	7.5	7.3	7.1	6.8	6.9	6.8	6.8	6.7



- [ ] Ranking at each section and finish
- .-.- No data available at this section
- NA No data available



Horse/Jockey Name	Missayter
Final Rank	6
Fastest Section Time (Section)	0:11.32 (1600m)
Top Speed [km/h] (Section)	64.6 (1600m)
Race State	Finished



Toowoomba QLD Professional

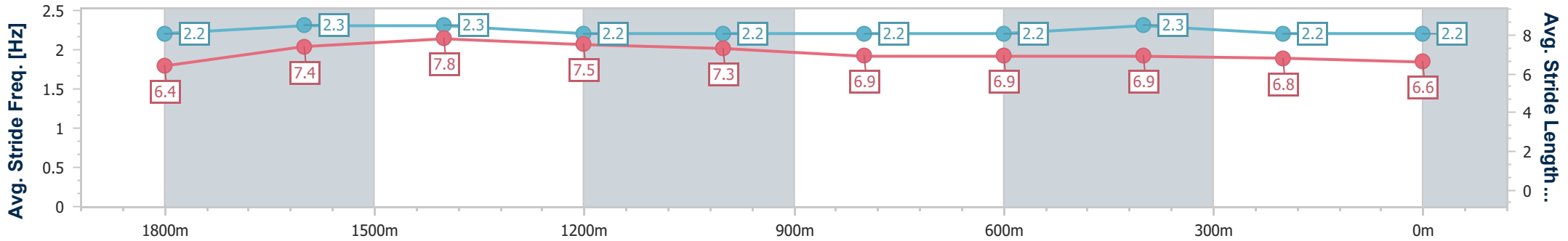
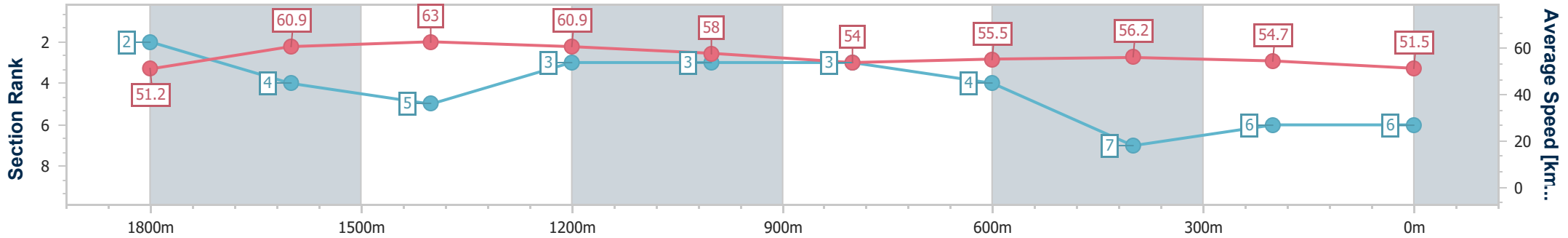
Race 6: AREK FUEL Class 2 Handicap - 2000m

24 August 2024 - 19:50

Track Rating: Good 4, Weather: Fine, Rail Position: +1.5m 1600m-1400m, +0m Remainder



Section	Overall	1800m	1600m	1400m	1200m	1000m	800m	600m	400m	200m
Section Times	2:08.08 [6] (0:14.12)	1:53.96 [2] (0:11.71)	1:42.25 [4] (0:11.32)	1:30.93 [5] (0:11.78)	1:19.15 [3] (0:12.44)	1:06.71 [3] (0:13.43)	0:53.28 [3] (0:13.03)	0:40.25 [4] (0:12.99)	0:27.26 [7] (0:13.30)	0:13.96 [6] (0:13.96)
Average Speed [km/h]	51.2	60.9	63.0	60.9	58.0	54.0	55.5	56.2	54.7	51.5
Top Speed [km/h]	64.4	62.6	64.6	61.9	60.0	55.1	57.3	57.5	55.4	53.2
Avg. Dist. to Rail [m]	4.6	1.8	1.8	0.7	1.1	1.4	2.2	2.4	2.8	4.5
Avg. Stride Freq. [Hz]	2.2	2.3	2.3	2.2	2.2	2.2	2.2	2.3	2.2	2.2
Avg. Stride Length [m]	6.4	7.4	7.8	7.5	7.3	6.9	6.9	6.9	6.8	6.6



- [ ] Ranking at each section and finish
- .-.- No data available at this section
- NA No data available





Horse/Jockey Name	Coney Island Baby
Final Rank	7
Fastest Section Time (Section)	0:11.32 (1600m)
Top Speed [km/h] (Section)	64.8 (Overall)
Race State	Finished



Toowoomba QLD Professional

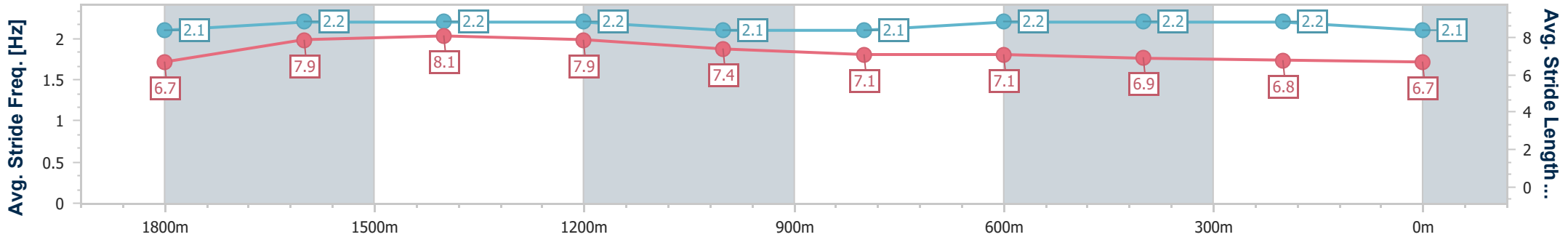
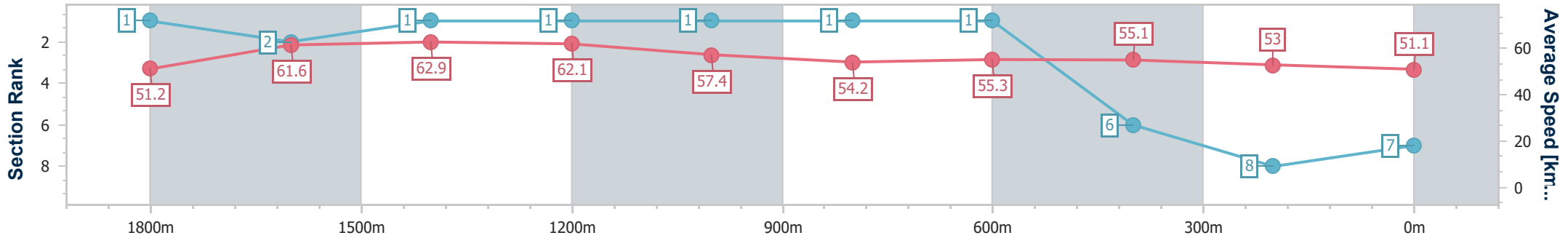
Race 6: AREK FUEL Class 2 Handicap - 2000m

24 August 2024 - 19:50

Track Rating: Good 4, Weather: Fine, Rail Position: +1.5m 1600m-1400m, +0m Remainder



Section	Overall	1800m	1600m	1400m	1200m	1000m	800m	600m	400m	200m			
Section Times	2:08.33 [7] (0:14.08)	1:54.25 [1] (0:11.62)	1:42.63 [2] (0:11.32)	1:31.31 [1] (0:11.47)	1:19.84 [1] (0:12.54)	1:07.30 [1] (0:13.38)	0:53.92 [1] (0:13.10)	0:40.82 [1] (0:13.16)	0:27.66 [6] (0:13.56)	0:14.10 [8] (0:14.10)			
Average Speed [km/h]	51.2	61.6	62.9	62.1	57.4	54.2	55.3	55.1	53.0	51.1			
Top Speed [km/h]	64.8	62.9	63.5	62.9	59.8	55.0	56.9	56.8	54.1	51.9			
Avg. Dist. to Rail [m]	2.9	1.6	3.1	1.7	0.1	1.1	2.1	1.4	0.3	0.6			
Avg. Stride Freq. [Hz]	2.1	2.2	2.2	2.2	2.1	2.1	2.2	2.2	2.2	2.1			
Avg. Stride Length [m]	6.7	7.9	8.1	7.9	7.4	7.1	7.1	6.9	6.8	6.7			



- [ ] Ranking at each section and finish
- .-.- No data available at this section
- NA No data available



Horse/Jockey Name	Girramay
Final Rank	8
Fastest Section Time (Section)	0:11.09 (1600m)
Top Speed [km/h] (Section)	66.3 (1600m)
Race State	Finished



### Toowoomba QLD Professional

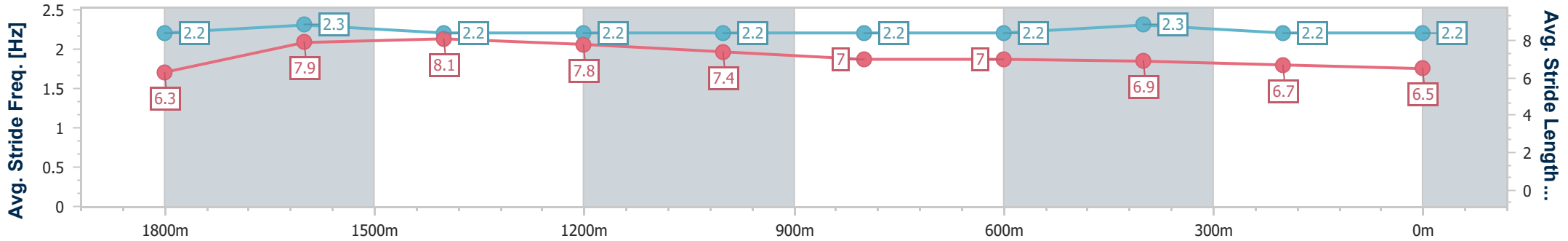
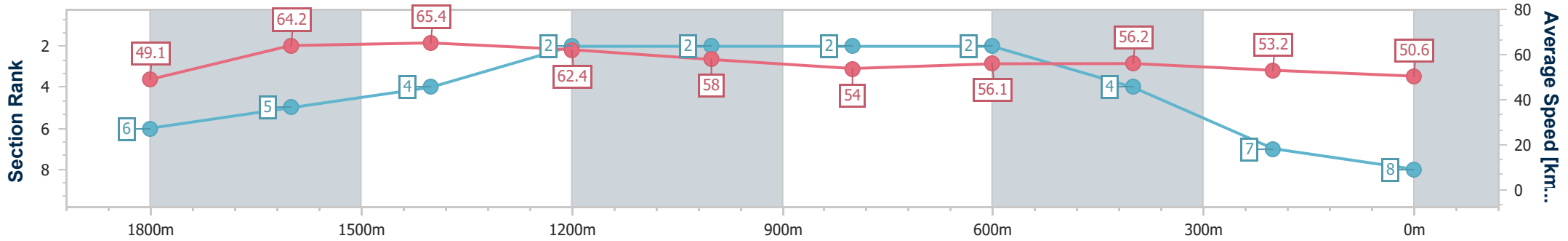
#### Race 6: AREK FUEL Class 2 Handicap - 2000m

24 August 2024 - 19:50

Track Rating: Good 4, Weather: Fine, Rail Position: +1.5m 1600m-1400m, +0m Remainder



Section	Overall	1800m	1600m	1400m	1200m	1000m	800m	600m	400m	200m			
Section Times	2:08.35 [8] (0:14.68)	1:53.67 [6] (0:11.30)	1:42.37 [5] (0:11.09)	1:31.28 [4] (0:11.68)	1:19.60 [2] (0:12.51)	1:07.09 [2] (0:13.41)	0:53.68 [2] (0:12.93)	0:40.75 [2] (0:12.96)	0:27.79 [4] (0:13.57)	0:14.22 [7] (0:14.22)			
Average Speed [km/h]	49.1	64.2	65.4	62.4	58.0	54.0	56.1	56.2	53.2	50.6			
Top Speed [km/h]	64.0	65.2	66.3	64.9	60.9	55.7	58.2	58.0	55.0	51.8			
Avg. Dist. to Rail [m]	4.2	1.8	1.8	2.8	2.4	2.3	2.4	2.0	1.6	2.5			
Avg. Stride Freq. [Hz]	2.2	2.3	2.2	2.2	2.2	2.2	2.2	2.3	2.2	2.2			
Avg. Stride Length [m]	6.3	7.9	8.1	7.8	7.4	7.0	7.0	6.9	6.7	6.5			



- [ ] Ranking at each section and finish
- .-.- No data available at this section
- NA No data available