



Toowoomba QLD Professional

Race 7: PRYDE'S EASIFEED Maiden Plate - 1625m

24 August 2024 - 20:25



Track Rating: Good 4, Weather: Fine, Rail Position: +1.5m 1600m-1400m, +0m Remainder

Section	Field Times	Overall	1400m	1200m	1000m	800m	600m	400m	Last 600m				
		1:41.32 (0:14.65)	1:26.67 (0:11.30)	1:15.37 (0:12.07)	1:03.30 (0:12.70)	0:50.60 (0:12.52)	0:38.08 (0:12.78)	0:25.30 (0:12.80)	0:38.08				
Rank	TAB Horse/Jockey	Barrier	Top Speed [km/h]	Fastest Section						Distance Travelled [m]			
1	3 HOTFOOT PERFORMER Les Tilley	9	66.4 1400m	0:11.45 1400m	1:41.32 [1] (0:15.40)	1:25.92 [8] (0:11.45)	1:14.47 [9] (0:12.44)	1:02.03 [9] (0:12.52)	0:49.51 [8] (0:12.36)	0:37.15 [8] (0:12.29)	0:24.86 [4] (0:12.36)	0:37.15	
2	1 DULVERTON CHARM Madeleine Wishart	4	69.5 1400m	0:11.19 1400m	1:41.88 [2] (0:14.85)	1:27.03 [3] (0:11.19)	1:15.84 [2] (0:12.03)	1:03.81 [2] (0:12.65)	0:51.16 [1] (0:12.52)	0:38.64 [1] (0:12.78)	0:25.86 [1] (0:13.00)	0:38.64	-8
3	4 SWIFT SON Landan Sykes	2	69.0 Overall	0:11.35 1400m	1:41.92 [3] (0:14.80)	1:27.12 [2] (0:11.35)	1:15.77 [3] (0:12.15)	1:03.62 [3] (0:12.70)	0:50.92 [3] (0:12.52)	0:38.40 [3] (0:12.81)	0:25.59 [3] (0:12.86)	0:38.40	-4
4	10 LADY BOSSA NOVA Kenji Yoshida	8	66.7 Overall	0:11.39 1400m	1:42.09 [4] (0:15.26)	1:26.83 [6] (0:11.39)	1:15.44 [7] (0:12.38)	1:03.06 [7] (0:12.63)	0:50.43 [7] (0:12.41)	0:38.02 [7] (0:12.53)	0:25.49 [6] (0:12.84)	0:38.02	-4
5	5 VISCOUNT SYDNEY Anthony Allen	5	68.2 Overall	0:11.35 1400m	1:42.81 [5] (0:15.04)	1:27.77 [5] (0:11.35)	1:16.42 [5] (0:12.26)	1:04.16 [5] (0:12.67)	0:51.49 [5] (0:12.36)	0:39.13 [5] (0:12.80)	0:26.33 [5] (0:13.06)	0:39.13	+2
6	6 BEAU MONDE Luke Tarrant	12	65.7 Overall	0:11.45 1400m	1:42.96 [6] (0:15.67)	1:27.29 [10] (0:11.45)	1:15.84 [10] (0:12.37)	1:03.47 [10] (0:12.62)	0:50.85 [10] (0:12.53)	0:38.32 [10] (0:12.31)	0:26.01 [8] (0:12.97)	0:38.32	-5
7	2 ENTERPRISE PRIVATE Bailey Wheeler	6	69.3 Overall	0:11.26 1400m	1:43.45 [7] (0:15.55)	1:27.90 [9] (0:11.26)	1:16.64 [8] (0:12.37)	1:04.27 [8] (0:12.65)	0:51.62 [9] (0:12.52)	0:39.10 [9] (0:12.76)	0:26.34 [10] (0:13.32)	0:39.10	-12
8	9 STARATH Michael Murphy	10	71.4 Overall	0:11.30 1400m	1:43.52 [8] (0:14.65)	1:28.87 [1] (0:11.30)	1:17.57 [1] (0:12.07)	1:05.50 [1] (0:12.74)	0:52.76 [2] (0:12.48)	0:40.28 [2] (0:12.90)	0:27.38 [2] (0:13.53)	0:40.28	-10
9	8 RUMMY Chris Meehan	1	69.5 Overall	0:11.11 1400m	1:43.74 [9] (0:15.36)	1:28.38 [7] (0:11.11)	1:17.27 [6] (0:12.37)	1:04.90 [6] (0:12.67)	0:52.23 [6] (0:12.52)	0:39.71 [6] (0:13.00)	0:26.71 [9] (0:13.30)	0:39.71	-18
10	7 KERRY MISS Karl Zechner	7	69.6 Overall	0:11.31 1400m	1:44.31 [10] (0:14.97)	1:29.34 [4] (0:11.31)	1:18.03 [4] (0:12.17)	1:05.86 [4] (0:12.69)	0:53.17 [4] (0:12.39)	0:40.78 [4] (0:13.14)	0:27.64 [7] (0:13.69)	0:40.78	-4

Scratched: Dolly Disco (#11), Honour Bright (#12)



Toowoomba QLD Professional

Race 7: PRYDE'S EASIFEED Maiden Plate - 1625m

24 August 2024 - 20:25



Track Rating: Good 4, Weather: Fine, Rail Position: +1.5m 1600m-1400m, +0m Remainder

Section				200m				Last 600m	
Field Times				0:12.50 (0:12.50)				0:38.08	
Rank	TAB	Horse/Jockey	Barrier	Top Speed [km/h]	Fastest Section	Margin			Distance Travelled [m]
1	3	HOTFOOT PERFORMER Les Tilley	9	66.4 1400m	0:11.45 1400m	0:12.50 [1] (0:12.50)	1:41.32		0:37.15
2	1	DULVERTON CHARM Madeleine Wishart	4	69.5 1400m	0:11.19 1400m	0:12.86 [2] (0:12.86)	3.3L		0:38.64 -8
3	4	SWIFT SON Landan Sykes	2	69.0 Overall	0:11.35 1400m	0:12.73 [3] (0:12.73)	3.5L		0:38.40 -4
4	10	LADY BOSSA NOVA Kenji Yoshida	8	66.7 Overall	0:11.39 1400m	0:12.65 [4] (0:12.65)	4.5L		0:38.02 -4
5	5	VISCOUNT SYDNEY Anthony Allen	5	68.2 Overall	0:11.35 1400m	0:13.27 [5] (0:13.27)	8.5L		0:39.13 +2
6	6	BEAU MONDE Luke Tarrant	12	65.7 Overall	0:11.45 1400m	0:13.04 [7] (0:13.04)	9.3L		0:38.32 -5
7	2	ENTERPRISE PRIVATE Bailey Wheeler	6	69.3 Overall	0:11.26 1400m	0:13.02 [10] (0:13.02)	12.1L		0:39.10 -12
8	9	STARATH Michael Murphy	10	71.4 Overall	0:11.30 1400m	0:13.85 [6] (0:13.85)	12.4L		0:40.28 -10
9	8	RUMMY Chris Meehan	1	69.5 Overall	0:11.11 1400m	0:13.41 [8] (0:13.41)	13.7L		0:39.71 -18
10	7	KERRY MISS Karl Zechner	7	69.6 Overall	0:11.31 1400m	0:13.95 [9] (0:13.95)	17L		0:40.78 -4

Scratched: Dolly Disco (#11), Honour Bright (#12)



Horse/Jockey Name	Hotfoot Performer
Final Rank	1
Fastest Section Time (Section)	0:11.45 (1400m)
Top Speed [km/h] (Section)	66.4 (1400m)
Race State	Finished



Toowoomba QLD Professional

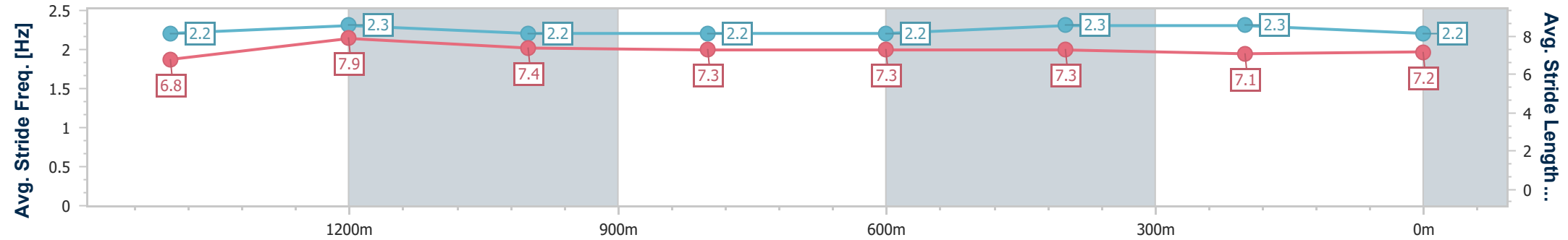
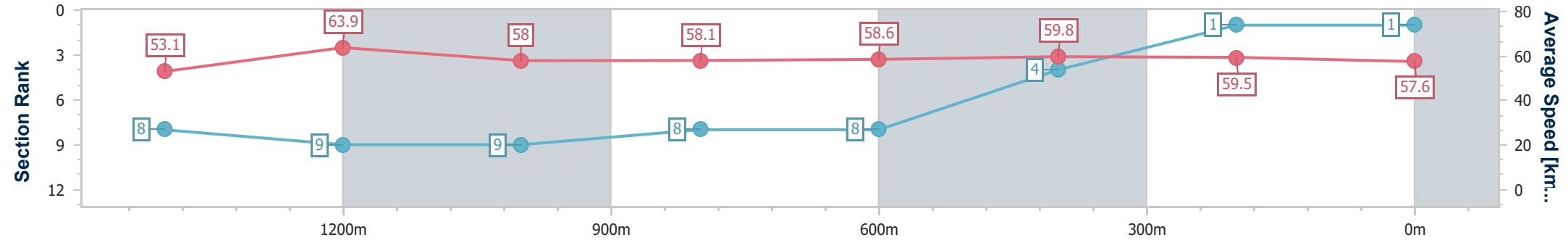
Race 7: PRYDE'S EASIFEED Maiden Plate - 1625m

24 August 2024 - 20:25

Track Rating: Good 4, Weather: Fine, Rail Position: +1.5m 1600m-1400m, +0m Remainder



Section	Overall	1400m	1200m	1000m	800m	600m	400m	200m						
Section Times	1:41.32 [1] (0:15.40)	1:25.92 [8] (0:11.45)	1:14.47 [9] (0:12.44)	1:02.03 [9] (0:12.52)	0:49.51 [8] (0:12.36)	0:37.15 [8] (0:12.29)	0:24.86 [4] (0:12.36)	0:12.50 [1] (0:12.50)						
Average Speed [km/h]	53.1	63.9	58.0	58.1	58.6	59.8	59.5	57.6						
Top Speed [km/h]	65.9	66.4	59.5	59.4	60.9	60.4	60.6	58.9						
Avg. Dist. to Rail [m]	7.3	2.9	3.2	2.3	2.1	3.6	5.4	3.0						
Avg. Stride Freq. [Hz]	2.2	2.3	2.2	2.2	2.2	2.3	2.3	2.2						
Avg. Stride Length [m]	6.8	7.9	7.4	7.3	7.3	7.3	7.1	7.2						



- [] Ranking at each section and finish
- .-.-.- No data available at this section
- NA No data available



Horse/Jockey Name	Dulverton Charm
Final Rank	2
Fastest Section Time (Section)	0:11.19 (1400m)
Top Speed [km/h] (Section)	69.5 (1400m)
Race State	Finished



Toowoomba QLD Professional

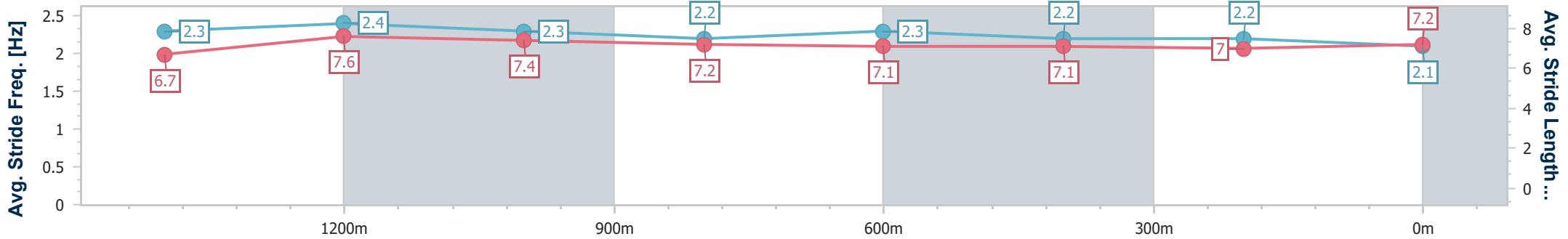
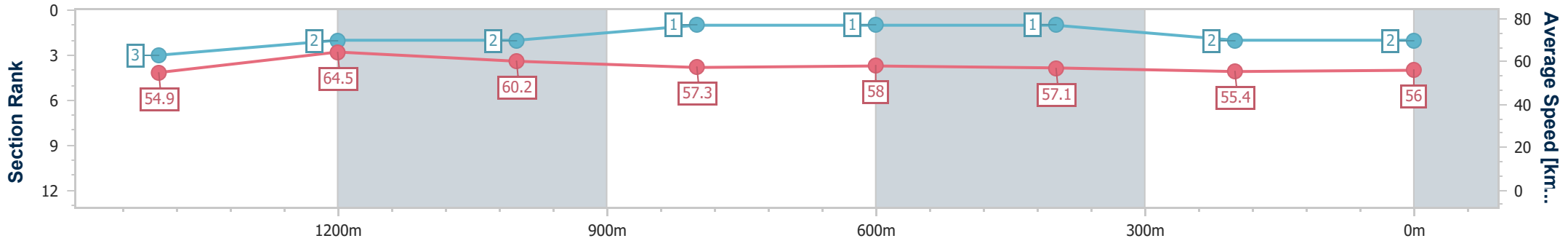
Race 7: PRYDE'S EASIFEED Maiden Plate - 1625m

24 August 2024 - 20:25

Track Rating: Good 4, Weather: Fine, Rail Position: +1.5m 1600m-1400m, +0m Remainder



Section	Overall	1400m	1200m	1000m	800m	600m	400m	200m
Section Times	1:41.88 [2] (0:14.85)	1:27.03 [3] (0:11.19)	1:15.84 [2] (0:12.03)	1:03.81 [2] (0:12.65)	0:51.16 [1] (0:12.52)	0:38.64 [1] (0:12.78)	0:25.86 [1] (0:13.00)	0:12.86 [2] (0:12.86)
Average Speed [km/h]	54.9	64.5	60.2	57.3	58.0	57.1	55.4	56.0
Top Speed [km/h]	69.1	69.5	61.9	58.9	58.9	58.8	56.5	57.2
Avg. Dist. to Rail [m]	2.6	1.5	2.9	1.9	2.8	2.6	0.5	0.5
Avg. Stride Freq. [Hz]	2.3	2.4	2.3	2.2	2.3	2.2	2.2	2.1
Avg. Stride Length [m]	6.7	7.6	7.4	7.2	7.1	7.1	7.0	7.2



- [] Ranking at each section and finish
- .-.- No data available at this section
- NA No data available



Horse/Jockey Name	Swift Son
Final Rank	3
Fastest Section Time (Section)	0:11.35 (1400m)
Top Speed [km/h] (Section)	69.0 (Overall)
Race State	Finished



Toowoomba QLD Professional

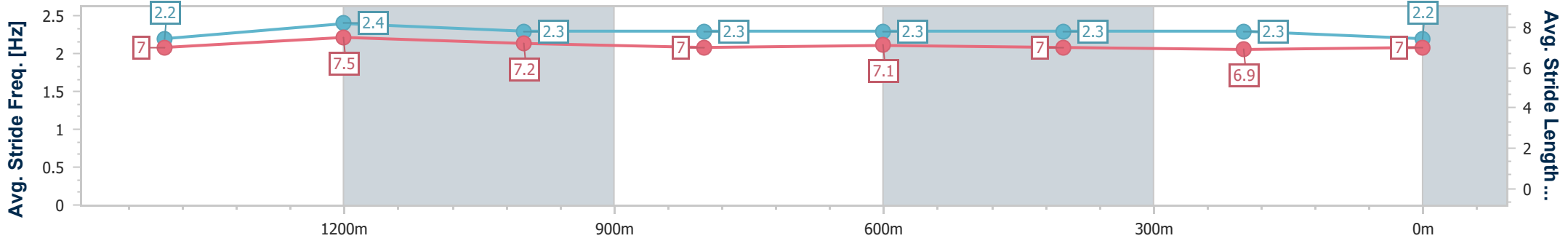
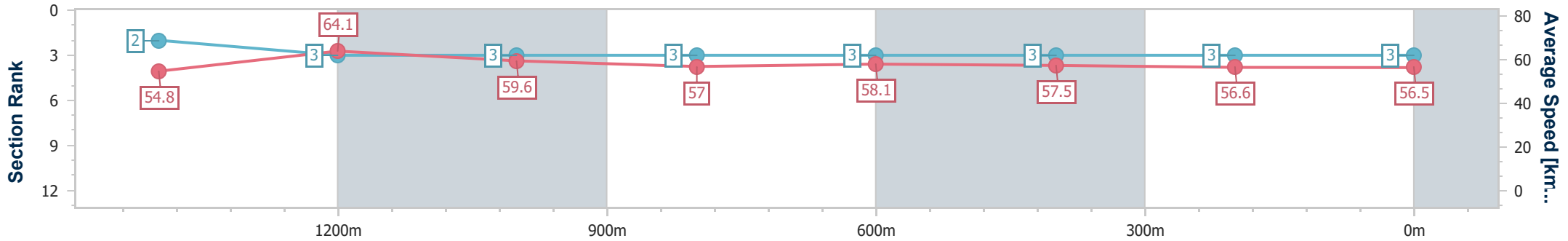
Race 7: PRYDE'S EASIFEED Maiden Plate - 1625m

24 August 2024 - 20:25

Track Rating: Good 4, Weather: Fine, Rail Position: +1.5m 1600m-1400m, +0m Remainder



Section	Overall	1400m	1200m	1000m	800m	600m	400m	200m
Section Times	1:41.92 [3] (0:14.80)	1:27.12 [2] (0:11.35)	1:15.77 [3] (0:12.15)	1:03.62 [3] (0:12.70)	0:50.92 [3] (0:12.52)	0:38.40 [3] (0:12.81)	0:25.59 [3] (0:12.86)	0:12.73 [3] (0:12.73)
Average Speed [km/h]	54.8	64.1	59.6	57.0	58.1	57.5	56.6	56.5
Top Speed [km/h]	69.0	68.6	61.4	59.3	59.4	58.8	57.7	57.0
Avg. Dist. to Rail [m]	3.2	1.9	2.8	2.2	3.0	3.6	3.0	3.9
Avg. Stride Freq. [Hz]	2.2	2.4	2.3	2.3	2.3	2.3	2.3	2.2
Avg. Stride Length [m]	7.0	7.5	7.2	7.0	7.1	7.0	6.9	7.0



- [] Ranking at each section and finish
- .-.- No data available at this section
- NA No data available



Horse/Jockey Name	Lady Bossa Nova
Final Rank	4
Fastest Section Time (Section)	0:11.39 (1400m)
Top Speed [km/h] (Section)	66.7 (Overall)
Race State	Finished



Toowoomba QLD Professional

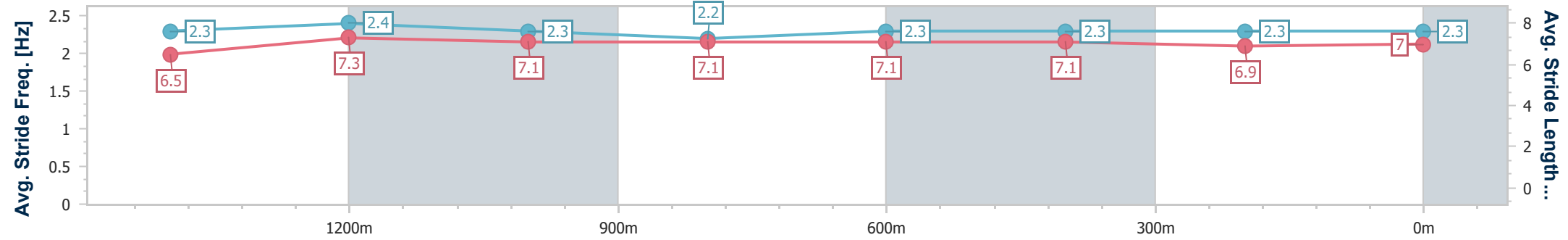
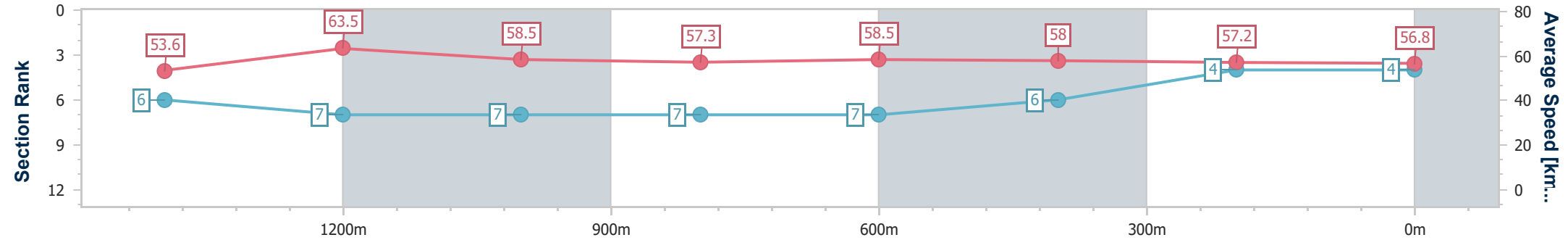
Race 7: PRYDE'S EASIFEED Maiden Plate - 1625m

24 August 2024 - 20:25

Track Rating: Good 4, Weather: Fine, Rail Position: +1.5m 1600m-1400m, +0m Remainder



Section	Overall	1400m	1200m	1000m	800m	600m	400m	200m						
Section Times	1:42.09 [4] (0:15.26)	1:26.83 [6] (0:11.39)	1:15.44 [7] (0:12.38)	1:03.06 [7] (0:12.63)	0:50.43 [7] (0:12.41)	0:38.02 [7] (0:12.53)	0:25.49 [6] (0:12.84)	0:12.65 [4] (0:12.65)						
Average Speed [km/h]	53.6	63.5	58.5	57.3	58.5	58.0	57.2	56.8						
Top Speed [km/h]	66.7	66.6	60.1	59.2	59.4	59.9	58.0	57.5						
Avg. Dist. to Rail [m]	5.9	1.5	2.1	2.2	1.4	1.4	5.8	5.4						
Avg. Stride Freq. [Hz]	2.3	2.4	2.3	2.2	2.3	2.3	2.3	2.3						
Avg. Stride Length [m]	6.5	7.3	7.1	7.1	7.1	7.1	6.9	7.0						



- [] Ranking at each section and finish
- .-.- No data available at this section
- NA No data available



Horse/Jockey Name	Viscount Sydney
Final Rank	5
Fastest Section Time (Section)	0:11.35 (1400m)
Top Speed [km/h] (Section)	68.2 (Overall)
Race State	Finished



Toowoomba QLD Professional

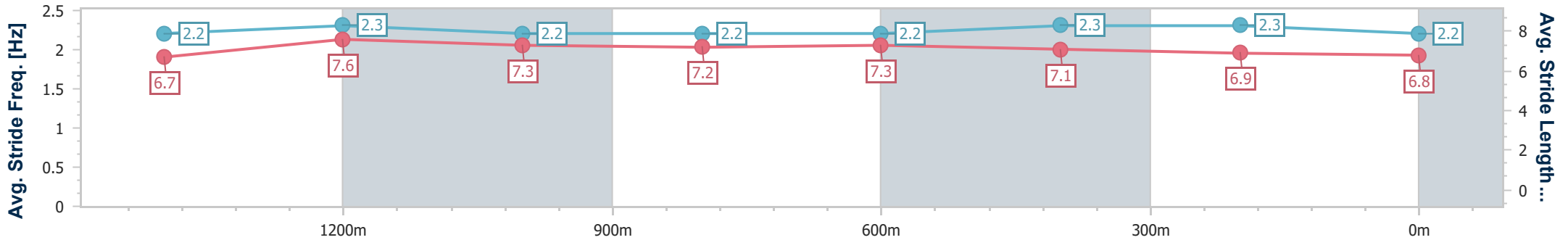
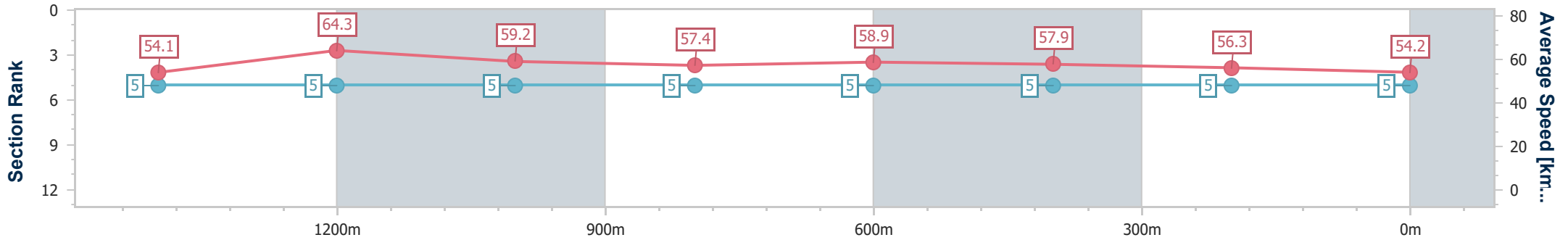
Race 7: PRYDE'S EASIFEED Maiden Plate - 1625m



24 August 2024 - 20:25

Track Rating: Good 4, Weather: Fine, Rail Position: +1.5m 1600m-1400m, +0m Remainder

Section	Overall	1400m	1200m	1000m	800m	600m	400m	200m
Section Times	1:42.81 [5] (0:15.04)	1:27.77 [5] (0:11.35)	1:16.42 [5] (0:12.26)	1:04.16 [5] (0:12.67)	0:51.49 [5] (0:12.36)	0:39.13 [5] (0:12.80)	0:26.33 [5] (0:13.06)	0:13.27 [5] (0:13.27)
Average Speed [km/h]	54.1	64.3	59.2	57.4	58.9	57.9	56.3	54.2
Top Speed [km/h]	68.2	68.2	61.0	58.5	60.0	59.3	57.5	55.1
Avg. Dist. to Rail [m]	4.4	2.5	3.1	3.4	3.5	5.0	5.9	4.2
Avg. Stride Freq. [Hz]	2.2	2.3	2.2	2.2	2.2	2.3	2.3	2.2
Avg. Stride Length [m]	6.7	7.6	7.3	7.2	7.3	7.1	6.9	6.8



- [] Ranking at each section and finish
- .-.- No data available at this section
- NA No data available



Horse/Jockey Name	Beau Monde
Final Rank	6
Fastest Section Time (Section)	0:11.45 (1400m)
Top Speed [km/h] (Section)	65.7 (Overall)
Race State	Finished



Toowoomba QLD Professional

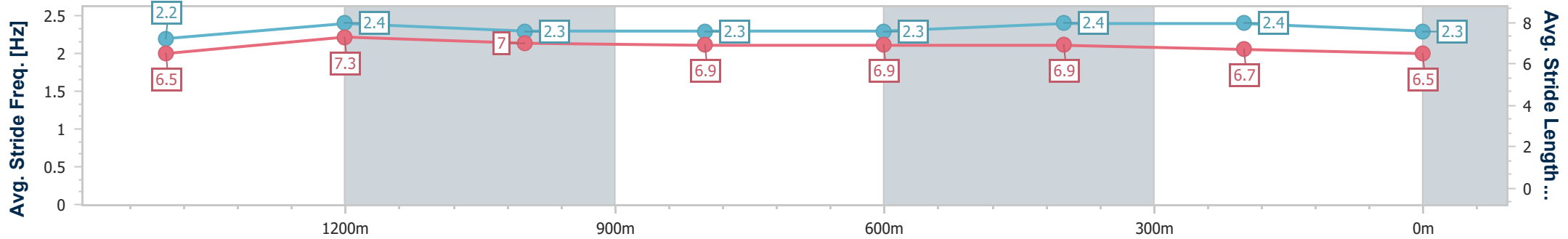
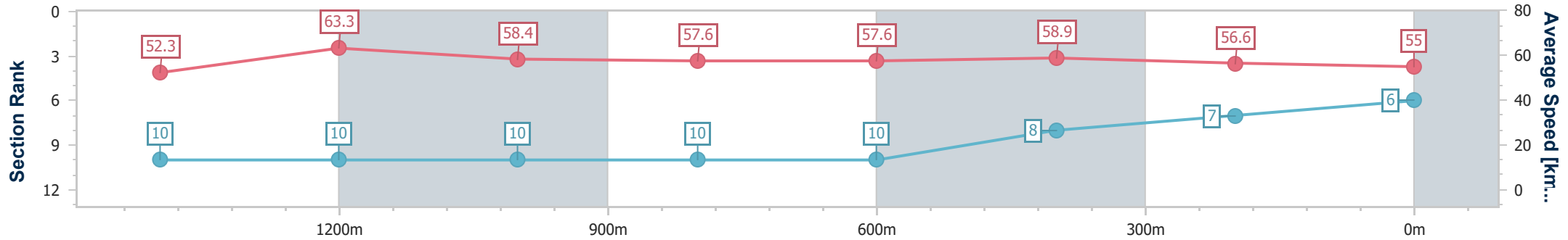
Race 7: PRYDE'S EASIFEED Maiden Plate - 1625m

24 August 2024 - 20:25

Track Rating: Good 4, Weather: Fine, Rail Position: +1.5m 1600m-1400m, +0m Remainder



Section	Overall	1400m	1200m	1000m	800m	600m	400m	200m						
Section Times	1:42.96 [6] (0:15.67)	1:27.29 [10] (0:11.45)	1:15.84 [10] (0:12.37)	1:03.47 [10] (0:12.62)	0:50.85 [10] (0:12.53)	0:38.32 [10] (0:12.31)	0:26.01 [8] (0:12.97)	0:13.04 [7] (0:13.04)						
Average Speed [km/h]	52.3	63.3	58.4	57.6	57.6	58.9	56.6	55.0						
Top Speed [km/h]	65.7	65.6	60.0	58.5	61.0	60.0	58.7	56.4						
Avg. Dist. to Rail [m]	8.0	1.8	2.6	2.9	0.8	1.2	4.7	4.5						
Avg. Stride Freq. [Hz]	2.2	2.4	2.3	2.3	2.3	2.4	2.4	2.3						
Avg. Stride Length [m]	6.5	7.3	7.0	6.9	6.9	6.9	6.7	6.5						



- [] Ranking at each section and finish
- .-.- No data available at this section
- NA No data available



Horse/Jockey Name	Enterprise Private
Final Rank	7
Fastest Section Time (Section)	0:11.26 (1400m)
Top Speed [km/h] (Section)	69.3 (Overall)
Race State	Finished



Toowoomba QLD Professional

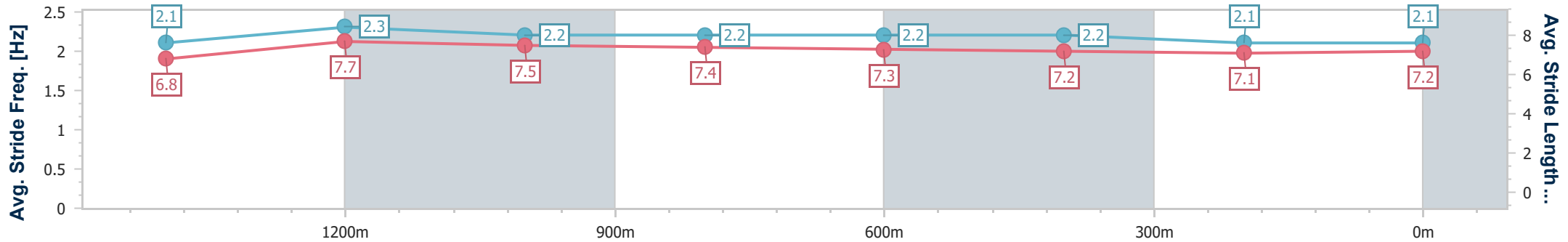
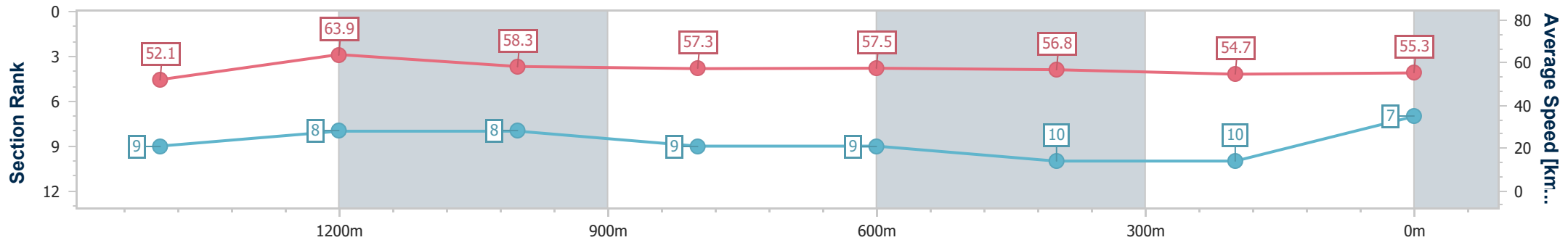
Race 7: PRYDE'S EASIFEED Maiden Plate - 1625m

24 August 2024 - 20:25

Track Rating: Good 4, Weather: Fine, Rail Position: +1.5m 1600m-1400m, +0m Remainder



Section	Overall	1400m	1200m	1000m	800m	600m	400m	200m						
Section Times	1:43.45 [7] (0:15.55)	1:27.90 [9] (0:11.26)	1:16.64 [8] (0:12.37)	1:04.27 [8] (0:12.65)	0:51.62 [9] (0:12.52)	0:39.10 [9] (0:12.76)	0:26.34 [10] (0:13.32)	0:13.02 [10]						
Average Speed [km/h]	52.1	63.9	58.3	57.3	57.5	56.8	54.7	55.3						
Top Speed [km/h]	69.3	69.2	60.4	59.5	59.8	59.6	55.7	56.0						
Avg. Dist. to Rail [m]	3.5	1.0	1.7	1.4	0.7	1.2	3.6	6.0						
Avg. Stride Freq. [Hz]	2.1	2.3	2.2	2.2	2.2	2.2	2.1	2.1						
Avg. Stride Length [m]	6.8	7.7	7.5	7.4	7.3	7.2	7.1	7.2						



- [] Ranking at each section and finish
- .-.- No data available at this section
- NA No data available



Horse/Jockey Name	Starath
Final Rank	8
Fastest Section Time (Section)	0:11.30 (1400m)
Top Speed [km/h] (Section)	71.4 (Overall)
Race State	Finished



Toowoomba QLD Professional

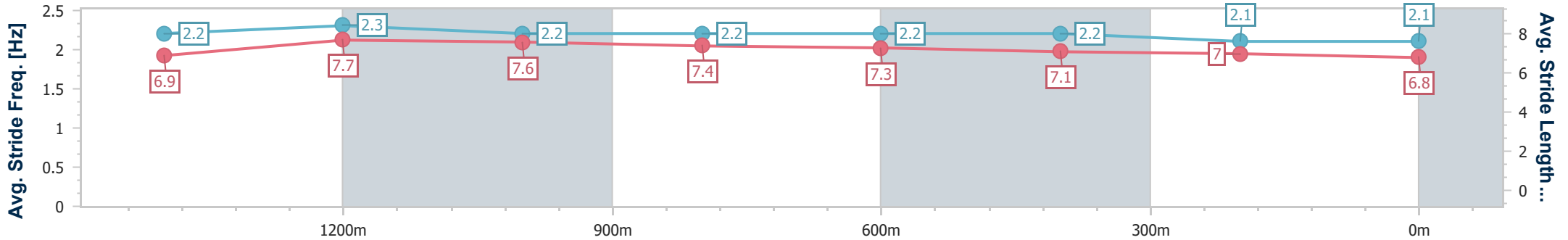
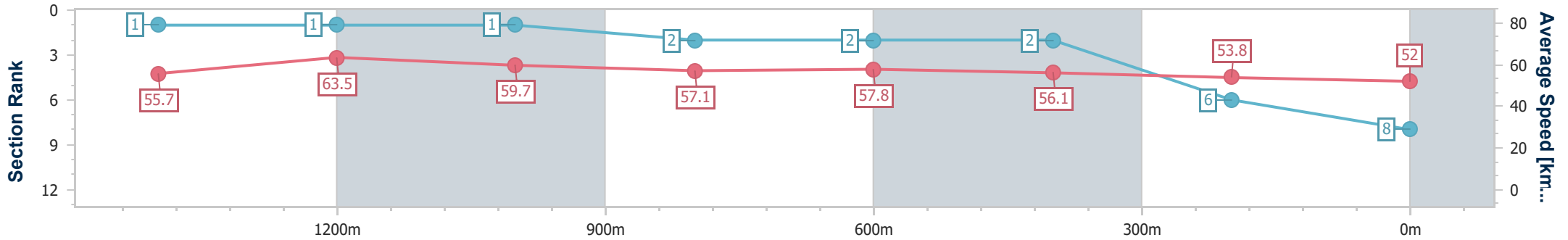
Race 7: PRYDE'S EASIFEED Maiden Plate - 1625m



24 August 2024 - 20:25

Track Rating: Good 4, Weather: Fine, Rail Position: +1.5m 1600m-1400m, +0m Remainder

Section	Overall	1400m	1200m	1000m	800m	600m	400m	200m						
Section Times	1:43.52 [8] (0:14.65)	1:28.87 [1] (0:11.30)	1:17.57 [1] (0:12.07)	1:05.50 [1] (0:12.74)	0:52.76 [2] (0:12.48)	0:40.28 [2] (0:12.90)	0:27.38 [2] (0:13.53)	0:13.85 [6] (0:13.85)						
Average Speed [km/h]	55.7	63.5	59.7	57.1	57.8	56.1	53.8	52.0						
Top Speed [km/h]	71.4	69.4	62.3	58.5	58.9	59.2	54.5	53.4						
Avg. Dist. to Rail [m]	6.6	0.9	0.8	2.2	0.8	1.5	2.1	1.4						
Avg. Stride Freq. [Hz]	2.2	2.3	2.2	2.2	2.2	2.2	2.1	2.1						
Avg. Stride Length [m]	6.9	7.7	7.6	7.4	7.3	7.1	7.0	6.8						



- [] Ranking at each section and finish
- .-.- No data available at this section
- NA No data available



Horse/Jockey Name	Rummy
Final Rank	9
Fastest Section Time (Section)	0:11.11 (1400m)
Top Speed [km/h] (Section)	69.5 (Overall)
Race State	Finished



Toowoomba QLD Professional

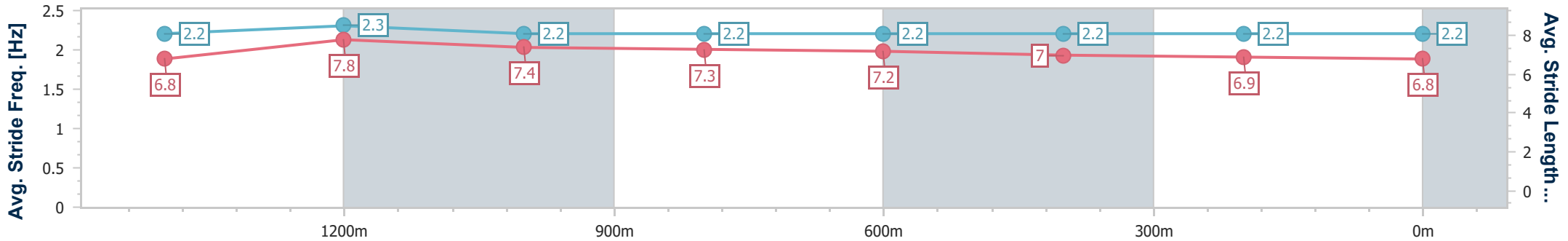
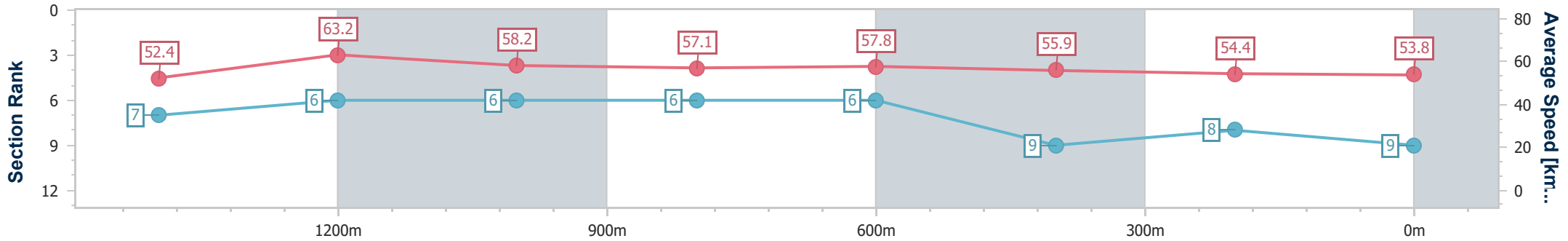
Race 7: PRYDE'S EASIFEED Maiden Plate - 1625m



24 August 2024 - 20:25

Track Rating: Good 4, Weather: Fine, Rail Position: +1.5m 1600m-1400m, +0m Remainder

Section	Overall	1400m	1200m	1000m	800m	600m	400m	200m						
Section Times	1:43.74 [9] (0:15.36)	1:28.38 [7] (0:11.11)	1:17.27 [6] (0:12.37)	1:04.90 [6] (0:12.67)	0:52.23 [6] (0:12.52)	0:39.71 [6] (0:13.00)	0:26.71 [9] (0:13.30)	0:13.41 [8] (0:13.41)						
Average Speed [km/h]	52.4	63.2	58.2	57.1	57.8	55.9	54.4	53.8						
Top Speed [km/h]	69.5	69.3	59.9	58.6	58.8	57.7	55.3	54.4						
Avg. Dist. to Rail [m]	3.9	3.6	0.5	1.3	1.3	1.5	1.8	4.1						
Avg. Stride Freq. [Hz]	2.2	2.3	2.2	2.2	2.2	2.2	2.2	2.2						
Avg. Stride Length [m]	6.8	7.8	7.4	7.3	7.2	7.0	6.9	6.8						



- [] Ranking at each section and finish
- .-.- No data available at this section
- NA No data available



Horse/Jockey Name	Kerry Miss
Final Rank	10
Fastest Section Time (Section)	0:11.31 (1400m)
Top Speed [km/h] (Section)	69.6 (Overall)
Race State	Finished



Toowoomba QLD Professional

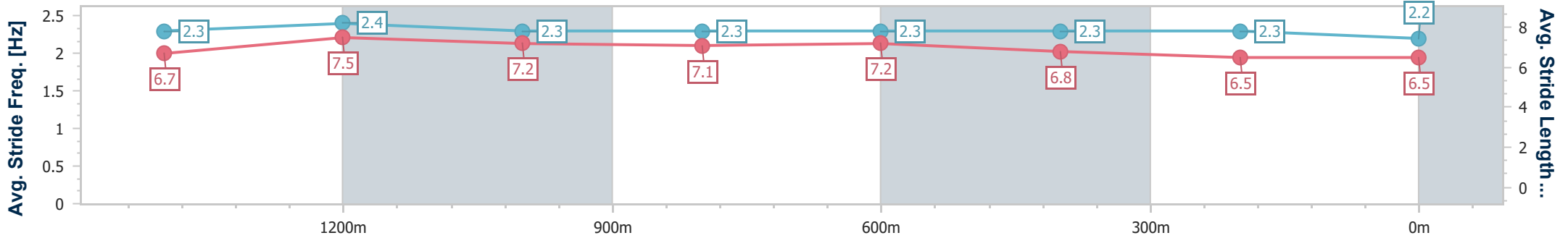
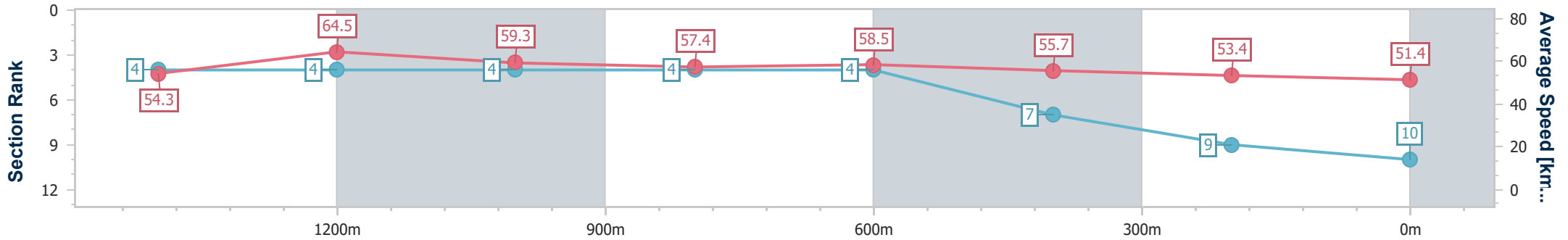
Race 7: PRYDE'S EASIFEED Maiden Plate - 1625m



24 August 2024 - 20:25

Track Rating: Good 4, Weather: Fine, Rail Position: +1.5m 1600m-1400m, +0m Remainder

Section	Overall	1400m	1200m	1000m	800m	600m	400m	200m
Section Times	1:44.31 [10] (0:14.97)	1:29.34 [4] (0:11.31)	1:18.03 [4] (0:12.17)	1:05.86 [4] (0:12.69)	0:53.17 [4] (0:12.39)	0:40.78 [4] (0:13.14)	0:27.64 [7] (0:13.69)	0:13.95 [9] (0:13.95)
Average Speed [km/h]	54.3	64.5	59.3	57.4	58.5	55.7	53.4	51.4
Top Speed [km/h]	69.6	69.2	61.0	59.1	59.2	58.2	54.5	53.1
Avg. Dist. to Rail [m]	4.4	2.4	3.1	2.7	1.9	2.9	4.2	4.7
Avg. Stride Freq. [Hz]	2.3	2.4	2.3	2.3	2.3	2.3	2.3	2.2
Avg. Stride Length [m]	6.7	7.5	7.2	7.1	7.2	6.8	6.5	6.5



- [] Ranking at each section and finish
- .-.- No data available at this section
- NA No data available