



Sunshine Coast QLD Professional

Race 2: BARRIER REEF POOLS Maiden Plate - 1600m

28 August 2024 - 13:08



Track Rating: Good 4, Weather: Fine, Rail Position: +5m Entire

Section		Field Times												
		Overall	1400m	1200m	1000m	800m	600m	400m	Last 600m					
		1:36.39 (0:13.27)	1:23.12 (0:11.02)	1:12.10 (0:11.23)	1:00.87 (0:12.15)	0:48.72 (0:12.12)	0:36.60 (0:11.77)	0:24.83 (0:12.13)	0:36.60					
Rank	TAB	Horse/Jockey	Barrier	Top Speed [km/h]	Fastest Section								Distance Travelled [m]	
1	6	WARRANT Michael Cahill	7	68.2 1400m	0:10.96 1400m	1:36.39 [1] (0:13.58)	1:22.81 [6] (0:10.96)	1:11.85 [4] (0:11.44)	1:00.41 [4] (0:12.09)	0:48.32 [5] (0:12.16)	0:36.16 [4] (0:11.78)	0:24.38 [4] (0:11.68)	0:36.16	
2	10	FLY FIFER Nikita Beriman	5	66.5 1400m	0:11.02 1400m	1:36.53 [2] (0:13.27)	1:23.26 [1] (0:11.02)	1:12.24 [2] (0:11.42)	1:00.82 [3] (0:12.00)	0:48.82 [2] (0:12.15)	0:36.67 [2] (0:11.89)	0:24.78 [2] (0:11.94)	0:36.67	-2
3	8	BETATHANEVA Georgina Cartwright	14	65.3 1400m	0:11.37 1400m	1:36.78 [3] (0:13.54)	1:23.24 [5] (0:11.37)	1:11.87 [8] (0:11.46)	1:00.41 [8] (0:11.93)	0:48.48 [8] (0:12.26)	0:36.22 [8] (0:11.88)	0:24.34 [6] (0:11.64)	0:36.22	+9
4	3	DURBAN HARBOUR Trudy Thornton	10	65.5 1400m	0:11.34 1400m	1:36.85 [4] (0:14.11)	1:22.74 [13] (0:11.34)	1:11.40 [13] (0:11.45)	0:59.95 [13] (0:11.78)	0:48.17 [13] (0:12.21)	0:35.96 [13] (0:11.91)	0:24.05 [11] (0:11.74)	0:35.96	+3
5	9	EFFIE'S JOY Tahlia Fenlon	13	64.2 1200m	0:11.36 1200m	1:37.40 [5] (0:14.20)	1:23.20 [14] (0:11.53)	1:11.67 [14] (0:11.36)	1:00.31 [14] (0:11.68)	0:48.63 [14] (0:12.24)	0:36.39 [14] (0:12.04)	0:24.35 [13] (0:11.79)	0:36.39	+3
6	4	MR TADASHI Damien Thornton	3	65.6 1400m	0:11.17 1400m	1:37.58 [6] (0:13.79)	1:23.79 [9] (0:11.17)	1:12.62 [9] (0:11.43)	1:01.19 [9] (0:11.98)	0:49.21 [9] (0:12.21)	0:37.00 [9] (0:11.95)	0:25.05 [8] (0:12.14)	0:37.00	-2
7	11	FREE AS THE WIND Michael Rodd	6	68.0 1400m	0:10.95 1400m	1:37.71 [7] (0:13.35)	1:24.36 [2] (0:10.95)	1:13.41 [3] (0:11.37)	1:02.04 [2] (0:12.07)	0:49.97 [3] (0:12.05)	0:37.92 [1] (0:11.77)	0:26.15 [1] (0:12.26)	0:37.92	-4
8	7	WINDY WHEELS Emily Lang	2	66.3 1400m	0:11.15 1400m	1:37.92 [8] (0:13.61)	1:24.31 [8] (0:11.15)	1:13.16 [6] (0:11.43)	1:01.73 [6] (0:12.08)	0:49.65 [7] (0:12.12)	0:37.53 [6] (0:11.95)	0:25.58 [5] (0:12.26)	0:37.53	+4
9	13	LADY DEANNE Adam Spinks	4	65.1 Overall	0:11.24 1400m	1:37.94 [9] (0:14.07)	1:23.87 [12] (0:11.24)	1:12.63 [12] (0:11.39)	1:01.24 [11] (0:11.79)	0:49.45 [11] (0:12.28)	0:37.17 [11] (0:11.89)	0:25.28 [9] (0:12.19)	0:37.17	-4
10	1	CRUSADER RAZOR James Orman	8	65.5 1400m	0:11.18 1400m	1:38.36 [10] (0:13.85)	1:24.51 [10] (0:11.18)	1:13.33 [10] (0:11.41)	1:01.92 [10] (0:12.02)	0:49.90 [10] (0:12.24)	0:37.66 [10] (0:12.10)	0:25.56 [12] (0:12.37)	0:37.66	+0

Scratched: Hurricane Rosie (#15)

[] Ranking at each section and finish
 -:-:- No data available at this section
 NA No data available

SCN Saddle cloth number
 DNF Did not finish
 DNT Did not track



Sunshine Coast QLD Professional

Race 2: BARRIER REEF POOLS Maiden Plate - 1600m

28 August 2024 - 13:08



Track Rating: Good 4, Weather: Fine, Rail Position: +5m Entire

Section		Overall	1400m	1200m	1000m	800m	600m	400m	Last 600m
Field Times		1:36.39 (0:13.27)	1:23.12 (0:11.02)	1:12.10 (0:11.23)	1:00.87 (0:12.15)	0:48.72 (0:12.12)	0:36.60 (0:11.77)	0:24.83 (0:12.13)	0:36.60

Rank	TAB	Horse/Jockey	Barrier	Top Speed [km/h]	Fastest Section	Overall	1400m	1200m	1000m	800m	600m	400m	Last 600m	Distance Travelled [m]
11	2	DAWN PARTY Samantha Collett	12	69.2 1400m	0:10.83 1400m	1:38.74 [11] (0:13.46)	1:25.28 [3] (0:10.83)	1:14.45 [1] (0:11.23)	1:03.22 [1] (0:12.15)	0:51.07 [1] (0:12.40)	0:38.67 [3] (0:11.91)	0:26.76 [3] (0:12.59)	0:38.67	+4
12	12	KELLISA Marnu Potgieter	11	65.9 Overall	0:11.26 1400m	1:38.77 [12] (0:13.60)	1:25.17 [7] (0:11.26)	1:13.91 [7] (0:11.39)	1:02.52 [7] (0:11.88)	0:50.64 [6] (0:12.29)	0:38.35 [7] (0:12.24)	0:26.11 [10] (0:12.46)	0:38.35	+4
13	14	ON THE VEUVE Bailey Wheeler	9	65.1 Overall	0:11.40 1400m	1:41.22 [13] (0:13.91)	1:27.31 [11] (0:11.40)	1:15.91 [11] (0:11.40)	1:04.51 [12] (0:11.91)	0:52.60 [12] (0:12.20)	0:40.40 [12] (0:12.28)	0:28.12 [14] (0:13.01)	0:40.40	+1
14	5	RESURRECTED Jag Guthmann-Chester	1	66.0 1400m	0:11.07 1400m	1:42.73 [14] (0:13.50)	1:29.23 [4] (0:11.07)	1:18.16 [5] (0:11.49)	1:06.67 [5] (0:11.98)	0:54.69 [4] (0:12.26)	0:42.43 [5] (0:12.17)	0:30.26 [7] (0:13.36)	0:42.43	+0

Scratched: Hurricane Rosie (#15)

[] Ranking at each section and finish
 -:-:- No data available at this section
 NA No data available

SCN Saddle cloth number
 DNF Did not finish
 DNT Did not track



Sunshine Coast QLD Professional

Race 2: BARRIER REEF POOLS Maiden Plate - 1600m

28 August 2024 - 13:08



Track Rating: Good 4, Weather: Fine, Rail Position: +5m Entire

Section				200m				Last 600m	
Field Times				0:12.70 (0:12.70)				0:36.60	
Rank	TAB	Horse/Jockey	Barrier	Top Speed [km/h]	Fastest Section	Margin			Distance Travelled [m]
1	6	WARRANT Michael Cahill	7	68.2 1400m	0:10.96 1400m	0:12.70 [1] (0:12.70)	1:36.39		0:36.16
2	10	FLY FIFER Nikita Beriman	5	66.5 1400m	0:11.02 1400m	0:12.84 [1] (0:12.84)	0.8L		0:36.67 -2
3	8	BETATHANEVA Georgina Cartwright	14	65.3 1400m	0:11.37 1400m	0:12.70 [4] (0:12.70)	2.1L		0:36.22 +9
4	3	DURBAN HARBOUR Trudy Thornton	10	65.5 1400m	0:11.34 1400m	0:12.31 [5] (0:12.31)	2.4L		0:35.96 +3
5	9	EFFIE'S JOY Tahlia Fenlon	13	64.2 1200m	0:11.36 1200m	0:12.56 [9] (0:12.56)	5.4L		0:36.39 +3
6	4	MR TADASHI Damien Thornton	3	65.6 1400m	0:11.17 1400m	0:12.91 [8] (0:12.91)	6.4L		0:37.00 -2
7	11	FREE AS THE WIND Michael Rodd	6	68.0 1400m	0:10.95 1400m	0:13.89 [3] (0:13.89)	6.9L		0:37.92 -4
8	7	WINDY WHEELS Emily Lang	2	66.3 1400m	0:11.15 1400m	0:13.32 [7] (0:13.32)	7.9L		0:37.53 +4
9	13	LADY DEANNE Adam Spinks	4	65.1 Overall	0:11.24 1400m	0:13.09 [10] (0:13.09)	8L		0:37.17 -4
10	1	CRUSADER RAZOR James Orman	8	65.5 1400m	0:11.18 1400m	0:13.19 [12] (0:13.19)	10.3L		0:37.66 +0

Scratched: Hurricane Rosie (#15)

[] Ranking at each section and finish
 -:-:- No data available at this section
 NA No data available

SCN Saddle cloth number
 DNF Did not finish
 DNT Did not track



Sunshine Coast QLD Professional

Race 2: BARRIER REEF POOLS Maiden Plate - 1600m

28 August 2024 - 13:08



Track Rating: Good 4, Weather: Fine, Rail Position: +5m Entire

Section				200m				Last 600m	
Field Times				0:12.70 (0:12.70)				0:36.60	
Rank	TAB	Horse/Jockey	Barrier	Top Speed [km/h]	Fastest Section	Margin			Distance Travelled [m]
11	2	DAWN PARTY Samantha Collett	12	69.2 1400m	0:10.83 1400m	0:14.17 [6] (0:14.17)	12.6L		0:38.67 +4
12	12	KELLISA Marnu Potgieter	11	65.9 Overall	0:11.26 1400m	0:13.65 [11] (0:13.65)	12.8L		0:38.35 +4
13	14	ON THE VEUVE Bailey Wheeler	9	65.1 Overall	0:11.40 1400m	0:15.11 [14] (0:15.11)	27.1L		0:40.40 +1
14	5	RESURRECTED Jag Guthmann-Chester	1	66.0 1400m	0:11.07 1400m	0:16.90 [13] (0:16.90)	35.9L		0:42.43 +0

Scratched: Hurricane Rosie (#15)

[] Ranking at each section and finish
 -:-:-:- No data available at this section
 NA No data available

SCN Saddle cloth number
 DNF Did not finish
 DNT Did not track



Horse/Jockey Name	Warrant
Final Rank	1
Fastest Section Time (Section)	0:10.96 (1400m)
Top Speed [km/h] (Section)	68.2 (1400m)
Race State	Finished



Sunshine Coast QLD Professional

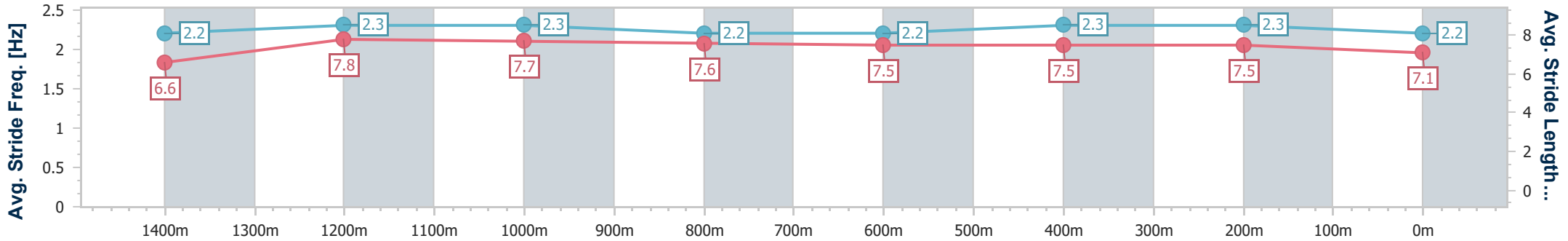
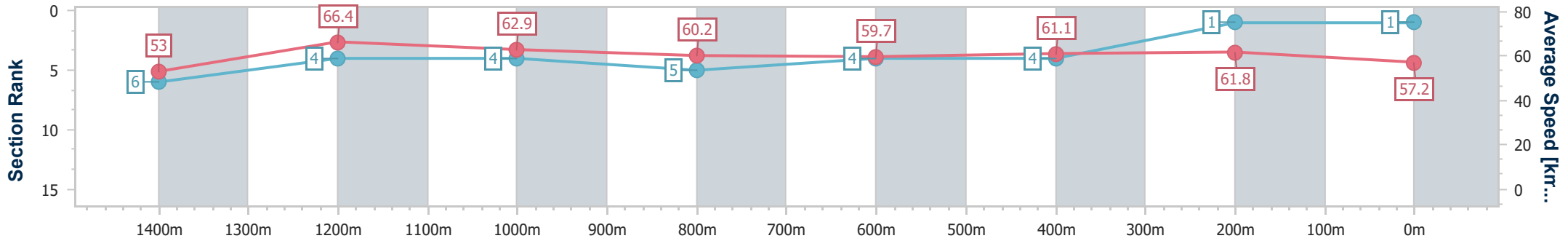
Race 2: BARRIER REEF POOLS Maiden Plate - 1600m



28 August 2024 - 13:08

Track Rating: Good 4, Weather: Fine, Rail Position: +5m Entire

Section	Overall	1400m	1200m	1000m	800m	600m	400m	200m
Section Times	1:36.39 [1] (0:13.58)	1:22.81 [6] (0:10.96)	1:11.85 [4] (0:11.44)	1:00.41 [4] (0:12.09)	0:48.32 [5] (0:12.16)	0:36.16 [4] (0:11.78)	0:24.38 [4] (0:11.68)	0:12.70 [1] (0:12.70)
Average Speed [km/h]	53.0	66.4	62.9	60.2	59.7	61.1	61.8	57.2
Top Speed [km/h]	66.2	68.2	65.6	62.6	61.8	61.9	63.0	60.4
Avg. Dist. to Rail [m]	7.0	3.4	3.1	4.2	1.7	0.5	3.6	4.3
Avg. Stride Freq. [Hz]	2.2	2.3	2.3	2.2	2.2	2.3	2.3	2.2
Avg. Stride Length [m]	6.6	7.8	7.7	7.6	7.5	7.5	7.5	7.1



- [] Ranking at each section and finish
- .-.- No data available at this section
- NA No data available



Horse/Jockey Name	Fly Fifer
Final Rank	2
Fastest Section Time (Section)	0:11.02 (1400m)
Top Speed [km/h] (Section)	66.5 (1400m)
Race State	Finished



Sunshine Coast QLD Professional

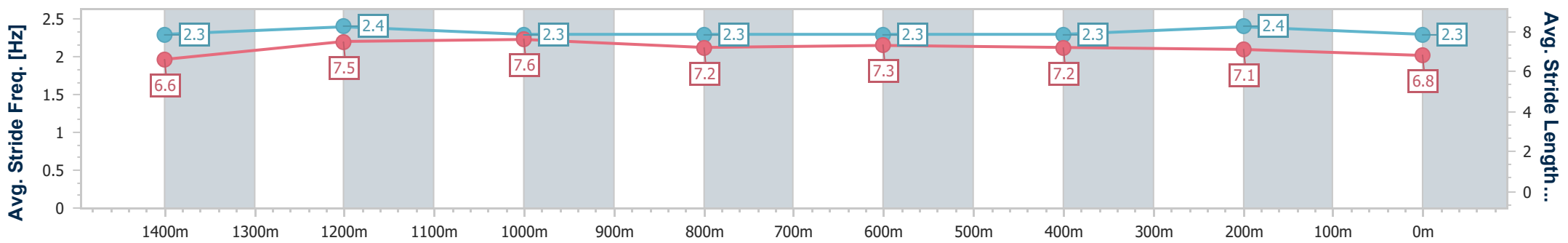
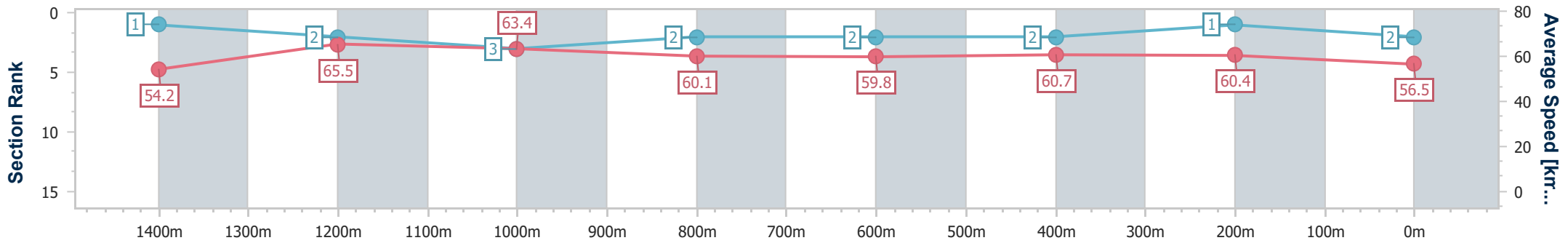
Race 2: BARRIER REEF POOLS Maiden Plate - 1600m



28 August 2024 - 13:08

Track Rating: Good 4, Weather: Fine, Rail Position: +5m Entire

Section	Overall	1400m	1200m	1000m	800m	600m	400m	200m
Section Times	1:36.53 [2] (0:13.27)	1:23.26 [1] (0:11.02)	1:12.24 [2] (0:11.42)	1:00.82 [3] (0:12.00)	0:48.82 [2] (0:12.15)	0:36.67 [2] (0:11.89)	0:24.78 [2] (0:11.94)	0:12.84 [1] (0:12.84)
Average Speed [km/h]	54.2	65.5	63.4	60.1	59.8	60.7	60.4	56.5
Top Speed [km/h]	65.5	66.5	65.8	62.1	60.8	61.4	61.3	58.8
Avg. Dist. to Rail [m]	4.0	1.8	2.1	2.2	1.5	0.3	3.3	3.1
Avg. Stride Freq. [Hz]	2.3	2.4	2.3	2.3	2.3	2.3	2.4	2.3
Avg. Stride Length [m]	6.6	7.5	7.6	7.2	7.3	7.2	7.1	6.8



- [] Ranking at each section and finish
- .-.- No data available at this section
- NA No data available



Horse/Jockey Name	Bethathaneva
Final Rank	3
Fastest Section Time (Section)	0:11.37 (1400m)
Top Speed [km/h] (Section)	65.3 (1400m)
Race State	Finished



Sunshine Coast QLD Professional

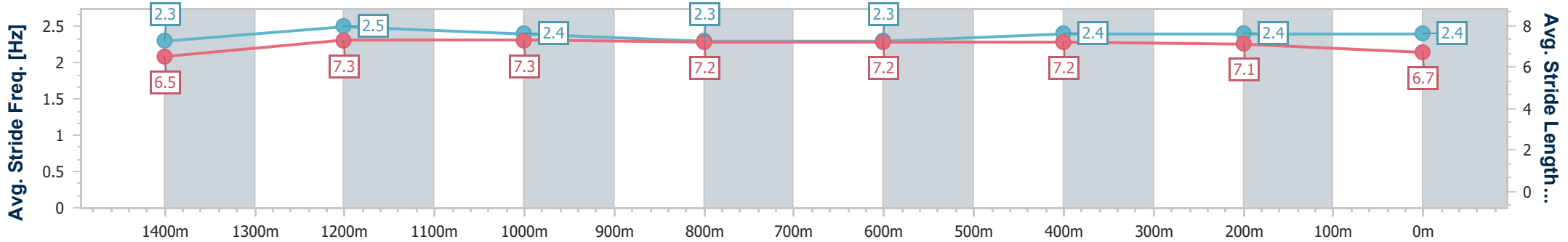
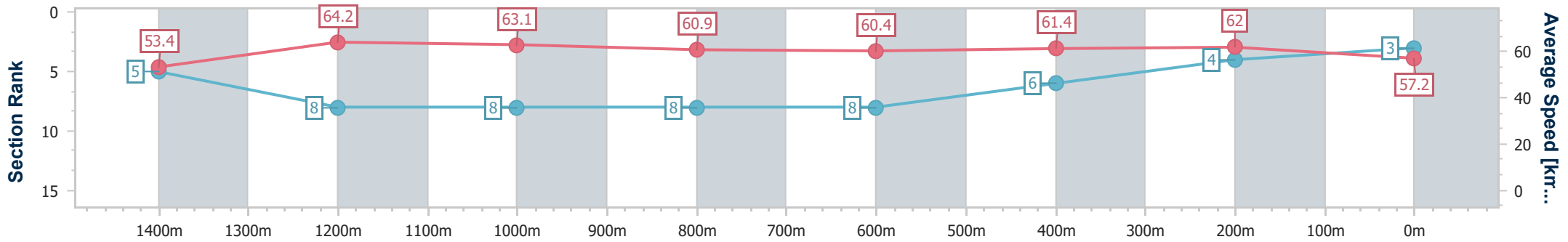
Race 2: BARRIER REEF POOLS Maiden Plate - 1600m



28 August 2024 - 13:08

Track Rating: Good 4, Weather: Fine, Rail Position: +5m Entire

Section	Overall	1400m	1200m	1000m	800m	600m	400m	200m
Section Times	1:36.78 [3] (0:13.54)	1:23.24 [5] (0:11.37)	1:11.87 [8] (0:11.46)	1:00.41 [8] (0:11.93)	0:48.48 [8] (0:12.26)	0:36.22 [8] (0:11.88)	0:24.34 [6] (0:11.64)	0:12.70 [4] (0:12.70)
Average Speed [km/h]	53.4	64.2	63.1	60.9	60.4	61.4	62.0	57.2
Top Speed [km/h]	65.3	65.3	64.7	62.5	61.6	63.4	63.4	59.4
Avg. Dist. to Rail [m]	12.5	6.0	4.5	4.4	4.2	2.9	4.8	4.1
Avg. Stride Freq. [Hz]	2.3	2.5	2.4	2.3	2.3	2.4	2.4	2.4
Avg. Stride Length [m]	6.5	7.3	7.3	7.2	7.2	7.2	7.1	6.7



- [] Ranking at each section and finish
- .-.- No data available at this section
- NA No data available



Horse/Jockey Name	Durban Harbour
Final Rank	4
Fastest Section Time (Section)	0:11.34 (1400m)
Top Speed [km/h] (Section)	65.5 (1400m)
Race State	Finished



Sunshine Coast QLD Professional

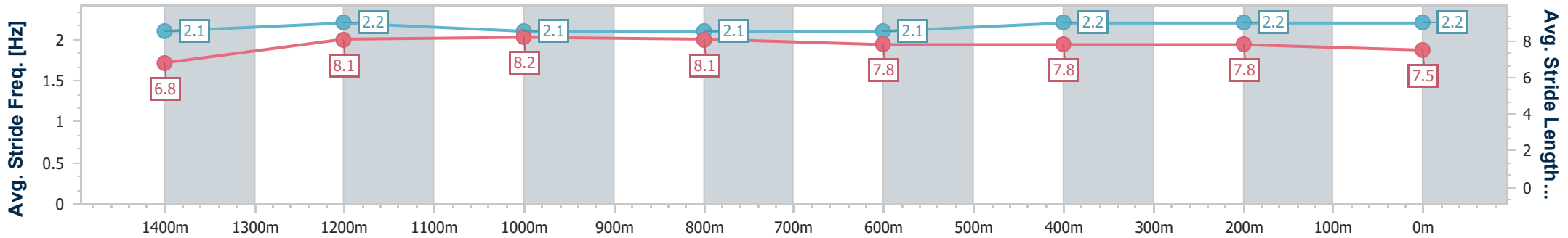
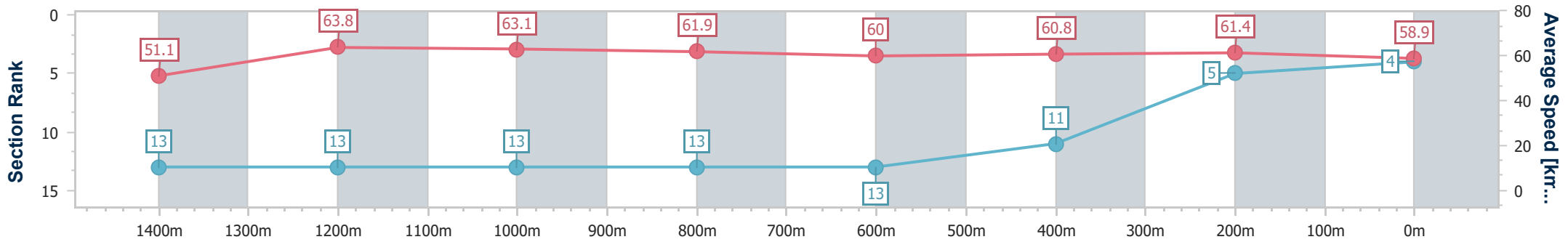
Race 2: BARRIER REEF POOLS Maiden Plate - 1600m



28 August 2024 - 13:08

Track Rating: Good 4, Weather: Fine, Rail Position: +5m Entire

Section	Overall	1400m	1200m	1000m	800m	600m	400m	200m
Section Times	1:36.85 [4] (0:14.11)	1:22.74 [13] (0:11.34)	1:11.40 [13] (0:11.45)	0:59.95 [13] (0:11.78)	0:48.17 [13] (0:12.21)	0:35.96 [13] (0:11.91)	0:24.05 [11] (0:11.74)	0:12.31 [5] (0:12.31)
Average Speed [km/h]	51.1	63.8	63.1	61.9	60.0	60.8	61.4	58.9
Top Speed [km/h]	65.5	65.5	64.2	62.8	61.4	61.8	62.3	60.8
Avg. Dist. to Rail [m]	7.4	2.9	3.5	3.7	3.1	0.9	4.8	6.3
Avg. Stride Freq. [Hz]	2.1	2.2	2.1	2.1	2.1	2.2	2.2	2.2
Avg. Stride Length [m]	6.8	8.1	8.2	8.1	7.8	7.8	7.8	7.5



- [] Ranking at each section and finish
- .-.- No data available at this section
- NA No data available



Horse/Jockey Name	Effie's Joy
Final Rank	5
Fastest Section Time (Section)	0:11.36 (1200m)
Top Speed [km/h] (Section)	64.2 (1200m)
Race State	Finished



Sunshine Coast QLD Professional

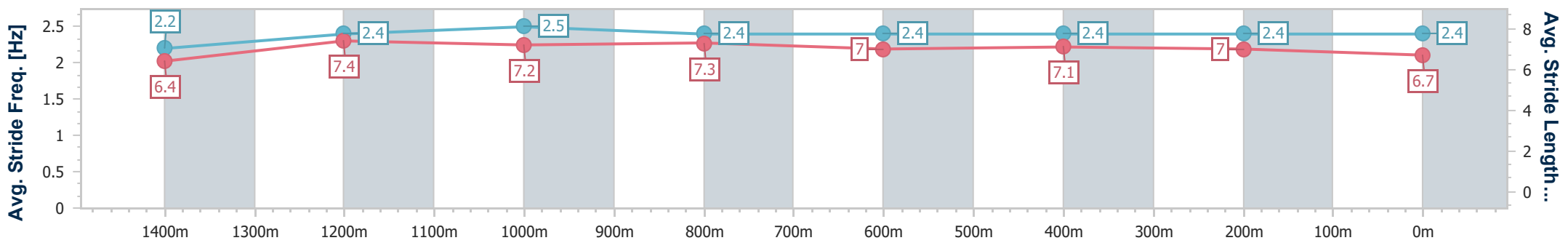
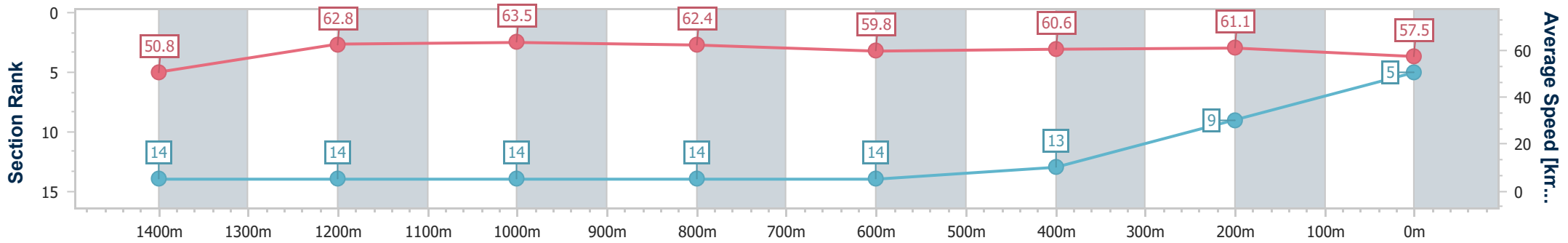
Race 2: BARRIER REEF POOLS Maiden Plate - 1600m



28 August 2024 - 13:08

Track Rating: Good 4, Weather: Fine, Rail Position: +5m Entire

Section	Overall	1400m	1200m	1000m	800m	600m	400m	200m
Section Times	1:37.40 [5] (0:14.20)	1:23.20 [14] (0:11.53)	1:11.67 [14] (0:11.36)	1:00.31 [14] (0:11.68)	0:48.63 [14] (0:12.24)	0:36.39 [14] (0:12.04)	0:24.35 [13] (0:11.79)	0:12.56 [9] (0:12.56)
Average Speed [km/h]	50.8	62.8	63.5	62.4	59.8	60.6	61.1	57.5
Top Speed [km/h]	62.8	64.1	64.2	64.2	62.7	62.2	63.7	61.6
Avg. Dist. to Rail [m]	10.3	3.1	3.1	3.7	3.5	1.9	5.6	5.6
Avg. Stride Freq. [Hz]	2.2	2.4	2.5	2.4	2.4	2.4	2.4	2.4
Avg. Stride Length [m]	6.4	7.4	7.2	7.3	7.0	7.1	7.0	6.7



- [] Ranking at each section and finish
- .-.- No data available at this section
- NA No data available



Horse/Jockey Name	Mr Tadashi
Final Rank	6
Fastest Section Time (Section)	0:11.17 (1400m)
Top Speed [km/h] (Section)	65.6 (1400m)
Race State	Finished



Sunshine Coast QLD Professional

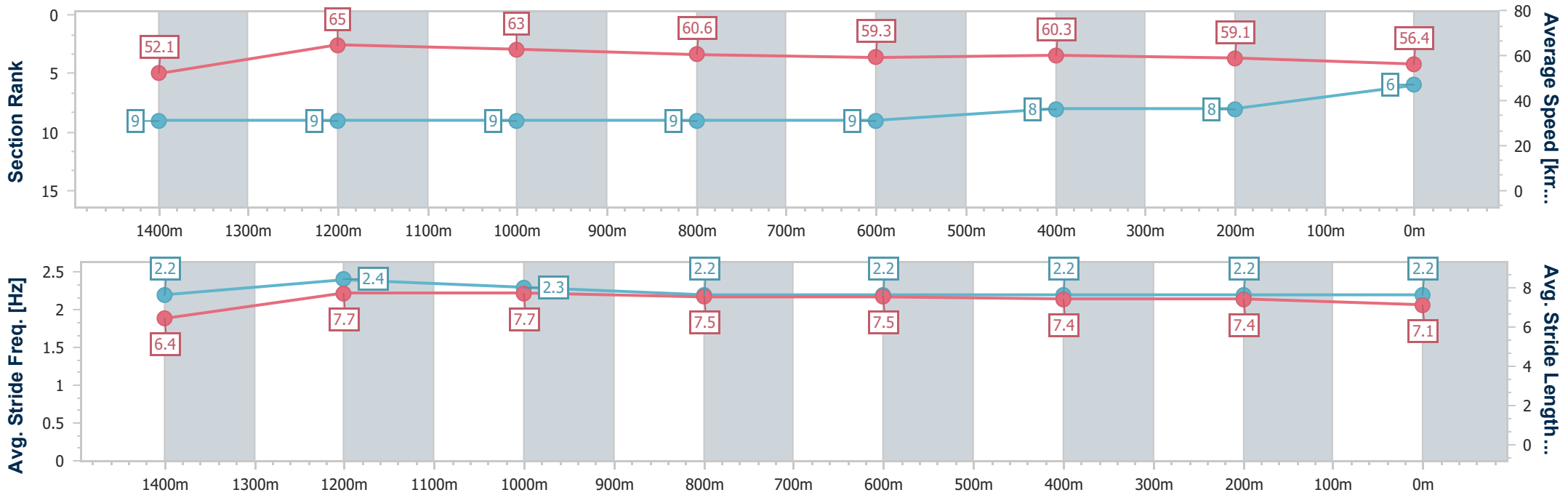
Race 2: BARRIER REEF POOLS Maiden Plate - 1600m



28 August 2024 - 13:08

Track Rating: Good 4, Weather: Fine, Rail Position: +5m Entire

Section	Overall	1400m	1200m	1000m	800m	600m	400m	200m
Section Times	1:37.58 [6] (0:13.79)	1:23.79 [9] (0:11.17)	1:12.62 [9] (0:11.43)	1:01.19 [9] (0:11.98)	0:49.21 [9] (0:12.21)	0:37.00 [9] (0:11.95)	0:25.05 [8] (0:12.14)	0:12.91 [8] (0:12.91)
Average Speed [km/h]	52.1	65.0	63.0	60.6	59.3	60.3	59.1	56.4
Top Speed [km/h]	64.7	65.6	65.0	61.9	60.3	61.6	60.6	57.7
Avg. Dist. to Rail [m]	3.1	2.2	2.5	2.8	1.2	0.2	1.2	1.3
Avg. Stride Freq. [Hz]	2.2	2.4	2.3	2.2	2.2	2.2	2.2	2.2
Avg. Stride Length [m]	6.4	7.7	7.7	7.5	7.5	7.4	7.4	7.1



- [] Ranking at each section and finish
- .-.-.- No data available at this section
- NA No data available



Horse/Jockey Name	Free As The Wind
Final Rank	7
Fastest Section Time (Section)	0:10.95 (1400m)
Top Speed [km/h] (Section)	68.0 (1400m)
Race State	Finished



Sunshine Coast QLD Professional

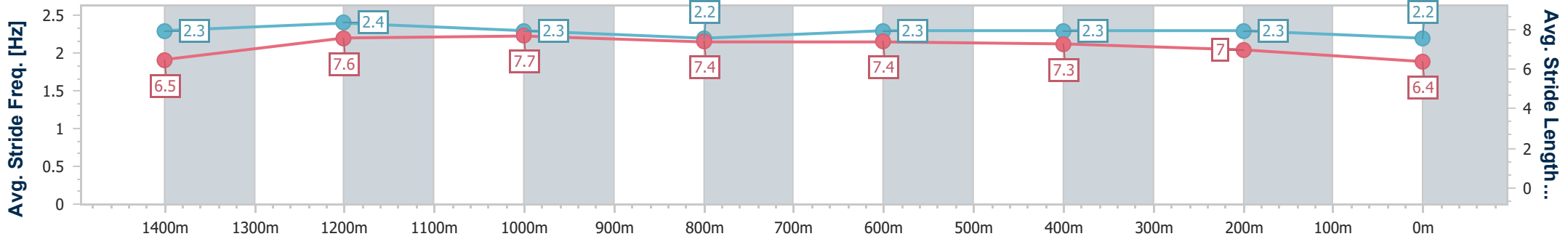
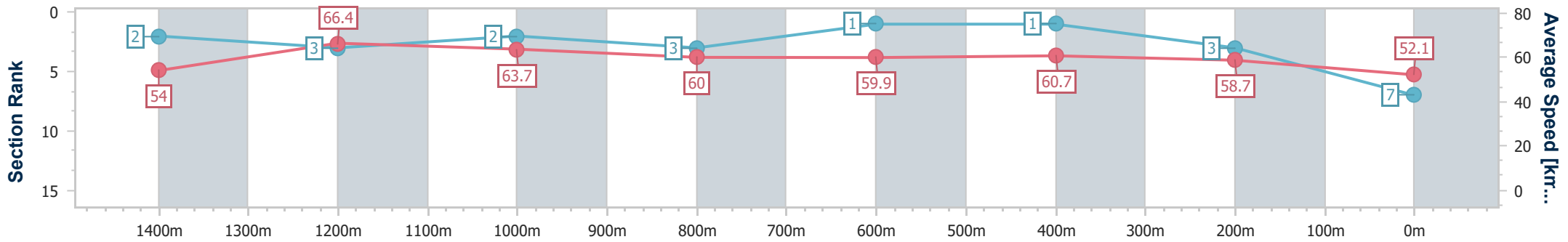
Race 2: BARRIER REEF POOLS Maiden Plate - 1600m



28 August 2024 - 13:08

Track Rating: Good 4, Weather: Fine, Rail Position: +5m Entire

Section	Overall	1400m	1200m	1000m	800m	600m	400m	200m
Section Times	1:37.71 [7] (0:13.35)	1:24.36 [2] (0:10.95)	1:13.41 [3] (0:11.37)	1:02.04 [2] (0:12.07)	0:49.97 [3] (0:12.05)	0:37.92 [1] (0:11.77)	0:26.15 [1] (0:12.26)	0:13.89 [3] (0:13.89)
Average Speed [km/h]	54.0	66.4	63.7	60.0	59.9	60.7	58.7	52.1
Top Speed [km/h]	66.0	68.0	65.1	62.2	60.7	61.9	60.9	56.0
Avg. Dist. to Rail [m]	6.4	5.1	3.2	2.5	0.5	1.1	1.5	3.2
Avg. Stride Freq. [Hz]	2.3	2.4	2.3	2.2	2.3	2.3	2.3	2.2
Avg. Stride Length [m]	6.5	7.6	7.7	7.4	7.4	7.3	7.0	6.4



- [] Ranking at each section and finish
- .-.- No data available at this section
- NA No data available



Horse/Jockey Name	Windy Wheels
Final Rank	8
Fastest Section Time (Section)	0:11.15 (1400m)
Top Speed [km/h] (Section)	66.3 (1400m)
Race State	Finished



Sunshine Coast QLD Professional

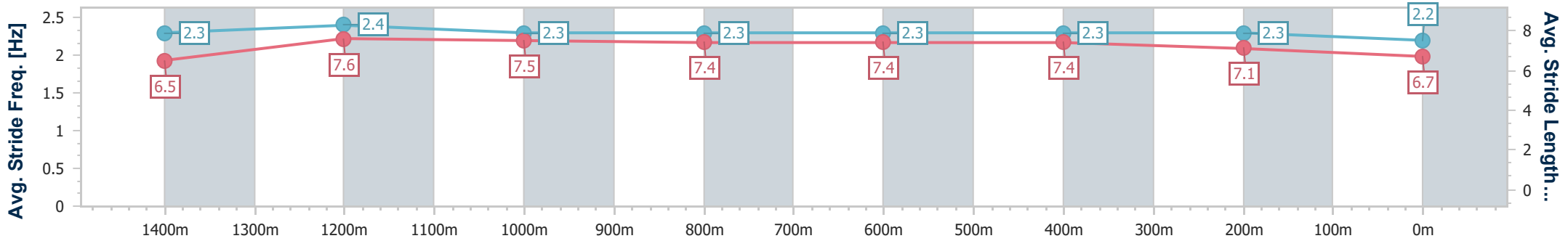
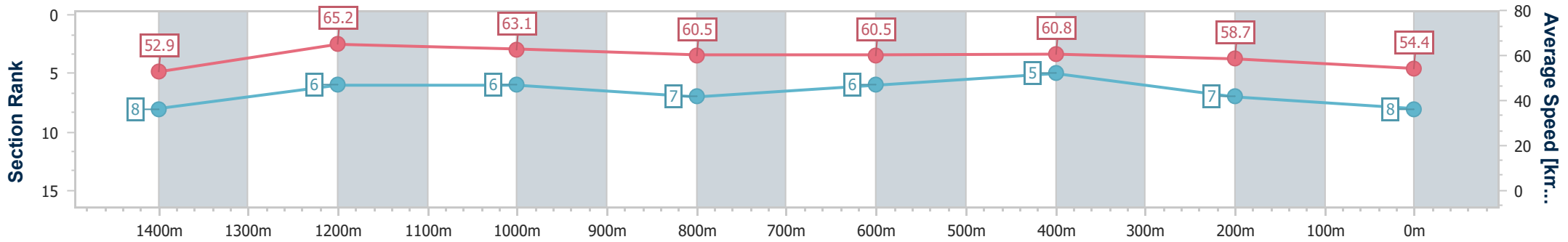
Race 2: BARRIER REEF POOLS Maiden Plate - 1600m



28 August 2024 - 13:08

Track Rating: Good 4, Weather: Fine, Rail Position: +5m Entire

Section	Overall	1400m	1200m	1000m	800m	600m	400m	200m
Section Times	1:37.92 [8] (0:13.61)	1:24.31 [8] (0:11.15)	1:13.16 [6] (0:11.43)	1:01.73 [6] (0:12.08)	0:49.65 [7] (0:12.12)	0:37.53 [6] (0:11.95)	0:25.58 [5] (0:12.26)	0:13.32 [7]
Average Speed [km/h]	52.9	65.2	63.1	60.5	60.5	60.8	58.7	54.4
Top Speed [km/h]	64.2	66.3	65.9	62.8	62.3	62.0	60.5	56.3
Avg. Dist. to Rail [m]	3.5	3.8	4.4	4.8	3.4	1.4	3.0	4.1
Avg. Stride Freq. [Hz]	2.3	2.4	2.3	2.3	2.3	2.3	2.3	2.2
Avg. Stride Length [m]	6.5	7.6	7.5	7.4	7.4	7.4	7.1	6.7



- [] Ranking at each section and finish
- .-.- No data available at this section
- NA No data available



Horse/Jockey Name	Lady Deanne
Final Rank	9
Fastest Section Time (Section)	0:11.24 (1400m)
Top Speed [km/h] (Section)	65.1 (Overall)
Race State	Finished



Sunshine Coast QLD Professional

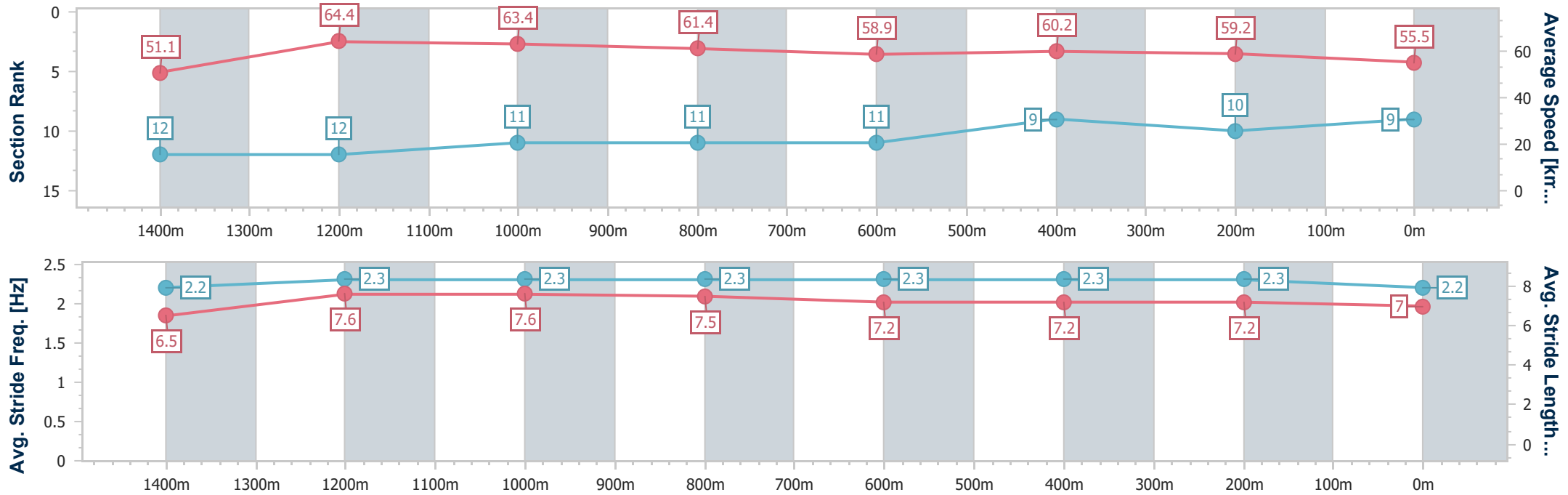
Race 2: BARRIER REEF POOLS Maiden Plate - 1600m



28 August 2024 - 13:08

Track Rating: Good 4, Weather: Fine, Rail Position: +5m Entire

Section	Overall	1400m	1200m	1000m	800m	600m	400m	200m
Section Times	1:37.94 [9] (0:14.07)	1:23.87 [12] (0:11.24)	1:12.63 [12] (0:11.39)	1:01.24 [11] (0:11.79)	0:49.45 [11] (0:12.28)	0:37.17 [11] (0:11.89)	0:25.28 [9] (0:12.19)	0:13.09 [10] (0:13.09)
Average Speed [km/h]	51.1	64.4	63.4	61.4	58.9	60.2	59.2	55.5
Top Speed [km/h]	65.1	65.1	64.0	63.0	60.9	61.3	59.8	58.3
Avg. Dist. to Rail [m]	3.5	2.0	2.7	2.6	1.0	1.2	2.0	5.3
Avg. Stride Freq. [Hz]	2.2	2.3	2.3	2.3	2.3	2.3	2.3	2.2
Avg. Stride Length [m]	6.5	7.6	7.6	7.5	7.2	7.2	7.2	7.0



- [] Ranking at each section and finish
- .-.- No data available at this section
- NA No data available



Horse/Jockey Name	Crusader Razor
Final Rank	10
Fastest Section Time (Section)	0:11.18 (1400m)
Top Speed [km/h] (Section)	65.5 (1400m)
Race State	Finished



Sunshine Coast QLD Professional

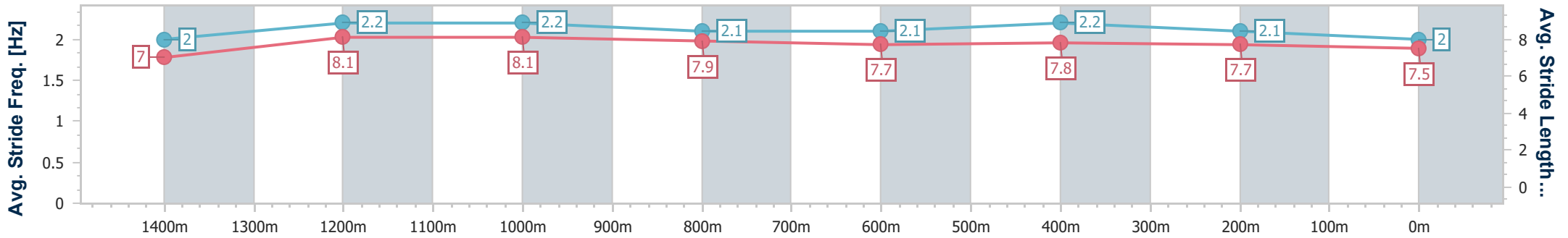
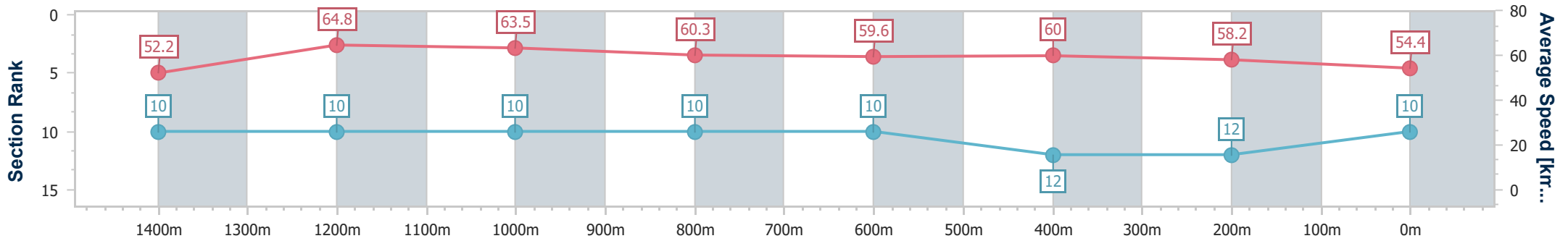
Race 2: BARRIER REEF POOLS Maiden Plate - 1600m



28 August 2024 - 13:08

Track Rating: Good 4, Weather: Fine, Rail Position: +5m Entire

Section	Overall	1400m	1200m	1000m	800m	600m	400m	200m
Section Times	1:38.36 [10] (0:13.85)	1:24.51 [10] (0:11.18)	1:13.33 [10] (0:11.41)	1:01.92 [10] (0:12.02)	0:49.90 [10] (0:12.24)	0:37.66 [10] (0:12.10)	0:25.56 [12] (0:12.37)	0:13.19 [12] (0:13.19)
Average Speed [km/h]	52.2	64.8	63.5	60.3	59.6	60.0	58.2	54.4
Top Speed [km/h]	64.8	65.5	64.5	62.5	60.3	60.5	60.2	56.8
Avg. Dist. to Rail [m]	6.6	3.6	3.8	3.5	2.0	1.6	4.3	4.1
Avg. Stride Freq. [Hz]	2.0	2.2	2.2	2.1	2.1	2.2	2.1	2.0
Avg. Stride Length [m]	7.0	8.1	8.1	7.9	7.7	7.8	7.7	7.5



- [] Ranking at each section and finish
- .-.- No data available at this section
- NA No data available



Horse/Jockey Name	Dawn Party
Final Rank	11
Fastest Section Time (Section)	0:10.83 (1400m)
Top Speed [km/h] (Section)	69.2 (1400m)
Race State	Finished



Sunshine Coast QLD Professional

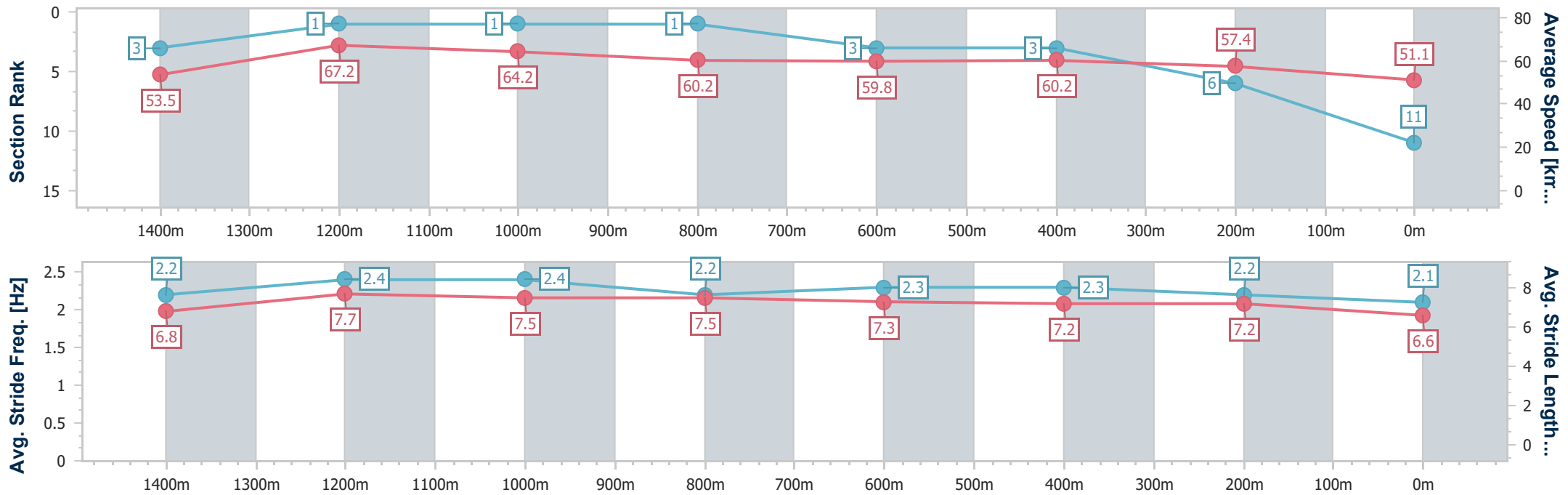
Race 2: BARRIER REEF POOLS Maiden Plate - 1600m



28 August 2024 - 13:08

Track Rating: Good 4, Weather: Fine, Rail Position: +5m Entire

Section	Overall	1400m	1200m	1000m	800m	600m	400m	200m
Section Times	1:38.74 [11] (0:13.46)	1:25.28 [3] (0:10.83)	1:14.45 [1] (0:11.23)	1:03.22 [1] (0:12.15)	0:51.07 [1] (0:12.40)	0:38.67 [3] (0:11.91)	0:26.76 [3] (0:12.59)	0:14.17 [6] (0:14.17)
Average Speed [km/h]	53.5	67.2	64.2	60.2	59.8	60.2	57.4	51.1
Top Speed [km/h]	66.2	69.2	69.0	61.7	61.2	61.1	59.6	54.7
Avg. Dist. to Rail [m]	10.1	3.8	4.1	5.5	4.8	1.3	2.7	4.0
Avg. Stride Freq. [Hz]	2.2	2.4	2.4	2.2	2.3	2.3	2.2	2.1
Avg. Stride Length [m]	6.8	7.7	7.5	7.5	7.3	7.2	7.2	6.6



- [] Ranking at each section and finish
- .-.- No data available at this section
- NA No data available



Horse/Jockey Name	Kellisa
Final Rank	12
Fastest Section Time (Section)	0:11.26 (1400m)
Top Speed [km/h] (Section)	65.9 (Overall)
Race State	Finished



Sunshine Coast QLD Professional

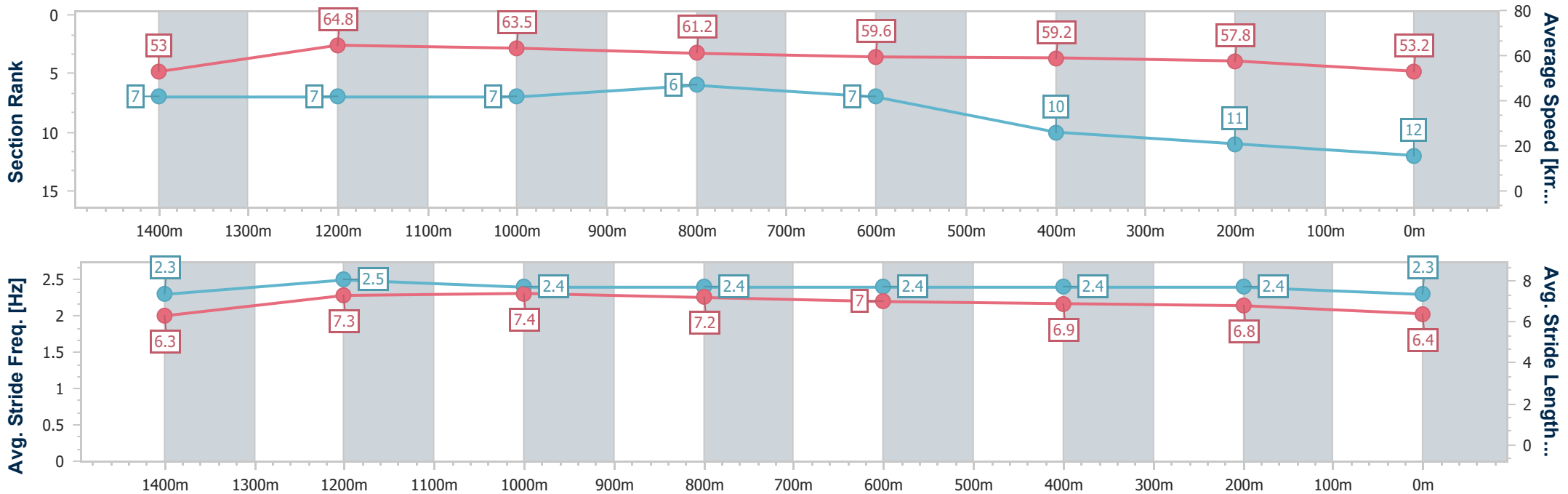
Race 2: BARRIER REEF POOLS Maiden Plate - 1600m



28 August 2024 - 13:08

Track Rating: Good 4, Weather: Fine, Rail Position: +5m Entire

Section	Overall	1400m	1200m	1000m	800m	600m	400m	200m
Section Times	1:38.77 [12] (0:13.60)	1:25.17 [7] (0:11.26)	1:13.91 [7] (0:11.39)	1:02.52 [7] (0:11.88)	0:50.64 [6] (0:12.29)	0:38.35 [7] (0:12.24)	0:26.11 [10] (0:12.46)	0:13.65 [11] (0:13.65)
Average Speed [km/h]	53.0	64.8	63.5	61.2	59.6	59.2	57.8	53.2
Top Speed [km/h]	65.9	65.8	65.4	62.5	61.1	60.6	60.2	55.5
Avg. Dist. to Rail [m]	9.7	5.2	4.7	5.1	2.7	1.2	4.5	6.2
Avg. Stride Freq. [Hz]	2.3	2.5	2.4	2.4	2.4	2.4	2.4	2.3
Avg. Stride Length [m]	6.3	7.3	7.4	7.2	7.0	6.9	6.8	6.4



- [] Ranking at each section and finish
- .-.- No data available at this section
- NA No data available



Horse/Jockey Name	On The Veuve
Final Rank	13
Fastest Section Time (Section)	0:11.40 (1400m)
Top Speed [km/h] (Section)	65.1 (Overall)
Race State	Finished



Sunshine Coast QLD Professional

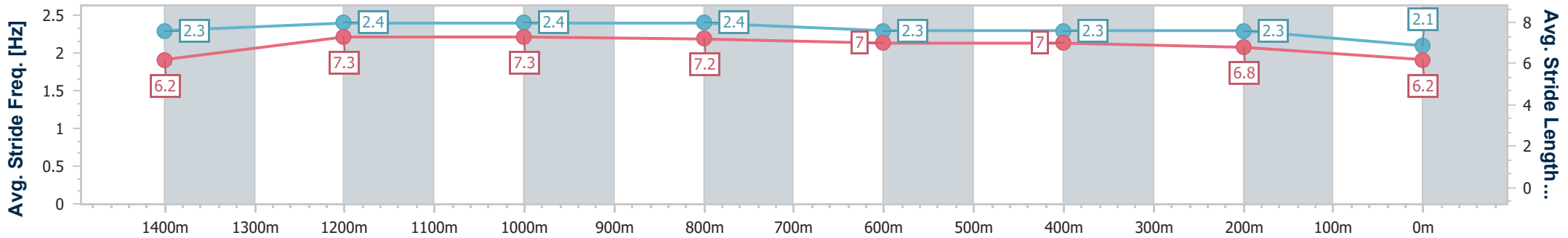
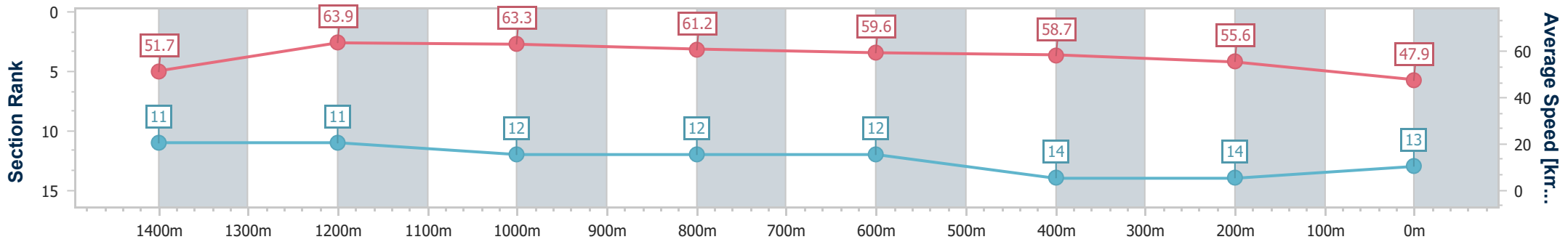
Race 2: BARRIER REEF POOLS Maiden Plate - 1600m



28 August 2024 - 13:08

Track Rating: Good 4, Weather: Fine, Rail Position: +5m Entire

Section	Overall	1400m	1200m	1000m	800m	600m	400m	200m
Section Times	1:41.22 [13] (0:13.91)	1:27.31 [11] (0:11.40)	1:15.91 [11] (0:11.40)	1:04.51 [12] (0:11.91)	0:52.60 [12] (0:12.20)	0:40.40 [12] (0:12.28)	0:28.12 [14] (0:13.01)	0:15.11 [14] (0:15.11)
Average Speed [km/h]	51.7	63.9	63.3	61.2	59.6	58.7	55.6	47.9
Top Speed [km/h]	65.1	64.6	64.7	63.1	60.4	60.2	58.0	52.3
Avg. Dist. to Rail [m]	8.0	4.4	4.0	3.7	1.8	0.7	3.8	4.2
Avg. Stride Freq. [Hz]	2.3	2.4	2.4	2.4	2.3	2.3	2.3	2.1
Avg. Stride Length [m]	6.2	7.3	7.3	7.2	7.0	7.0	6.8	6.2



- [] Ranking at each section and finish
- .-.- No data available at this section
- NA No data available



Horse/Jockey Name	Resurrected
Final Rank	14
Fastest Section Time (Section)	0:11.07 (1400m)
Top Speed [km/h] (Section)	66.0 (1400m)
Race State	Finished



Sunshine Coast QLD Professional

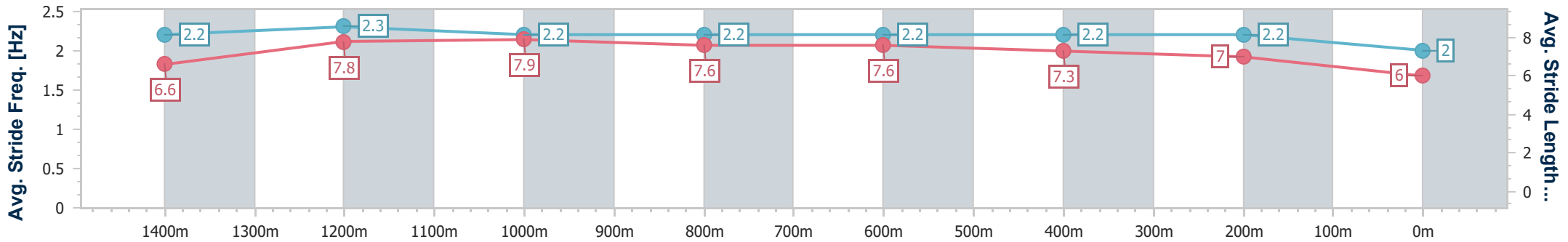
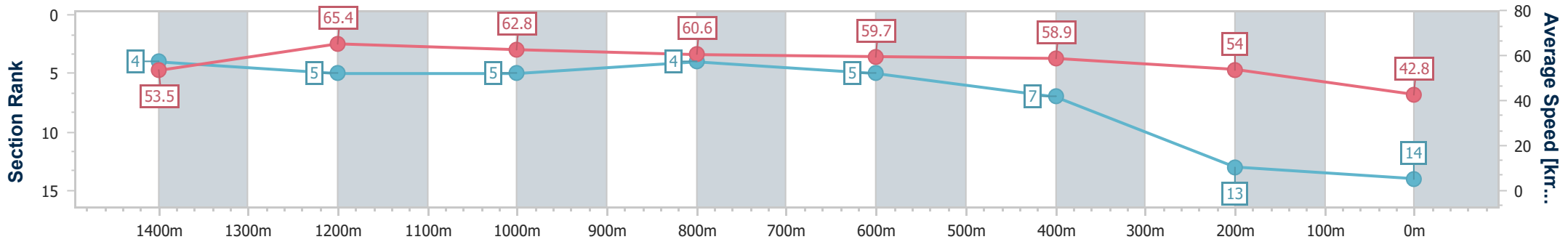
Race 2: BARRIER REEF POOLS Maiden Plate - 1600m



28 August 2024 - 13:08

Track Rating: Good 4, Weather: Fine, Rail Position: +5m Entire

Section	Overall	1400m	1200m	1000m	800m	600m	400m	200m
Section Times	1:42.73 [14] (0:13.50)	1:29.23 [4] (0:11.07)	1:18.16 [5] (0:11.49)	1:06.67 [5] (0:11.98)	0:54.69 [4] (0:12.26)	0:42.43 [5] (0:12.17)	0:30.26 [7] (0:13.36)	0:16.90 [13] (0:16.90)
Average Speed [km/h]	53.5	65.4	62.8	60.6	59.7	58.9	54.0	42.8
Top Speed [km/h]	65.1	66.0	65.4	62.2	60.3	60.1	57.8	47.6
Avg. Dist. to Rail [m]	0.8	1.2	3.6	4.5	2.7	0.7	0.8	1.5
Avg. Stride Freq. [Hz]	2.2	2.3	2.2	2.2	2.2	2.2	2.2	2.0
Avg. Stride Length [m]	6.6	7.8	7.9	7.6	7.6	7.3	7.0	6.0



- [] Ranking at each section and finish
- .-.- No data available at this section
- NA No data available