



Sunshine Coast QLD Professional

Race 3: DOUBLE R GROUP Class 1 Handicap - 1600m

28 August 2024 - 13:43



Track Rating: Good 4, Weather: Fine, Rail Position: +5m Entire

Section		Overall	1400m	1200m	1000m	800m	600m	400m	Last 600m				
Field Times		1:37.10 (0:13.44)	1:23.66 (0:11.32)	1:12.34 (0:12.09)	1:00.25 (0:12.72)	0:47.53 (0:12.31)	0:35.22 (0:11.67)	0:23.55 (0:11.42)	0:35.22				
Rank	TAB Horse/Jockey	Barrier	Top Speed [km/h]	Fastest Section									Distance Travelled [m]
1	3 MIDORI MOVER Noel Callow	3	65.2 400m	0:11.24 400m	1:37.10 [1] (0:13.93)	1:23.17 [7] (0:11.71)	1:11.46 [8] (0:12.20)	0:59.26 [9] (0:12.91)	0:46.35 [8] (0:11.93)	0:34.42 [8] (0:11.32)	0:23.10 [7] (0:11.24)	0:34.42	
2	6 JENNI MOREESE Karl Zechner	1	65.4 400m	0:11.24 400m	1:37.16 [2] (0:13.75)	1:23.41 [5] (0:11.60)	1:11.81 [5] (0:12.08)	0:59.73 [5] (0:12.80)	0:46.93 [5] (0:12.25)	0:34.68 [5] (0:11.44)	0:23.24 [6] (0:11.24)	0:34.68	-2
3	10 GINASUE Georgina Cartwright	8	65.7 1400m	0:11.26 600m	1:37.21 [3] (0:14.07)	1:23.14 [9] (0:11.42)	1:11.72 [7] (0:12.10)	0:59.62 [7] (0:12.90)	0:46.72 [7] (0:12.12)	0:34.60 [7] (0:11.26)	0:23.34 [5] (0:11.26)	0:34.60	-3
4	2 NOTACLUEHOWORWHO Nikita Beriman	5	65.3 Overall	0:11.45 1400m	1:37.44 [4] (0:13.62)	1:23.82 [3] (0:11.45)	1:12.37 [3] (0:12.06)	1:00.31 [3] (0:12.80)	0:47.51 [3] (0:12.18)	0:35.33 [3] (0:11.56)	0:23.77 [3] (0:11.51)	0:35.33	+0
5	7 PINTURA ROSA Marnu Potgieter	6	65.2 400m	0:11.26 400m	1:37.56 [5] (0:13.88)	1:23.68 [6] (0:11.59)	1:12.09 [6] (0:12.03)	1:00.06 [6] (0:12.90)	0:47.16 [6] (0:12.13)	0:35.03 [6] (0:11.54)	0:23.49 [8] (0:11.26)	0:35.03	+3
6	1 RICH AGAIN Samantha Collett	9	65.9 Overall	0:11.32 1400m	1:37.63 [6] (0:13.44)	1:24.19 [1] (0:11.32)	1:12.87 [1] (0:12.09)	1:00.78 [1] (0:12.72)	0:48.06 [1] (0:12.31)	0:35.75 [1] (0:11.67)	0:24.08 [1] (0:11.42)	0:35.75	+1
7	9 DESHORENTE Tahlia Fenlon	2	65.6 1400m	0:11.43 1400m	1:37.84 [7] (0:13.68)	1:24.16 [4] (0:11.43)	1:12.73 [4] (0:12.12)	1:00.61 [4] (0:12.81)	0:47.80 [4] (0:12.21)	0:35.59 [4] (0:11.57)	0:24.02 [4] (0:11.61)	0:35.59	-6
8	8 BEAN ALL OVA Ron Stewart	4	66.4 1400m	0:11.26 1400m	1:37.91 [8] (0:13.50)	1:24.41 [2] (0:11.26)	1:13.15 [2] (0:12.11)	1:01.04 [2] (0:12.75)	0:48.29 [2] (0:12.31)	0:35.98 [2] (0:11.69)	0:24.29 [2] (0:11.67)	0:35.98	-1
9	4 MISS MIRIAM Damien Thornton	10	64.3 600m	0:11.49 600m	1:43.92 [9] (0:14.00)	1:29.92 [8] (0:11.72)	1:18.20 [9] (0:12.14)	1:06.06 [10] (0:12.97)	0:53.09 [10] (0:11.95)	0:41.14 [9] (0:11.49)	0:29.65 [9] (0:12.18)	0:41.14	+1
10	5 BOVIDAE Justin Huxtable	7	64.1 1400m	0:11.68 1400m	1:50.28 [10] (0:14.12)	1:36.16 [10] (0:11.68)	1:24.48 [10] (0:12.01)	1:12.47 [8] (0:12.96)	0:59.51 [9] (0:12.14)	0:47.37 [10] (0:12.08)	0:35.29 [10] (0:15.38)	0:47.37	-7

[] Ranking at each section and finish
 -:-:- No data available at this section
 NA No data available

SCN Saddle cloth number
 DNF Did not finish
 DNT Did not track



Sunshine Coast QLD Professional

Race 3: DOUBLE R GROUP Class 1 Handicap - 1600m

28 August 2024 - 13:43



Track Rating: Good 4, Weather: Fine, Rail Position: +5m Entire

Section							200m			Last 600m
Field Times							0:12.13			0:35.22
							(0:12.13)			
Rank	TAB	Horse/Jockey	Barrier	Top Speed [km/h]	Fastest Section	Margin			Distance Travelled [m]	
1	3	MIDORI MOVER	3	65.2	0:11.24	0:11.86 [5]	1:37.10		0:34.42	
		Noel Callow		400m	400m	(0:11.86)				
2	6	JENNI MOREESE	1	65.4	0:11.24	0:12.00 [3]	0.3L		0:34.68	
		Karl Zechner		400m	400m	(0:12.00)			-2	
3	10	GINASUE	8	65.7	0:11.26	0:12.08 [2]	0.5L		0:34.60	
		Georgina Cartwright		1400m	600m	(0:12.08)			-3	
4	2	NOTACLUEHOWORWHO	5	65.3	0:11.45	0:12.26 [4]	1.8L		0:35.33	
		Nikita Beriman		Overall	1400m	(0:12.26)			+0	
5	7	PINTURA ROSA	6	65.2	0:11.26	0:12.23 [7]	2.3L		0:35.03	
		Marnu Potgieter		400m	400m	(0:12.23)			+3	
6	1	RICH AGAIN	9	65.9	0:11.32	0:12.66 [1]	2.6L		0:35.75	
		Samantha Collett		Overall	1400m	(0:12.66)			+1	
7	9	DESHORENTE	2	65.6	0:11.43	0:12.41 [8]	3.6L		0:35.59	
		Tahlia Fenlon		1400m	1400m	(0:12.41)			-6	
8	8	BEAN ALL OVA	4	66.4	0:11.26	0:12.62 [6]	3.9L		0:35.98	
		Ron Stewart		1400m	1400m	(0:12.62)			-1	
9	4	MISS MIRIAM	10	64.3	0:11.49	0:17.47 [9]	39.2L		0:41.14	
		Damien Thornton		600m	600m	(0:17.47)			+1	
10	5	BOVIDAE	7	64.1	0:11.68	0:19.91 [10]	76.5L		0:47.37	
		Justin Huxtable		1400m	1400m	(0:19.91)			-7	

[] Ranking at each section and finish
 -:-:- No data available at this section
 NA No data available

SCN Saddle cloth number
 DNF Did not finish
 DNT Did not track



Horse/Jockey Name	Midori Mover
Final Rank	1
Fastest Section Time (Section)	0:11.24 (400m)
Top Speed [km/h] (Section)	65.2 (400m)
Race State	Finished



Sunshine Coast QLD Professional

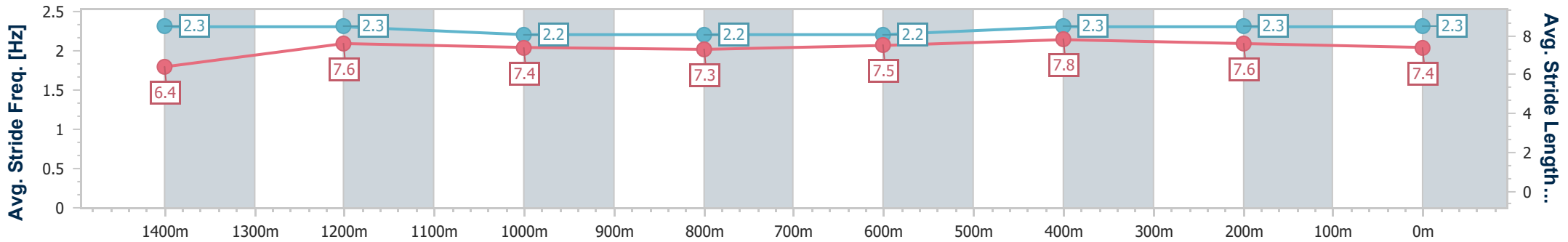
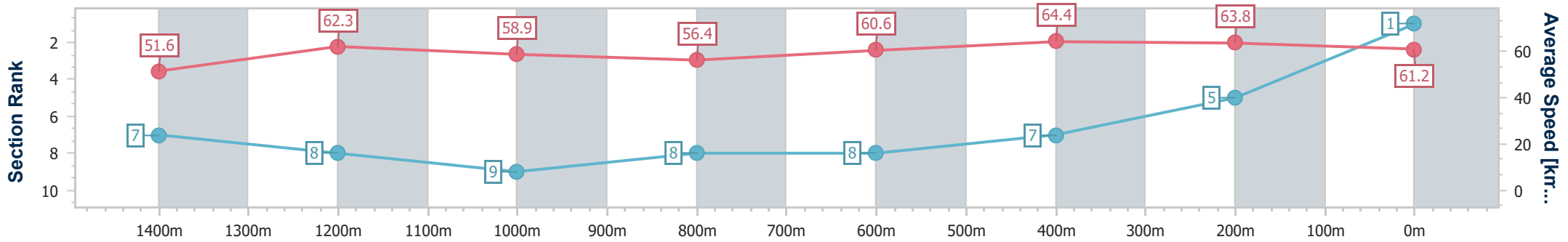
Race 3: DOUBLE R GROUP Class 1 Handicap - 1600m



28 August 2024 - 13:43

Track Rating: Good 4, Weather: Fine, Rail Position: +5m Entire

Section	Overall	1400m	1200m	1000m	800m	600m	400m	200m
Section Times	1:37.10 [1] (0:13.93)	1:23.17 [7] (0:11.71)	1:11.46 [8] (0:12.20)	0:59.26 [9] (0:12.91)	0:46.35 [8] (0:11.93)	0:34.42 [8] (0:11.32)	0:23.10 [7] (0:11.24)	0:11.86 [5]
Average Speed [km/h]	51.6	62.3	58.9	56.4	60.6	64.4	63.8	61.2
Top Speed [km/h]	63.8	64.2	60.5	58.2	63.9	65.1	65.2	64.0
Avg. Dist. to Rail [m]	4.1	3.7	3.3	3.3	1.2	1.8	5.5	6.2
Avg. Stride Freq. [Hz]	2.3	2.3	2.2	2.2	2.2	2.3	2.3	2.3
Avg. Stride Length [m]	6.4	7.6	7.4	7.3	7.5	7.8	7.6	7.4



- [] Ranking at each section and finish
- .-.- No data available at this section
- NA No data available



Horse/Jockey Name	Jenni Moreese
Final Rank	2
Fastest Section Time (Section)	0:11.24 (400m)
Top Speed [km/h] (Section)	65.4 (400m)
Race State	Finished



Sunshine Coast QLD Professional

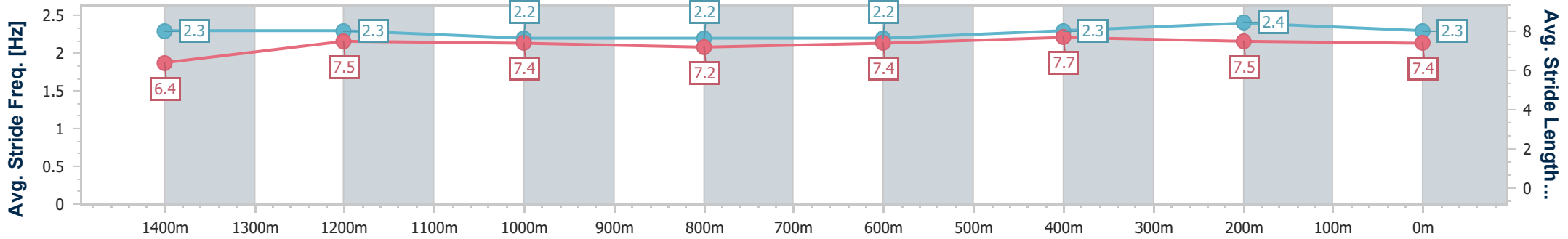
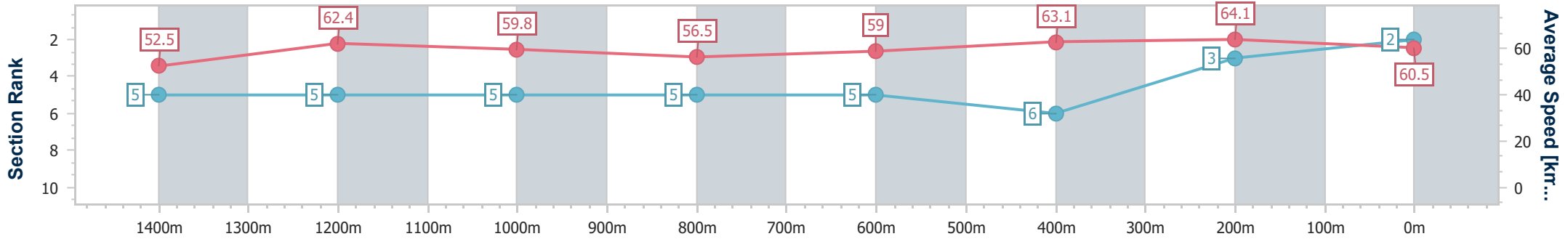
Race 3: DOUBLE R GROUP Class 1 Handicap - 1600m



28 August 2024 - 13:43

Track Rating: Good 4, Weather: Fine, Rail Position: +5m Entire

Section	Overall	1400m	1200m	1000m	800m	600m	400m	200m
Section Times	1:37.16 [2] (0:13.75)	1:23.41 [5] (0:11.60)	1:11.81 [5] (0:12.08)	0:59.73 [5] (0:12.80)	0:46.93 [5] (0:12.25)	0:34.68 [5] (0:11.44)	0:23.24 [6] (0:11.24)	0:12.00 [3] (0:12.00)
Average Speed [km/h]	52.5	62.4	59.8	56.5	59.0	63.1	64.1	60.5
Top Speed [km/h]	64.1	63.7	61.7	58.5	61.2	65.0	65.4	62.7
Avg. Dist. to Rail [m]	2.6	2.6	3.1	2.6	0.9	0.6	4.5	4.5
Avg. Stride Freq. [Hz]	2.3	2.3	2.2	2.2	2.2	2.3	2.4	2.3
Avg. Stride Length [m]	6.4	7.5	7.4	7.2	7.4	7.7	7.5	7.4



- [] Ranking at each section and finish
- .-.-.- No data available at this section
- NA No data available



Horse/Jockey Name	Ginasue
Final Rank	3
Fastest Section Time (Section)	0:11.26 (600m)
Top Speed [km/h] (Section)	65.7 (1400m)
Race State	Finished



Sunshine Coast QLD Professional

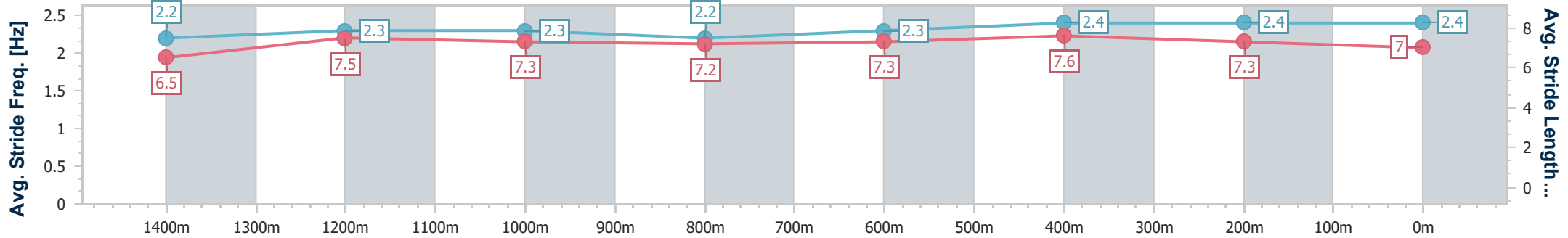
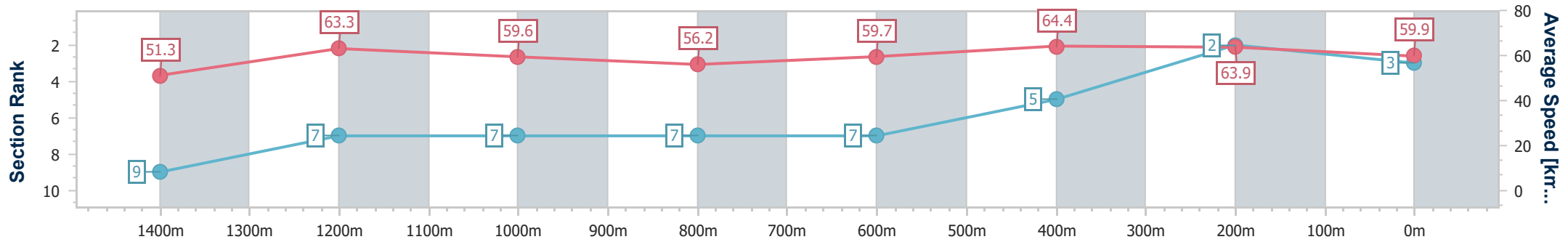
Race 3: DOUBLE R GROUP Class 1 Handicap - 1600m



28 August 2024 - 13:43

Track Rating: Good 4, Weather: Fine, Rail Position: +5m Entire

Section	Overall	1400m	1200m	1000m	800m	600m	400m	200m
Section Times	1:37.21 [3] (0:14.07)	1:23.14 [9] (0:11.42)	1:11.72 [7] (0:12.10)	0:59.62 [7] (0:12.90)	0:46.72 [7] (0:12.12)	0:34.60 [7] (0:11.26)	0:23.34 [5] (0:11.26)	0:12.08 [2] (0:12.08)
Average Speed [km/h]	51.3	63.3	59.6	56.2	59.7	64.4	63.9	59.9
Top Speed [km/h]	65.6	65.7	62.1	58.0	62.4	65.7	65.2	63.0
Avg. Dist. to Rail [m]	6.7	2.1	2.6	2.6	0.8	0.8	4.7	3.5
Avg. Stride Freq. [Hz]	2.2	2.3	2.3	2.2	2.3	2.4	2.4	2.4
Avg. Stride Length [m]	6.5	7.5	7.3	7.2	7.3	7.6	7.3	7.0



- [] Ranking at each section and finish
- .-.-.- No data available at this section
- NA No data available



Horse/Jockey Name	Notacluehoworwho
Final Rank	4
Fastest Section Time (Section)	0:11.45 (1400m)
Top Speed [km/h] (Section)	65.3 (Overall)
Race State	Finished



Sunshine Coast QLD Professional

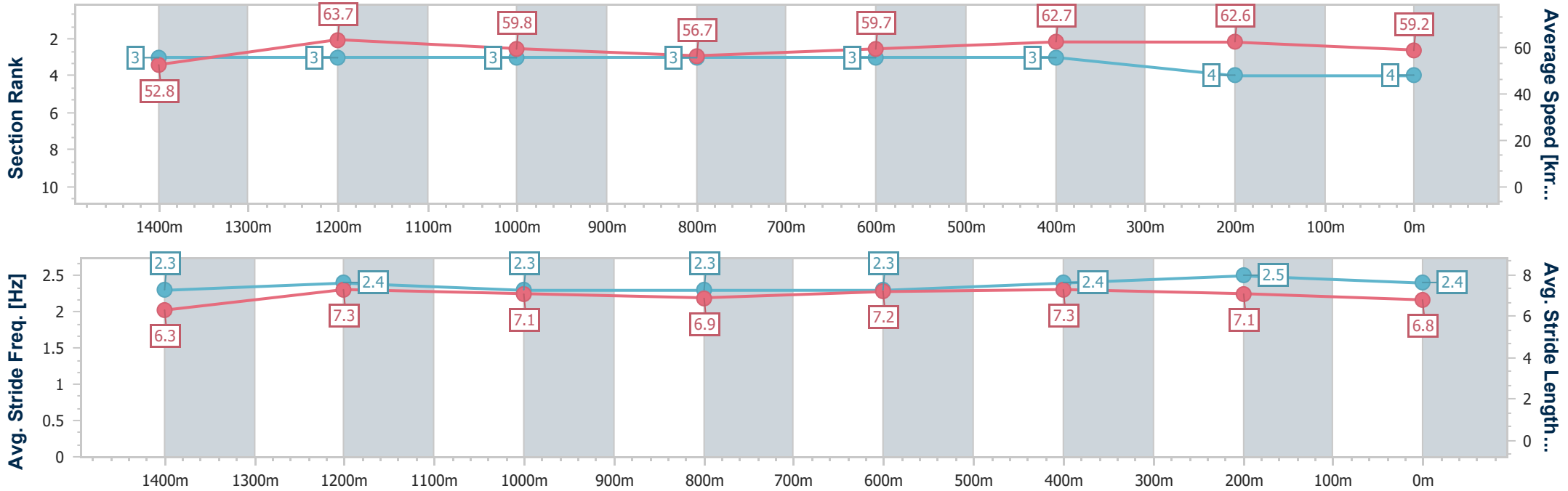
Race 3: DOUBLE R GROUP Class 1 Handicap - 1600m



28 August 2024 - 13:43

Track Rating: Good 4, Weather: Fine, Rail Position: +5m Entire

Section	Overall	1400m	1200m	1000m	800m	600m	400m	200m
Section Times	1:37.44 [4] (0:13.62)	1:23.82 [3] (0:11.45)	1:12.37 [3] (0:12.06)	1:00.31 [3] (0:12.80)	0:47.51 [3] (0:12.18)	0:35.33 [3] (0:11.56)	0:23.77 [3] (0:11.51)	0:12.26 [4] (0:12.26)
Average Speed [km/h]	52.8	63.7	59.8	56.7	59.7	62.7	62.6	59.2
Top Speed [km/h]	65.3	65.2	61.5	58.9	61.3	64.4	63.1	62.3
Avg. Dist. to Rail [m]	5.7	4.1	3.6	3.5	1.5	0.9	4.9	5.1
Avg. Stride Freq. [Hz]	2.3	2.4	2.3	2.3	2.3	2.4	2.5	2.4
Avg. Stride Length [m]	6.3	7.3	7.1	6.9	7.2	7.3	7.1	6.8



- [] Ranking at each section and finish
- .-.- No data available at this section
- NA No data available



Horse/Jockey Name	Pintura Rosa
Final Rank	5
Fastest Section Time (Section)	0:11.26 (400m)
Top Speed [km/h] (Section)	65.2 (400m)
Race State	Finished



Sunshine Coast QLD Professional

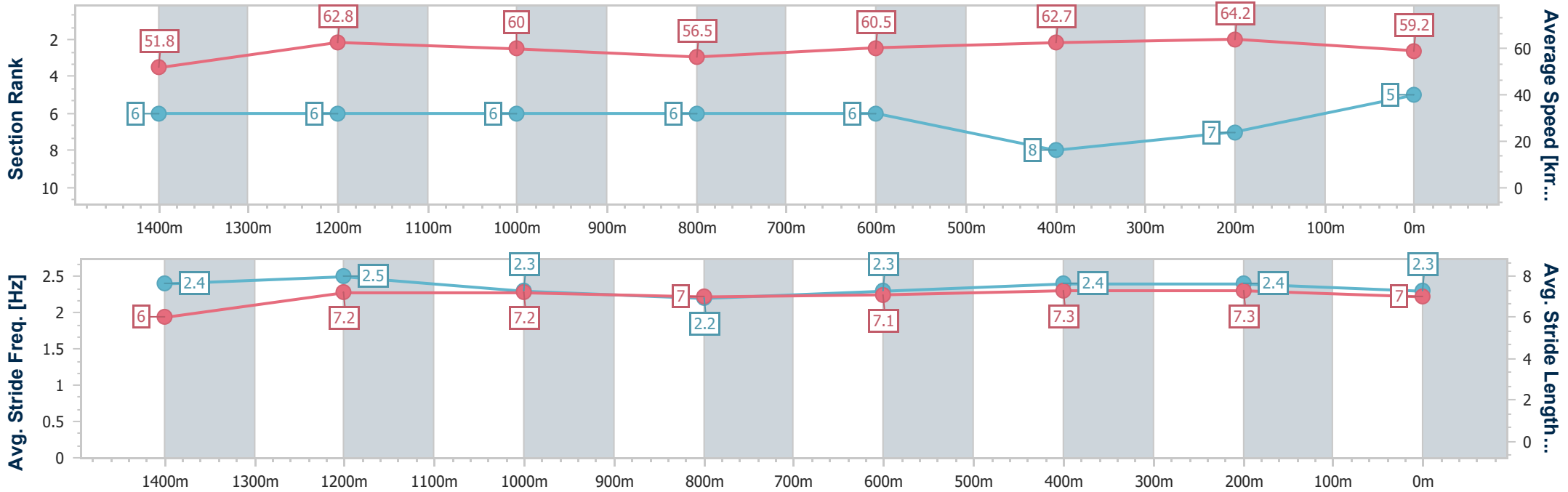
Race 3: DOUBLE R GROUP Class 1 Handicap - 1600m



28 August 2024 - 13:43

Track Rating: Good 4, Weather: Fine, Rail Position: +5m Entire

Section	Overall	1400m	1200m	1000m	800m	600m	400m	200m
Section Times	1:37.56 [5] (0:13.88)	1:23.68 [6] (0:11.59)	1:12.09 [6] (0:12.03)	1:00.06 [6] (0:12.90)	0:47.16 [6] (0:12.13)	0:35.03 [6] (0:11.54)	0:23.49 [8] (0:11.26)	0:12.23 [7] (0:12.23)
Average Speed [km/h]	51.8	62.8	60.0	56.5	60.5	62.7	64.2	59.2
Top Speed [km/h]	63.7	64.2	62.5	59.3	63.5	63.9	65.2	61.9
Avg. Dist. to Rail [m]	7.2	4.8	4.5	4.6	3.1	1.3	5.2	6.0
Avg. Stride Freq. [Hz]	2.4	2.5	2.3	2.2	2.3	2.4	2.4	2.3
Avg. Stride Length [m]	6.0	7.2	7.2	7.0	7.1	7.3	7.3	7.0



- [] Ranking at each section and finish
- .-.- No data available at this section
- NA No data available



Horse/Jockey Name	Rich Again
Final Rank	6
Fastest Section Time (Section)	0:11.32 (1400m)
Top Speed [km/h] (Section)	65.9 (Overall)
Race State	Finished



Sunshine Coast QLD Professional

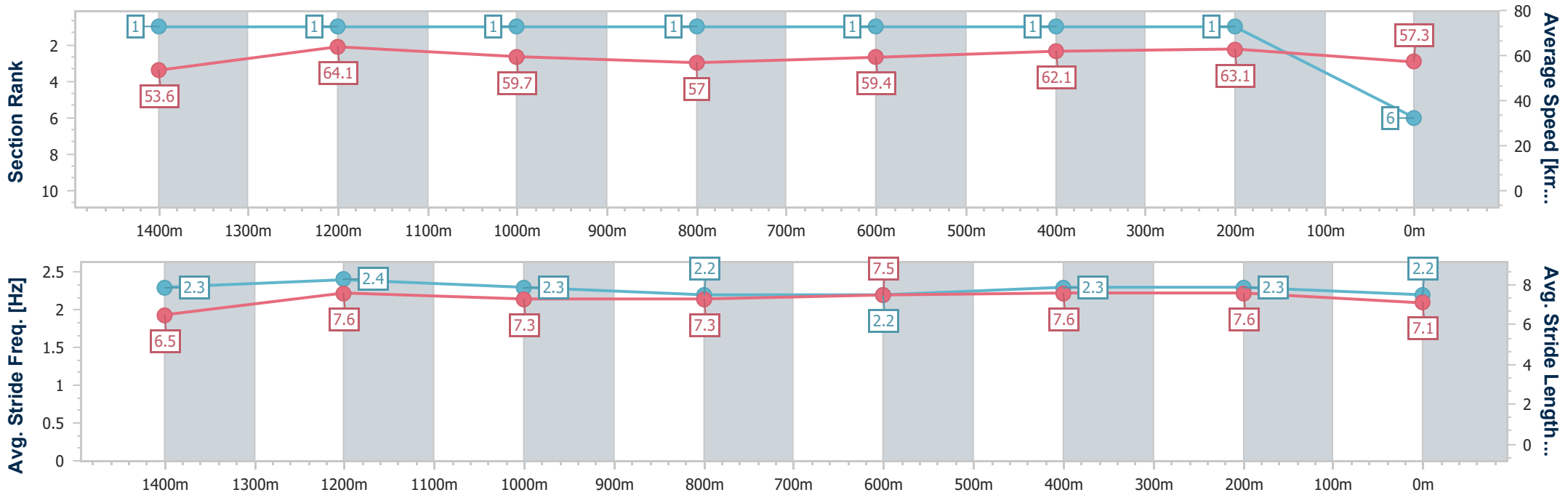
Race 3: DOUBLE R GROUP Class 1 Handicap - 1600m



28 August 2024 - 13:43

Track Rating: Good 4, Weather: Fine, Rail Position: +5m Entire

Section	Overall	1400m	1200m	1000m	800m	600m	400m	200m
Section Times	1:37.63 [6] (0:13.44)	1:24.19 [1] (0:11.32)	1:12.87 [1] (0:12.09)	1:00.78 [1] (0:12.72)	0:48.06 [1] (0:12.31)	0:35.75 [1] (0:11.67)	0:24.08 [1] (0:11.42)	0:12.66 [1] (0:12.66)
Average Speed [km/h]	53.6	64.1	59.7	57.0	59.4	62.1	63.1	57.3
Top Speed [km/h]	65.9	65.8	62.1	58.2	61.1	63.6	64.6	61.1
Avg. Dist. to Rail [m]	8.6	4.0	2.9	2.9	2.2	1.4	1.8	0.3
Avg. Stride Freq. [Hz]	2.3	2.4	2.3	2.2	2.2	2.3	2.3	2.2
Avg. Stride Length [m]	6.5	7.6	7.3	7.3	7.5	7.6	7.6	7.1



- [] Ranking at each section and finish
- .-.- No data available at this section
- NA No data available



Horse/Jockey Name	Deshorente
Final Rank	7
Fastest Section Time (Section)	0:11.43 (1400m)
Top Speed [km/h] (Section)	65.6 (1400m)
Race State	Finished



Sunshine Coast QLD Professional

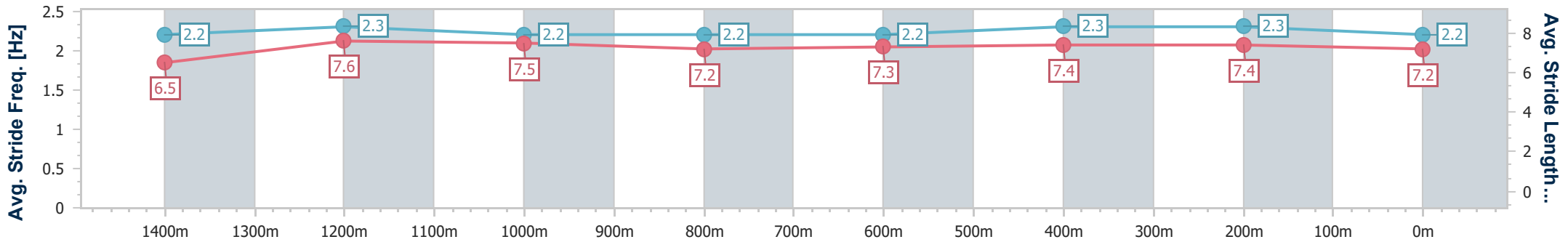
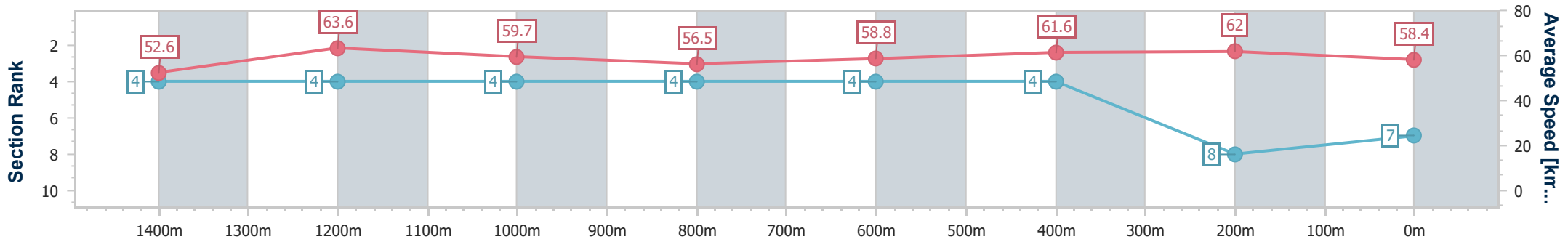
Race 3: DOUBLE R GROUP Class 1 Handicap - 1600m



28 August 2024 - 13:43

Track Rating: Good 4, Weather: Fine, Rail Position: +5m Entire

Section	Overall	1400m	1200m	1000m	800m	600m	400m	200m
Section Times	1:37.84 [7] (0:13.68)	1:24.16 [4] (0:11.43)	1:12.73 [4] (0:12.12)	1:00.61 [4] (0:12.81)	0:47.80 [4] (0:12.21)	0:35.59 [4] (0:11.57)	0:24.02 [4] (0:11.61)	0:12.41 [8] (0:12.41)
Average Speed [km/h]	52.6	63.6	59.7	56.5	58.8	61.6	62.0	58.4
Top Speed [km/h]	64.7	65.6	61.0	57.9	60.1	62.7	62.9	60.1
Avg. Dist. to Rail [m]	3.5	3.3	3.4	3.1	0.9	1.8	0.6	0.4
Avg. Stride Freq. [Hz]	2.2	2.3	2.2	2.2	2.2	2.3	2.3	2.2
Avg. Stride Length [m]	6.5	7.6	7.5	7.2	7.3	7.4	7.4	7.2



- [] Ranking at each section and finish
- .-.- No data available at this section
- NA No data available



Horse/Jockey Name	Bean All Ova
Final Rank	8
Fastest Section Time (Section)	0:11.26 (1400m)
Top Speed [km/h] (Section)	66.4 (1400m)
Race State	Finished



Sunshine Coast QLD Professional

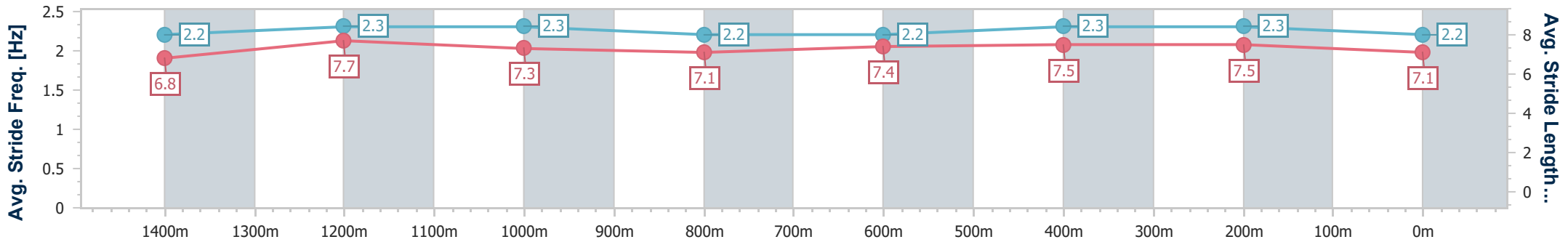
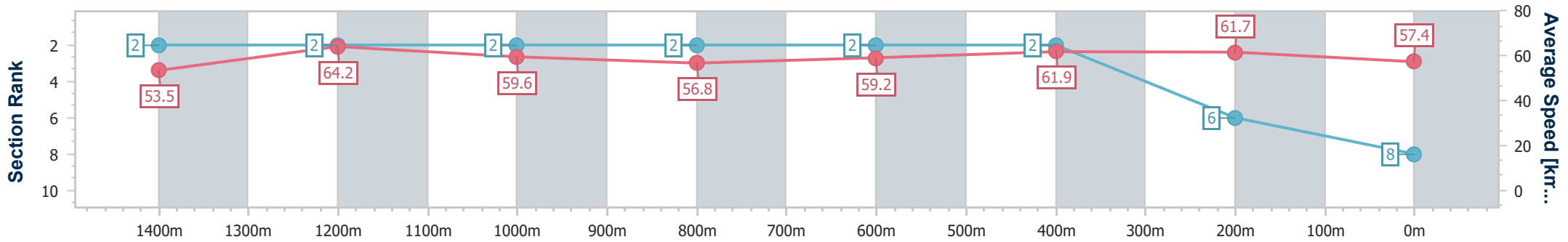
Race 3: DOUBLE R GROUP Class 1 Handicap - 1600m



28 August 2024 - 13:43

Track Rating: Good 4, Weather: Fine, Rail Position: +5m Entire

Section	Overall	1400m	1200m	1000m	800m	600m	400m	200m					
Section Times	1:37.91 [8] (0:13.50)	1:24.41 [2] (0:11.26)	1:13.15 [2] (0:12.11)	1:01.04 [2] (0:12.75)	0:48.29 [2] (0:12.31)	0:35.98 [2] (0:11.69)	0:24.29 [2] (0:11.67)	0:12.62 [6] (0:12.62)					
Average Speed [km/h]	53.5	64.2	59.6	56.8	59.2	61.9	61.7	57.4					
Top Speed [km/h]	66.1	66.4	62.0	58.1	60.6	63.0	63.1	60.1					
Avg. Dist. to Rail [m]	4.9	2.5	3.7	2.9	2.2	1.0	1.7	2.2					
Avg. Stride Freq. [Hz]	2.2	2.3	2.3	2.2	2.2	2.3	2.3	2.2					
Avg. Stride Length [m]	6.8	7.7	7.3	7.1	7.4	7.5	7.5	7.1					



- [] Ranking at each section and finish
- .-.- No data available at this section
- NA No data available



Horse/Jockey Name	Miss Miriam
Final Rank	9
Fastest Section Time (Section)	0:11.49 (600m)
Top Speed [km/h] (Section)	64.3 (600m)
Race State	Finished



Sunshine Coast QLD Professional

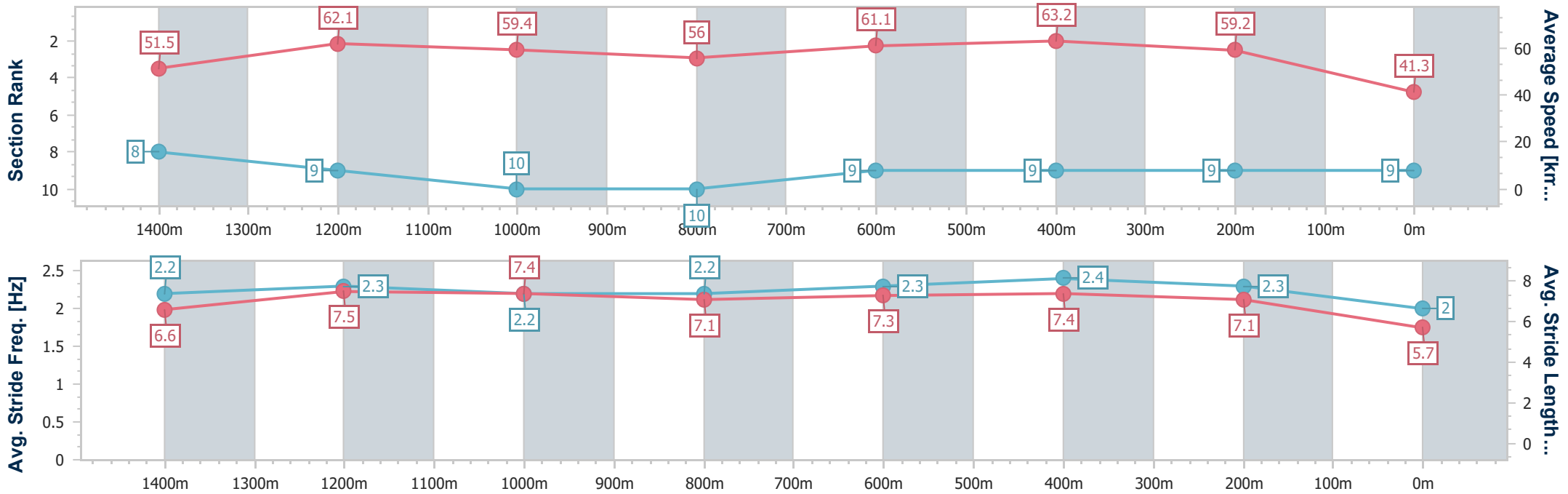
Race 3: DOUBLE R GROUP Class 1 Handicap - 1600m



28 August 2024 - 13:43

Track Rating: Good 4, Weather: Fine, Rail Position: +5m Entire

Section	Overall	1400m	1200m	1000m	800m	600m	400m	200m
Section Times	1:43.92 [9] (0:14.00)	1:29.92 [8] (0:11.72)	1:18.20 [9] (0:12.14)	1:06.06 [10] (0:12.97)	0:53.09 [10] (0:11.95)	0:41.14 [9] (0:11.49)	0:29.65 [9] (0:12.18)	0:17.47 [9] (0:17.47)
Average Speed [km/h]	51.5	62.1	59.4	56.0	61.1	63.2	59.2	41.3
Top Speed [km/h]	62.7	63.2	60.9	57.6	63.6	64.3	64.3	52.0
Avg. Dist. to Rail [m]	10.2	4.2	3.5	3.4	2.0	1.9	4.9	4.5
Avg. Stride Freq. [Hz]	2.2	2.3	2.2	2.2	2.3	2.4	2.3	2.0
Avg. Stride Length [m]	6.6	7.5	7.4	7.1	7.3	7.4	7.1	5.7



- [] Ranking at each section and finish
- .-.- No data available at this section
- NA No data available



Horse/Jockey Name	Bovidae
Final Rank	10
Fastest Section Time (Section)	0:11.68 (1400m)
Top Speed [km/h] (Section)	64.1 (1400m)
Race State	Finished



Sunshine Coast QLD Professional

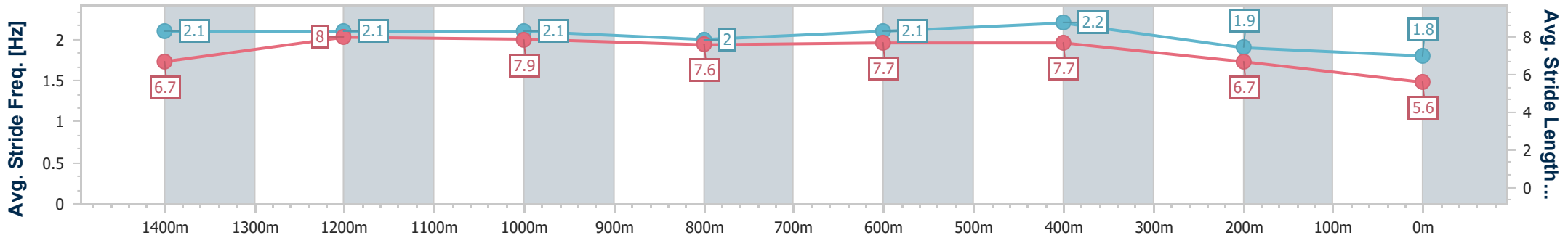
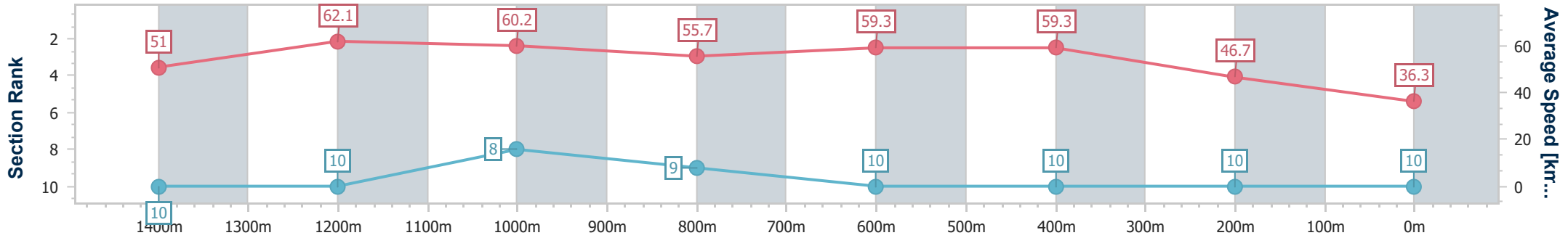
Race 3: DOUBLE R GROUP Class 1 Handicap - 1600m



28 August 2024 - 13:43

Track Rating: Good 4, Weather: Fine, Rail Position: +5m Entire

Section	Overall	1400m	1200m	1000m	800m	600m	400m	200m
Section Times	1:50.28 [10] (0:14.12)	1:36.16 [10] (0:11.68)	1:24.48 [10] (0:12.01)	1:12.47 [8] (0:12.96)	0:59.51 [9] (0:12.14)	0:47.37 [10] (0:12.08)	0:35.29 [10] (0:15.38)	0:19.91 [10] (0:19.91)
Average Speed [km/h]	51.0	62.1	60.2	55.7	59.3	59.3	46.7	36.3
Top Speed [km/h]	64.0	64.1	62.0	58.8	60.8	61.1	53.3	42.2
Avg. Dist. to Rail [m]	6.6	2.7	2.2	2.4	0.7	1.3	0.8	0.4
Avg. Stride Freq. [Hz]	2.1	2.1	2.1	2.0	2.1	2.2	1.9	1.8
Avg. Stride Length [m]	6.7	8.0	7.9	7.6	7.7	7.7	6.7	5.6



- [] Ranking at each section and finish
- .-.- No data available at this section
- NA No data available