



Sunshine Coast QLD Professional

Race 6: ACCESS INSULATION SUNSHINE COAST Class 3 Plate - 1200m

28 August 2024 - 15:28



Track Rating: Good 4, Weather: Fine, Rail Position: +5m Entire

Section		Field Times										Last 600m					
		Overall	1000m	800m	600m	400m	200m						0:33.83				
		1:10.92 (0:13.63)	0:57.29 (0:11.58)	0:45.71 (0:11.88)	0:33.83 (0:11.58)	0:22.25 (0:10.98)	0:11.27 (0:11.27)										
Rank	TAB	Horse/Jockey	Barrier	Top Speed [km/h]	Fastest Section											Margin	Distance Travelled [m]
1	6	TRIBECA STAR James Orman	2	68.4 400m	0:10.71 400m	1:10.92 [1] (0:14.14)	0:56.78 [8] (0:11.54)	0:45.24 [7] (0:11.96)	0:33.28 [6] (0:11.41)	0:21.87 [6] (0:10.71)	0:11.16 [3] (0:11.16)	1:10.92	0:33.28				
2	10	FORTUNEER Justin Huxtable	7	68.3 400m	0:10.76 400m	1:11.14 [2] (0:13.88)	0:57.26 [4] (0:11.60)	0:45.66 [4] (0:11.98)	0:33.68 [4] (0:11.50)	0:22.18 [4] (0:10.76)	0:11.42 [2] (0:11.42)	1.3L	0:33.68	+5			
3	8	RIMBAUD Jag Guthmann-Chester	3	67.6 400m	0:10.81 400m	1:11.19 [3] (0:13.74)	0:57.45 [3] (0:11.57)	0:45.88 [3] (0:11.95)	0:33.93 [3] (0:11.58)	0:22.35 [3] (0:10.81)	0:11.54 [1] (0:11.54)	1.5L	0:33.93	+2			
4	3	EBONY KING Boris Thornton	9	66.5 400m	0:10.96 400m	1:11.61 [4] (0:14.05)	0:57.56 [5] (0:11.58)	0:45.98 [5] (0:11.92)	0:34.06 [5] (0:11.49)	0:22.57 [5] (0:10.96)	0:11.61 [6] (0:11.61)	4L	0:34.06	+9			
5	2	CHARLIE'S CASE Bailey Wheeler	8	67.0 400m	0:10.99 400m	1:11.75 [5] (0:14.14)	0:57.61 [7] (0:11.84)	0:45.77 [8] (0:11.91)	0:33.86 [8] (0:11.28)	0:22.58 [7] (0:10.99)	0:11.59 [8] (0:11.59)	4.8L	0:33.86	-1			
6	9	DOVETAIL DIVA Samantha Collett	5	67.2 400m	0:10.91 400m	1:11.78 [6] (0:14.08)	0:57.70 [6] (0:11.57)	0:46.13 [6] (0:12.10)	0:34.03 [7] (0:11.49)	0:22.54 [8] (0:10.91)	0:11.63 [7] (0:11.63)	5L	0:34.03	+7			
7	14	SNOW BOUM Emily Lang	11	66.1 Overall	0:11.22 400m	1:11.97 [7] (0:13.69)	0:58.28 [2] (0:11.53)	0:46.75 [2] (0:11.99)	0:34.76 [2] (0:11.49)	0:23.27 [2] (0:11.22)	0:12.05 [5] (0:12.05)	6L	0:34.76	+4			
8	7	MARCH AS ONE Jake Bayliss	4	66.3 400m	0:11.18 400m	1:11.99 [8] (0:13.63)	0:58.36 [1] (0:11.58)	0:46.78 [1] (0:11.88)	0:34.90 [1] (0:11.58)	0:23.32 [1] (0:11.18)	0:12.14 [4] (0:12.14)	6.1L	0:34.90	+1			

Scratched: Torque I Tee (#5), Ocean Zar (#11), Sleigh Queen (#12), Bad Education (#1), Regal Edition (#4), Antonito (#13)

[] Ranking at each section and finish
 -:-:- No data available at this section
 NA No data available

SCN Saddle cloth number
 DNF Did not finish
 DNT Did not track



Horse/Jockey Name	Tribeca Star
Final Rank	1
Fastest Section Time (Section)	0:10.71 (400m)
Top Speed [km/h] (Section)	68.4 (400m)
Race State	Finished

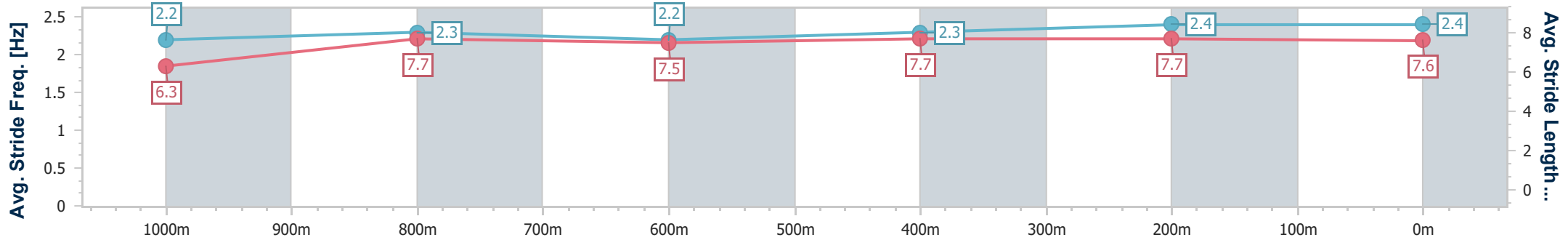
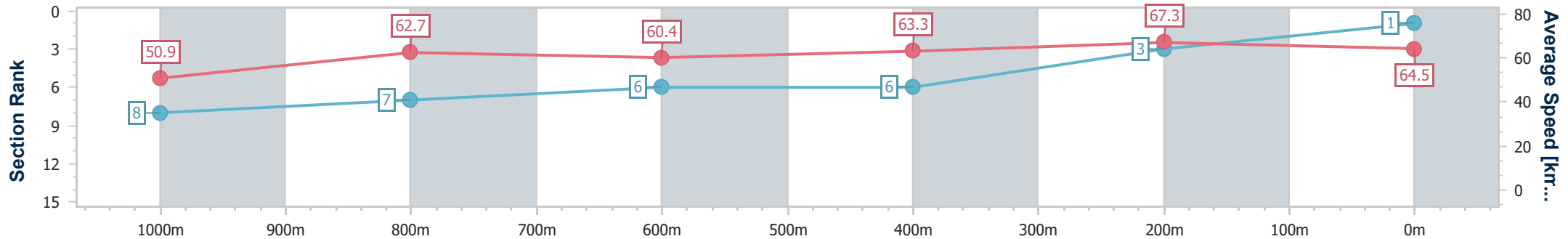


Sunshine Coast QLD Professional
 Race 6: ACCESS INSULATION SUNSHINE COAST Class 3 Plate - 1200m
 SCTC SUNSHINE COAST TURF CLUB

28 August 2024 - 15:28

Track Rating: Good 4, Weather: Fine, Rail Position: +5m Entire

Section	Overall	1000m	800m	600m	400m	200m
Section Times	1:10.92 [1] (0:14.14)	0:56.78 [8] (0:11.54)	0:45.24 [7] (0:11.96)	0:33.28 [6] (0:11.41)	0:21.87 [6] (0:10.71)	0:11.16 [3] (0:11.16)
Average Speed [km/h]	50.9	62.7	60.4	63.3	67.3	64.5
Top Speed [km/h]	62.9	63.9	61.6	66.3	68.4	67.9
Avg. Dist. to Rail [m]	3.1	1.8	0.6	0.6	3.5	4.0
Avg. Stride Freq. [Hz]	2.2	2.3	2.2	2.3	2.4	2.4
Avg. Stride Length [m]	6.3	7.7	7.5	7.7	7.7	7.6



- [] Ranking at each section and finish
- .-.- No data available at this section
- NA No data available



Horse/Jockey Name	Fortuneer
Final Rank	2
Fastest Section Time (Section)	0:10.76 (400m)
Top Speed [km/h] (Section)	68.3 (400m)
Race State	Finished

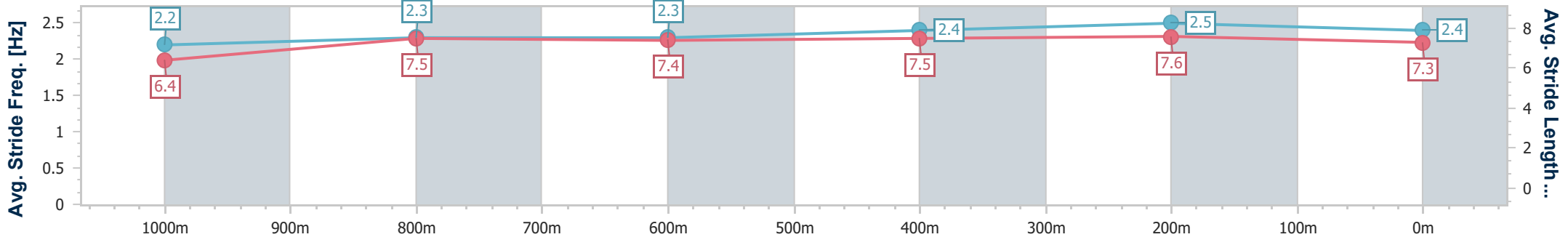
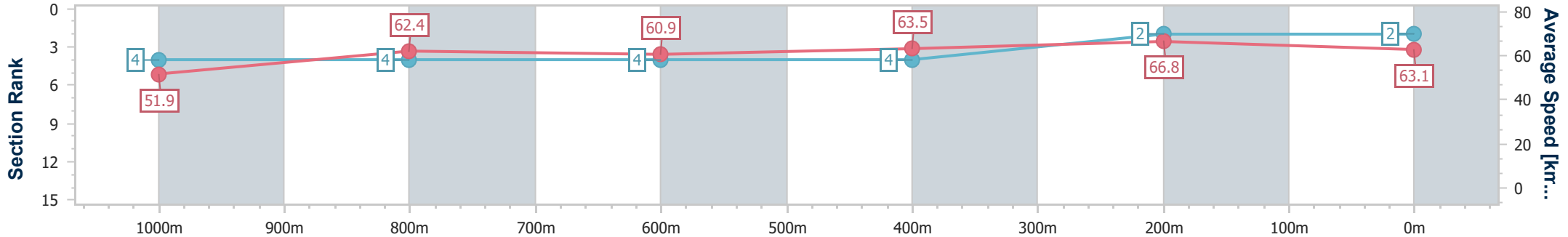


Sunshine Coast QLD Professional
 Race 6: ACCESS INSULATION SUNSHINE COAST Class 3 Plate - 1200m
 SCTC SUNSHINE COAST TURF CLUB

28 August 2024 - 15:28

Track Rating: Good 4, Weather: Fine, Rail Position: +5m Entire

Section	Overall	1000m	800m	600m	400m	200m
Section Times	1:11.14 [2] (0:13.88)	0:57.26 [4] (0:11.60)	0:45.66 [4] (0:11.98)	0:33.68 [4] (0:11.50)	0:22.18 [4] (0:10.76)	0:11.42 [2] (0:11.42)
Average Speed [km/h]	51.9	62.4	60.9	63.5	66.8	63.1
Top Speed [km/h]	64.1	64.7	61.9	66.8	68.3	66.1
Avg. Dist. to Rail [m]	5.2	3.0	2.0	2.0	3.7	4.0
Avg. Stride Freq. [Hz]	2.2	2.3	2.3	2.4	2.5	2.4
Avg. Stride Length [m]	6.4	7.5	7.4	7.5	7.6	7.3



- [] Ranking at each section and finish
- .-.- No data available at this section
- NA No data available



Horse/Jockey Name	Rimbaud
Final Rank	3
Fastest Section Time (Section)	0:10.81 (400m)
Top Speed [km/h] (Section)	67.6 (400m)
Race State	Finished

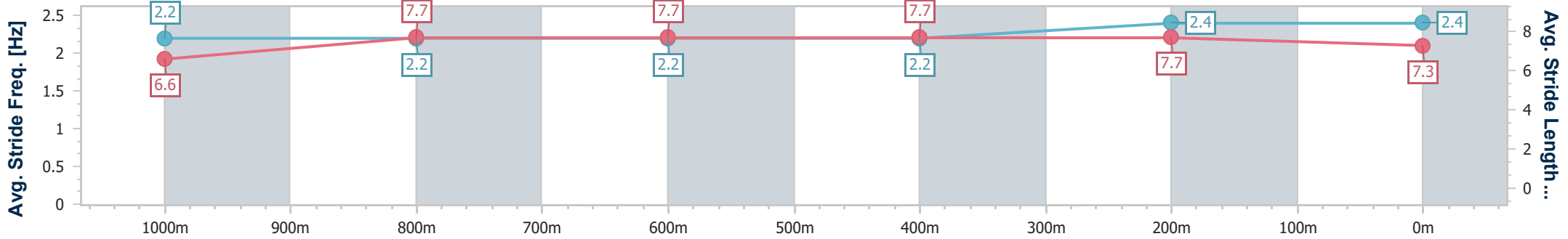
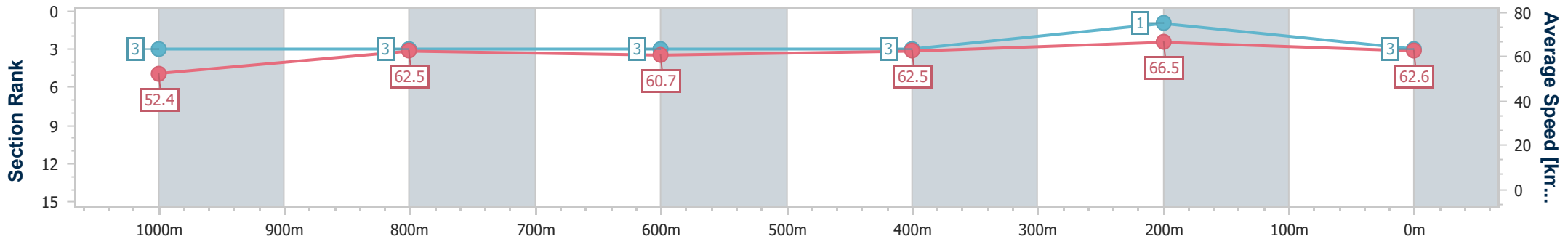


Sunshine Coast QLD Professional
 Race 6: ACCESS INSULATION SUNSHINE COAST Class 3 Plate - 1200m
 SCTC SUNSHINE COAST TURF CLUB

28 August 2024 - 15:28

Track Rating: Good 4, Weather: Fine, Rail Position: +5m Entire

Section	Overall	1000m	800m	600m	400m	200m
Section Times	1:11.19 [3] (0:13.74)	0:57.45 [3] (0:11.57)	0:45.88 [3] (0:11.95)	0:33.93 [3] (0:11.58)	0:22.35 [3] (0:10.81)	0:11.54 [1] (0:11.54)
Average Speed [km/h]	52.4	62.5	60.7	62.5	66.5	62.6
Top Speed [km/h]	63.6	63.5	61.5	65.2	67.6	66.2
Avg. Dist. to Rail [m]	3.8	2.2	1.5	1.0	2.9	1.7
Avg. Stride Freq. [Hz]	2.2	2.2	2.2	2.2	2.4	2.4
Avg. Stride Length [m]	6.6	7.7	7.7	7.7	7.7	7.3



- [] Ranking at each section and finish
- .-.- No data available at this section
- NA No data available



Horse/Jockey Name	Ebony King
Final Rank	4
Fastest Section Time (Section)	0:10.96 (400m)
Top Speed [km/h] (Section)	66.5 (400m)
Race State	Finished

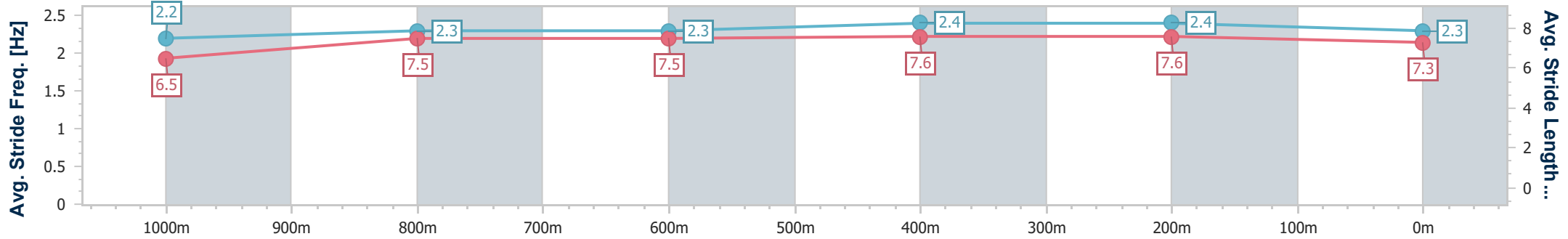
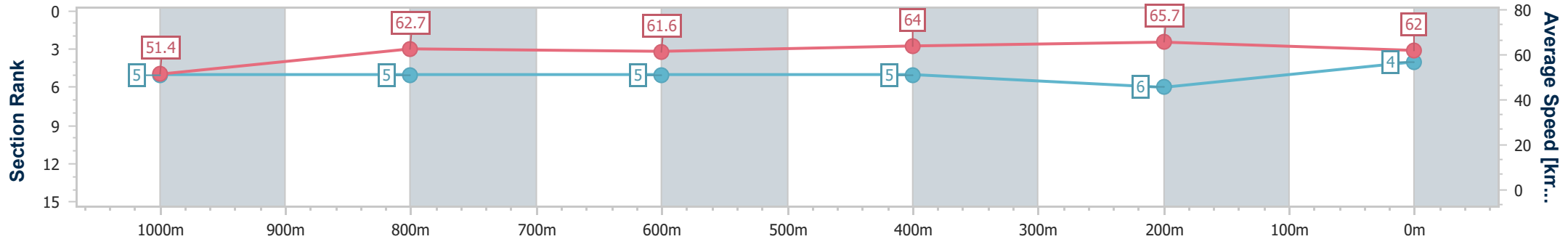


Sunshine Coast QLD Professional
 Race 6: ACCESS INSULATION SUNSHINE COAST Class 3 Plate - 1200m
 SCTC SUNSHINE COAST TURF CLUB

28 August 2024 - 15:28

Track Rating: Good 4, Weather: Fine, Rail Position: +5m Entire

Section	Overall	1000m	800m	600m	400m	200m
Section Times	1:11.61 [4] (0:14.05)	0:57.56 [5] (0:11.58)	0:45.98 [5] (0:11.92)	0:34.06 [5] (0:11.49)	0:22.57 [5] (0:10.96)	0:11.61 [6] (0:11.61)
Average Speed [km/h]	51.4	62.7	61.6	64.0	65.7	62.0
Top Speed [km/h]	63.7	64.1	62.7	66.1	66.5	64.4
Avg. Dist. to Rail [m]	7.1	4.2	3.6	3.3	5.9	6.1
Avg. Stride Freq. [Hz]	2.2	2.3	2.3	2.4	2.4	2.3
Avg. Stride Length [m]	6.5	7.5	7.5	7.6	7.6	7.3



- [] Ranking at each section and finish
- .-.- No data available at this section
- NA No data available



Horse/Jockey Name	Charlie's Case
Final Rank	5
Fastest Section Time (Section)	0:10.99 (400m)
Top Speed [km/h] (Section)	67.0 (400m)
Race State	Finished

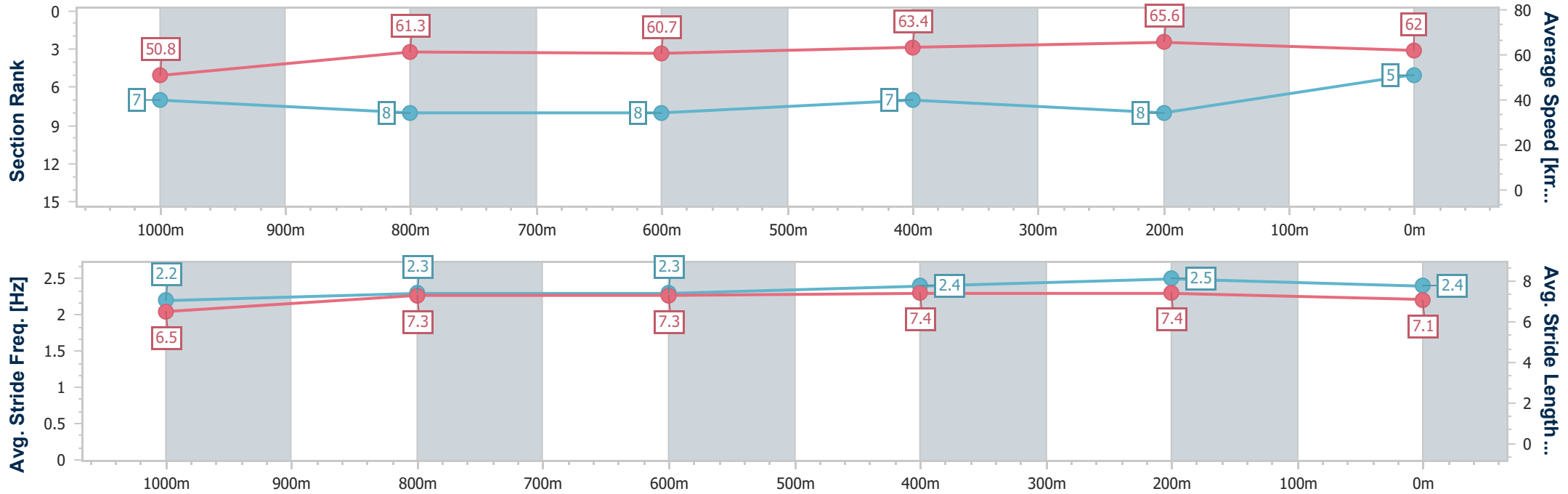


Sunshine Coast QLD Professional
 Race 6: ACCESS INSULATION SUNSHINE COAST Class 3 Plate - 1200m
 SCTC SUNSHINE COAST TURF CLUB

28 August 2024 - 15:28

Track Rating: Good 4, Weather: Fine, Rail Position: +5m Entire

Section	Overall	1000m	800m	600m	400m	200m
Section Times	1:11.75 [5] (0:14.14)	0:57.61 [7] (0:11.84)	0:45.77 [8] (0:11.91)	0:33.86 [8] (0:11.28)	0:22.58 [7] (0:10.99)	0:11.59 [8] (0:11.59)
Average Speed [km/h]	50.8	61.3	60.7	63.4	65.6	62.0
Top Speed [km/h]	62.3	62.6	61.8	65.7	67.0	64.1
Avg. Dist. to Rail [m]	5.6	3.4	0.7	1.3	2.4	3.8
Avg. Stride Freq. [Hz]	2.2	2.3	2.3	2.4	2.5	2.4
Avg. Stride Length [m]	6.5	7.3	7.3	7.4	7.4	7.1



- [] Ranking at each section and finish
- .-.- No data available at this section
- NA No data available



Horse/Jockey Name	Dovetail Diva
Final Rank	6
Fastest Section Time (Section)	0:10.91 (400m)
Top Speed [km/h] (Section)	67.2 (400m)
Race State	Finished

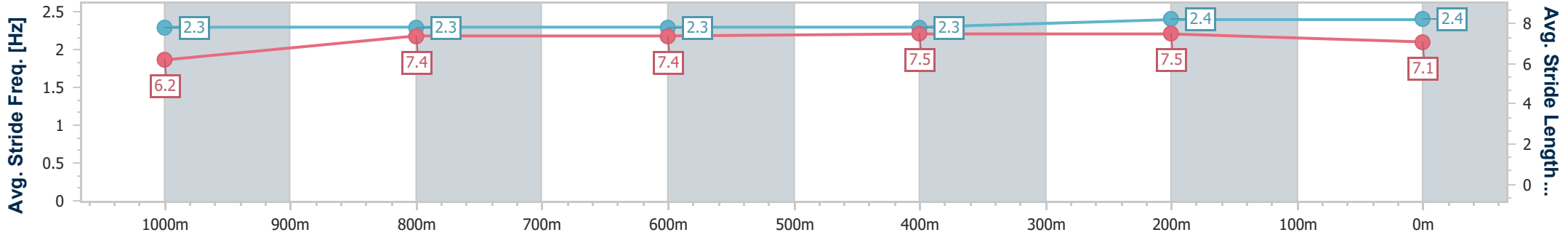
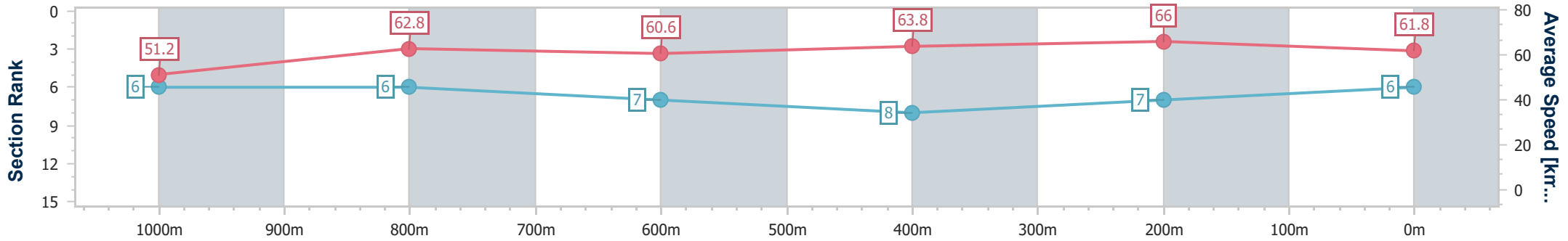


Sunshine Coast QLD Professional
 Race 6: ACCESS INSULATION SUNSHINE COAST Class 3 Plate - 1200m
 SCTC SUNSHINE COAST TURF CLUB

28 August 2024 - 15:28

Track Rating: Good 4, Weather: Fine, Rail Position: +5m Entire

Section	Overall	1000m	800m	600m	400m	200m
Section Times	1:11.78 [6] (0:14.08)	0:57.70 [6] (0:11.57)	0:46.13 [6] (0:12.10)	0:34.03 [7] (0:11.49)	0:22.54 [8] (0:10.91)	0:11.63 [7] (0:11.63)
Average Speed [km/h]	51.2	62.8	60.6	63.8	66.0	61.8
Top Speed [km/h]	63.6	63.9	61.7	66.1	67.2	65.7
Avg. Dist. to Rail [m]	4.1	2.8	3.3	3.3	5.2	6.1
Avg. Stride Freq. [Hz]	2.3	2.3	2.3	2.3	2.4	2.4
Avg. Stride Length [m]	6.2	7.4	7.4	7.5	7.5	7.1



- [] Ranking at each section and finish
- .-.- No data available at this section
- NA No data available



Horse/Jockey Name	Snow Boum
Final Rank	7
Fastest Section Time (Section)	0:11.22 (400m)
Top Speed [km/h] (Section)	66.1 (Overall)
Race State	Finished

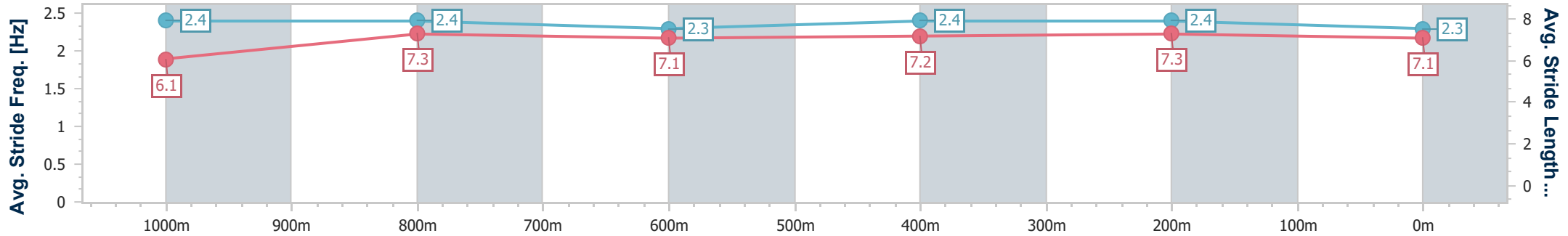
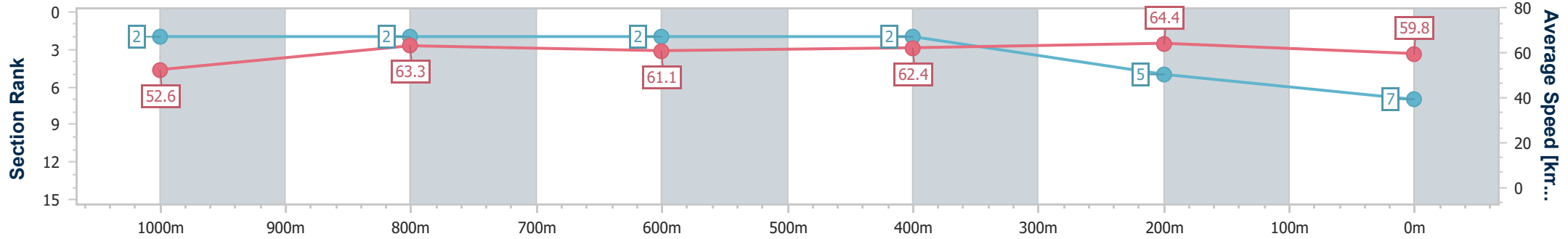


Sunshine Coast QLD Professional
 Race 6: ACCESS INSULATION SUNSHINE COAST Class 3 Plate - 1200m
 SCTC SUNSHINE COAST TURF CLUB

28 August 2024 - 15:28

Track Rating: Good 4, Weather: Fine, Rail Position: +5m Entire

Section	Overall	1000m	800m	600m	400m	200m
Section Times	1:11.97 [7] (0:13.69)	0:58.28 [2] (0:11.53)	0:46.75 [2] (0:11.99)	0:34.76 [2] (0:11.49)	0:23.27 [2] (0:11.22)	0:12.05 [5] (0:12.05)
Average Speed [km/h]	52.6	63.3	61.1	62.4	64.4	59.8
Top Speed [km/h]	66.1	65.2	62.4	64.1	65.8	63.0
Avg. Dist. to Rail [m]	8.8	4.4	2.7	0.6	2.7	3.5
Avg. Stride Freq. [Hz]	2.4	2.4	2.3	2.4	2.4	2.3
Avg. Stride Length [m]	6.1	7.3	7.1	7.2	7.3	7.1



- [] Ranking at each section and finish
- .-.- No data available at this section
- NA No data available



Horse/Jockey Name	March As One
Final Rank	8
Fastest Section Time (Section)	0:11.18 (400m)
Top Speed [km/h] (Section)	66.3 (400m)
Race State	Finished

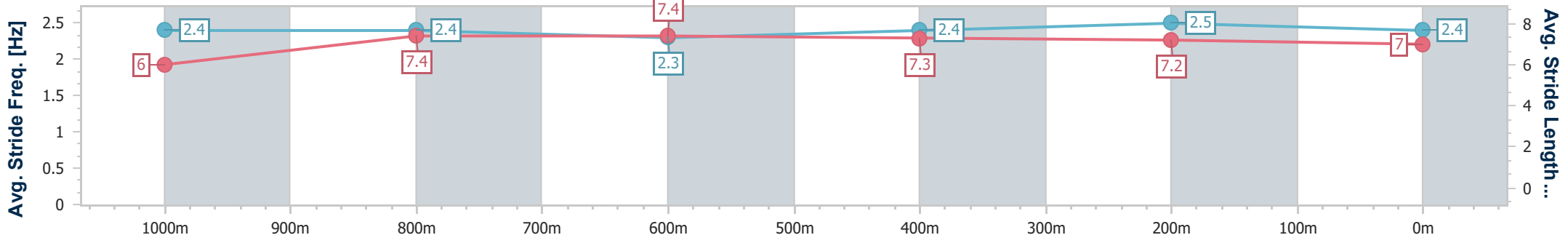
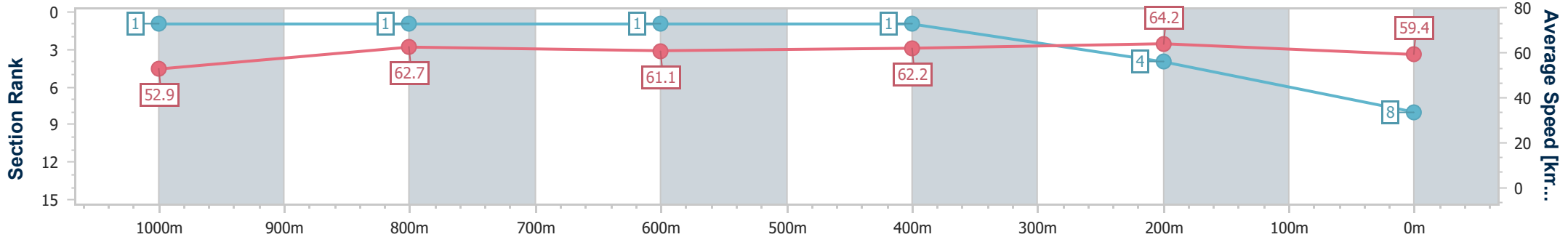


Sunshine Coast QLD Professional
 Race 6: ACCESS INSULATION SUNSHINE COAST Class 3 Plate - 1200m
 SCTC SUNSHINE COAST TURF CLUB

28 August 2024 - 15:28

Track Rating: Good 4, Weather: Fine, Rail Position: +5m Entire

Section	Overall	1000m	800m	600m	400m	200m
Section Times	1:11.99 [8] (0:13.63)	0:58.36 [1] (0:11.58)	0:46.78 [1] (0:11.88)	0:34.90 [1] (0:11.58)	0:23.32 [1] (0:11.18)	0:12.14 [4] (0:12.14)
Average Speed [km/h]	52.9	62.7	61.1	62.2	64.2	59.4
Top Speed [km/h]	64.5	64.6	63.2	64.7	66.3	62.2
Avg. Dist. to Rail [m]	4.5	3.2	1.4	0.5	1.4	2.3
Avg. Stride Freq. [Hz]	2.4	2.4	2.3	2.4	2.5	2.4
Avg. Stride Length [m]	6.0	7.4	7.4	7.3	7.2	7.0



- [] Ranking at each section and finish
- .-.- No data available at this section
- NA No data available