



# Doomben QLD Professional

## Race 5: STAGE & SCREEN Colts, Geldings and Entires No Metro Wins Handicap - 1200m

31 August 2024 - 14:13



BRISBANE  
RACING CLUB

Track Rating: Good 4, Weather: Fine, Rail Position: +5m Entire

Section		Overall	1000m	800m	600m	400m	200m	Last 600m					
Field Times		1:09.35 (0:13.23)	0:56.12 (0:11.06)	0:45.06 (0:11.29)	0:33.77 (0:11.26)	0:22.51 (0:10.90)	0:11.61 (0:11.61)	0:33.77					
Rank	TAB Horse/Jockey	Barrier	Top Speed [km/h]	Fastest Section	Margin								Distance Travelled [m]
1	1 <b>COMPELLING TRUTH</b> Bailey Wheeler	12	66.8 400m	0:10.90 400m	1:09.35 [1] (0:13.23)	0:56.12 [1] (0:11.06)	0:45.06 [1] (0:11.29)	0:33.77 [1] (0:11.26)	0:22.51 [1] (0:10.90)	0:11.61 [1] (0:11.61)	1:09.35	0:33.77	
2	4 <b>BULLION BOY</b> Georgina Cartwright	3	67.1 400m	0:11.12 1000m	1:09.63 [2] (0:13.62)	0:56.01 [5] (0:11.12)	0:44.89 [5] (0:11.25)	0:33.64 [4] (0:11.16)	0:22.48 [3] (0:11.13)	0:11.35 [5] (0:11.35)	1.59L	0:33.64	-1
3	6 <b>JOHN RAMBO</b> Angela Jones	4	68.1 400m	0:10.81 400m	1:09.70 [3] (0:13.89)	0:55.81 [6] (0:11.10)	0:44.71 [7] (0:11.32)	0:33.39 [7] (0:11.21)	0:22.18 [7] (0:10.81)	0:11.37 [6] (0:11.37)	2.05L	0:33.39	+3
4	5 <b>DARE TO SHARE</b> Emily Lang	1	66.8 Overall	0:10.89 400m	1:09.87 [4] (0:13.60)	0:56.27 [4] (0:10.98)	0:45.29 [2] (0:11.43)	0:33.86 [5] (0:11.20)	0:22.66 [5] (0:10.89)	0:11.77 [2] (0:11.77)	3.01L	0:33.86	-4
5	11 <b>POSEIDON RULER</b> Robbie Dolan	6	67.0 400m	0:10.82 400m	1:09.89 [5] (0:14.12)	0:55.77 [9] (0:11.10)	0:44.67 [9] (0:11.30)	0:33.37 [9] (0:11.21)	0:22.16 [8] (0:10.82)	0:11.34 [9] (0:11.34)	3.13L	0:33.37	-3
6	14 <b>MYSTIC MAC</b> Melea Castle	7	68.3 400m	0:10.76 400m	1:10.06 [6] (0:13.99)	0:56.07 [8] (0:11.22)	0:44.85 [8] (0:11.26)	0:33.59 [8] (0:11.27)	0:22.32 [9] (0:10.76)	0:11.56 [8] (0:11.56)	4.12L	0:33.59	+4
7	12 <b>BAD EDUCATION</b> Ron Stewart	11	67.5 1000m	0:10.99 400m	1:10.18 [7] (0:13.57)	0:56.61 [3] (0:11.04)	0:45.57 [4] (0:11.20)	0:34.37 [2] (0:11.31)	0:23.06 [2] (0:10.99)	0:12.07 [3] (0:12.07)	4.84L	0:34.37	+2
8	10 <b>ZINGALONG</b> Minonette Kennedy	2	66.5 Overall	0:11.08 1000m	1:10.31 [8] (0:13.51)	0:56.80 [2] (0:11.08)	0:45.72 [3] (0:11.23)	0:34.49 [3] (0:11.34)	0:23.15 [4] (0:11.11)	0:12.04 [4] (0:12.04)	5.6L	0:34.49	-3
9	3 <b>VETTA VELOCITA</b> Jake Bayliss	10	69.4 400m	0:10.91 400m	1:10.31 [9] (0:13.89)	0:56.42 [7] (0:11.02)	0:45.40 [6] (0:11.29)	0:34.11 [6] (0:11.28)	0:22.83 [6] (0:10.91)	0:11.92 [7] (0:11.92)	5.65L	0:34.11	+6
10	2 <b>BROKEN HILL</b> Andrew Mallyon	14	66.9 400m	0:10.92 400m	1:10.39 [10] (0:14.15)	0:56.24 [10] (0:11.15)	0:45.09 [10] (0:11.28)	0:33.81 [10] (0:11.27)	0:22.54 [10] (0:10.92)	0:11.62 [10] (0:11.62)	6.07L	0:33.81	+5

Scratched: Bauhinia Rock (#13), Magic In Me (#8), I Am Voodoo (#9), Beau Witness (#7)

Report Created: Sat 31 August 2024 14:40 GMT+1 (Note: Timing is based on position data)

Page 1/11

[ ] Ranking at each section and finish  
 -:-:- No data available at this section  
 NA No data available  
 SCN Saddle cloth number  
 DNF Did not finish  
 DNT Did not track

data processed by TRIPLESDATA



Horse/Jockey Name	Compelling Truth
Final Rank	1
Fastest Section Time (Section)	0:10.90 (400m)
Top Speed [km/h] (Section)	66.8 (400m)
Race State	Finished



**Doomben QLD Professional**  
**Race 5: STAGE & SCREEN Colts, Geldings and Entires No**  
**Metro Wins Handicap - 1200m**

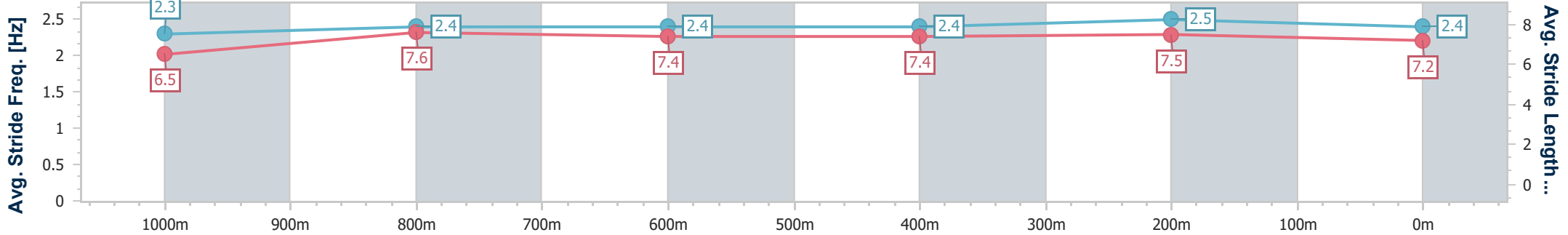
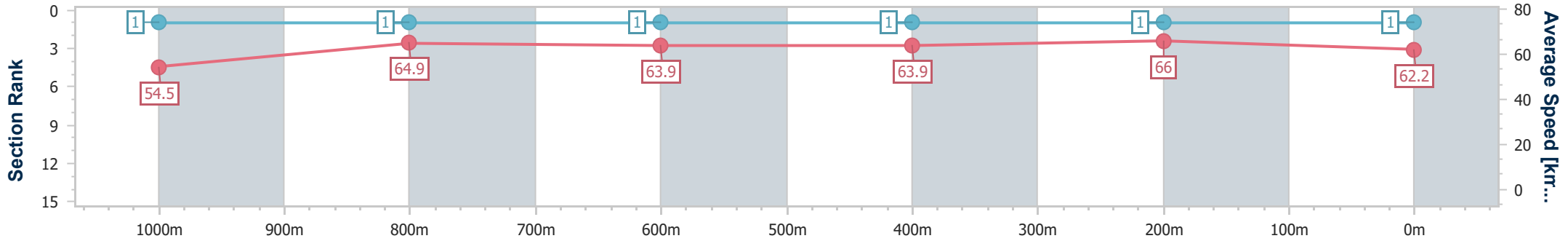
31 August 2024 - 14:13

Track Rating: Good 4, Weather: Fine, Rail Position: +5m Entire



BRISBANE  
RACING CLUB

Section	Overall	1000m	800m	600m	400m	200m
Section Times	1:09.35 [1] (0:13.23)	0:56.12 [1] (0:11.06)	0:45.06 [1] (0:11.29)	0:33.77 [1] (0:11.26)	0:22.51 [1] (0:10.90)	0:11.61 [1] (0:11.61)
Average Speed [km/h]	54.5	64.9	63.9	63.9	66.0	62.2
Top Speed [km/h]	65.7	66.3	65.1	65.1	66.8	65.7
Avg. Dist. to Rail [m]	3.9	1.2	0.5	0.2	0.3	2.2
Avg. Stride Freq. [Hz]	2.3	2.4	2.4	2.4	2.5	2.4
Avg. Stride Length [m]	6.5	7.6	7.4	7.4	7.5	7.2



- [ ] Ranking at each section and finish
- .-.- No data available at this section
- NA No data available



Horse/Jockey Name	Bullion Boy
Final Rank	2
Fastest Section Time (Section)	0:11.12 (1000m)
Top Speed [km/h] (Section)	67.1 (400m)
Race State	Finished



**Doomben QLD Professional**  
**Race 5: STAGE & SCREEN Colts, Geldings and Entires No Metro Wins Handicap - 1200m**

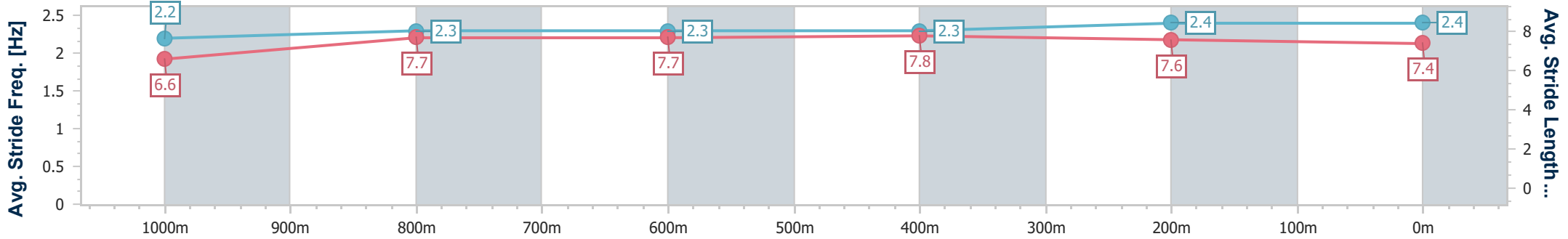
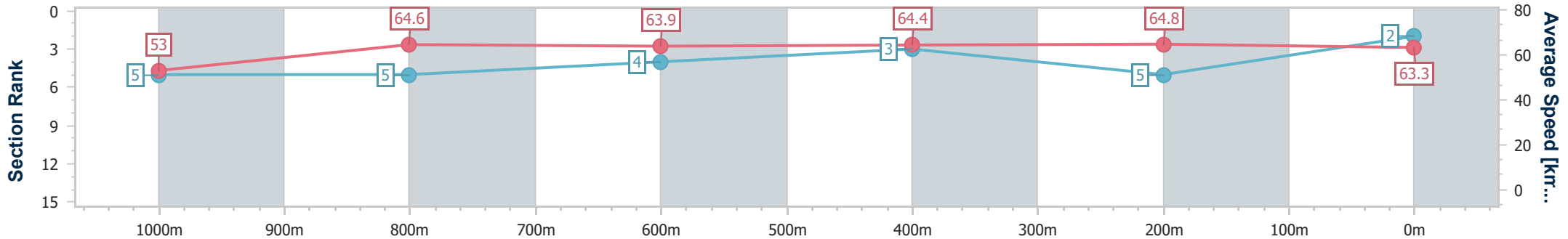
31 August 2024 - 14:13

Track Rating: Good 4, Weather: Fine, Rail Position: +5m Entire



BRISBANE  
RACING CLUB

Section	Overall	1000m	800m	600m	400m	200m
Section Times	1:09.63 [2] (0:13.62)	0:56.01 [5] (0:11.12)	0:44.89 [5] (0:11.25)	0:33.64 [4] (0:11.16)	0:22.48 [3] (0:11.13)	0:11.35 [5] (0:11.35)
Average Speed [km/h]	53.0	64.6	63.9	64.4	64.8	63.3
Top Speed [km/h]	65.8	66.9	65.3	65.1	67.1	65.2
Avg. Dist. to Rail [m]	2.4	0.5	0.2	0.5	1.0	1.6
Avg. Stride Freq. [Hz]	2.2	2.3	2.3	2.3	2.4	2.4
Avg. Stride Length [m]	6.6	7.7	7.7	7.8	7.6	7.4



- [ ] Ranking at each section and finish
- .-.- No data available at this section
- NA No data available



Horse/Jockey Name	John Rambo
Final Rank	3
Fastest Section Time (Section)	0:10.81 (400m)
Top Speed [km/h] (Section)	68.1 (400m)
Race State	Finished



**Doomben QLD Professional**  
**Race 5: STAGE & SCREEN Colts, Geldings and Entires No Metro Wins Handicap - 1200m**

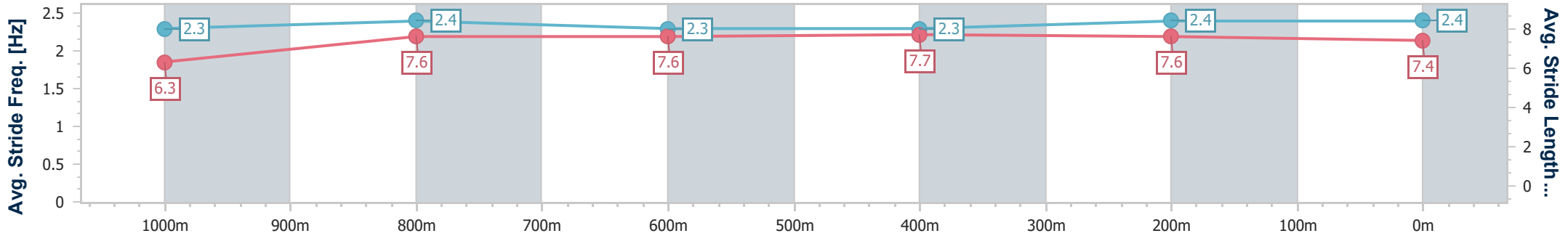
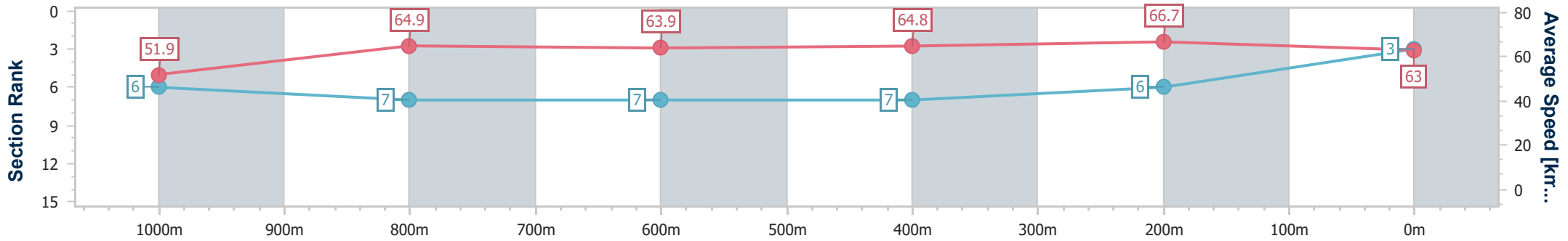
31 August 2024 - 14:13

Track Rating: Good 4, Weather: Fine, Rail Position: +5m Entire



BRISBANE  
RACING CLUB

Section	Overall	1000m	800m	600m	400m	200m
Section Times	1:09.70 [3] (0:13.89)	0:55.81 [6] (0:11.10)	0:44.71 [7] (0:11.32)	0:33.39 [7] (0:11.21)	0:22.18 [7] (0:10.81)	0:11.37 [6] (0:11.37)
Average Speed [km/h]	51.9	64.9	63.9	64.8	66.7	63.0
Top Speed [km/h]	67.1	67.4	65.4	65.7	68.1	67.0
Avg. Dist. to Rail [m]	2.6	0.3	1.3	1.1	1.2	0.6
Avg. Stride Freq. [Hz]	2.3	2.4	2.3	2.3	2.4	2.4
Avg. Stride Length [m]	6.3	7.6	7.6	7.7	7.6	7.4



- [ ] Ranking at each section and finish
- .-.- No data available at this section
- NA No data available



Horse/Jockey Name	Dare To Share
Final Rank	4
Fastest Section Time (Section)	0:10.89 (400m)
Top Speed [km/h] (Section)	66.8 (Overall)
Race State	Finished

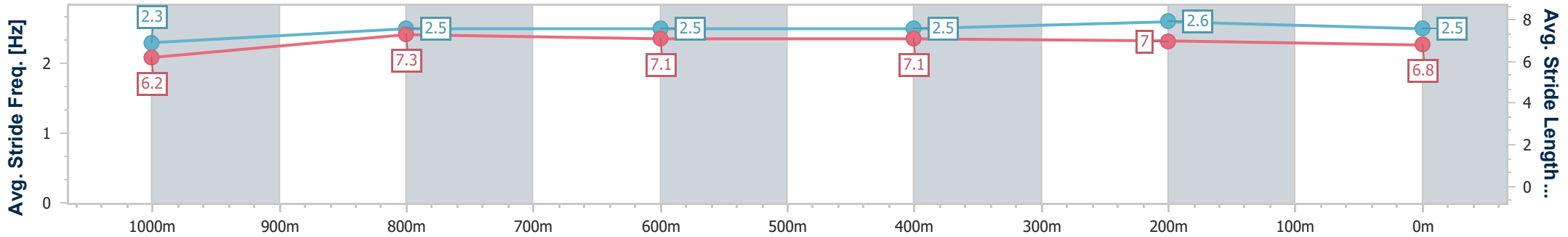
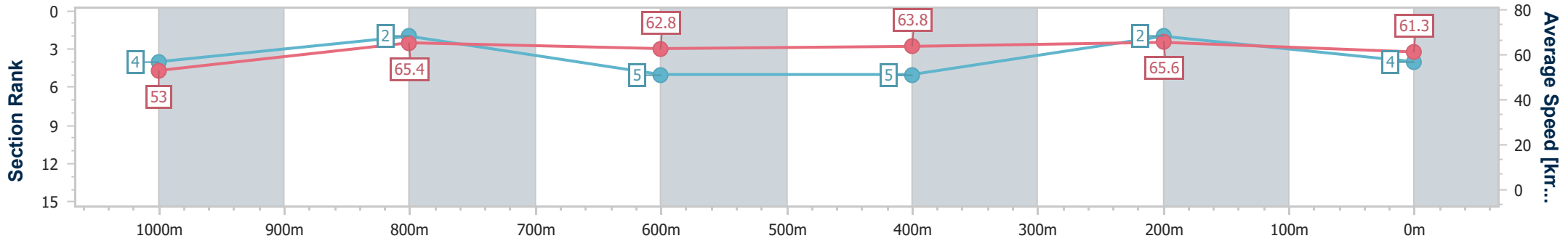


**Doomben QLD Professional**  
**Race 5: STAGE & SCREEN Colts, Geldings and Entires No Metro Wins Handicap - 1200m**  
 31 August 2024 - 14:13  
 Track Rating: Good 4, Weather: Fine, Rail Position: +5m Entire



BRISBANE  
RACING CLUB

Section	Overall	1000m	800m	600m	400m	200m
Section Times	1:09.87 [4] (0:13.60)	0:56.27 [4] (0:10.98)	0:45.29 [2] (0:11.43)	0:33.86 [5] (0:11.20)	0:22.66 [5] (0:10.89)	0:11.77 [2] (0:11.77)
Average Speed [km/h]	53.0	65.4	62.8	63.8	65.6	61.3
Top Speed [km/h]	66.8	66.7	64.4	65.3	66.7	64.2
Avg. Dist. to Rail [m]	0.8	1.2	0.4	1.7	1.5	1.7
Avg. Stride Freq. [Hz]	2.3	2.5	2.5	2.5	2.6	2.5
Avg. Stride Length [m]	6.2	7.3	7.1	7.1	7.0	6.8



- [ ] Ranking at each section and finish
- .-.- No data available at this section
- NA No data available



Horse/Jockey Name	Poseidon Ruler
Final Rank	5
Fastest Section Time (Section)	0:10.82 (400m)
Top Speed [km/h] (Section)	67.0 (400m)
Race State	Finished

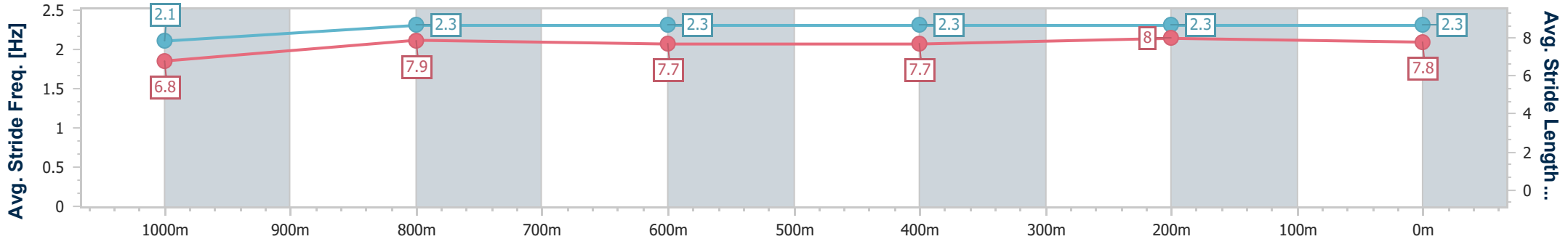
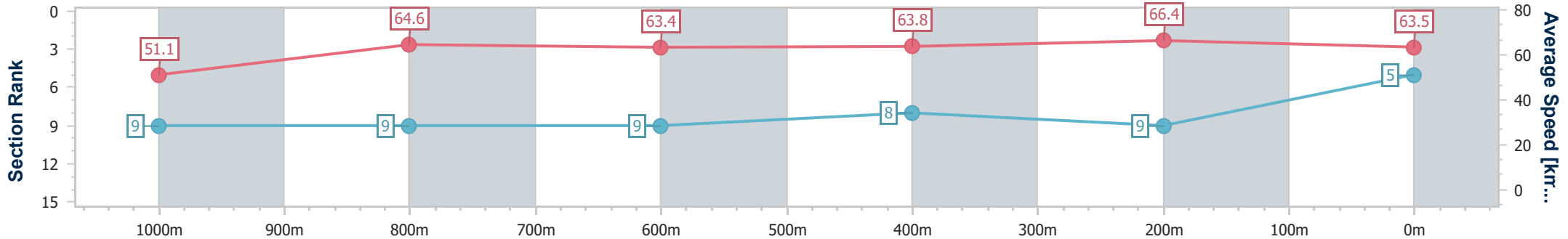


**Doomben QLD Professional**  
**Race 5: STAGE & SCREEN Colts, Geldings and Entires No Metro Wins Handicap - 1200m**  
 31 August 2024 - 14:13  
 Track Rating: Good 4, Weather: Fine, Rail Position: +5m Entire



BRISBANE  
RACING CLUB

Section	Overall	1000m	800m	600m	400m	200m
Section Times	1:09.89 [5] (0:14.12)	0:55.77 [9] (0:11.10)	0:44.67 [9] (0:11.30)	0:33.37 [9] (0:11.21)	0:22.16 [8] (0:10.82)	0:11.34 [9] (0:11.34)
Average Speed [km/h]	51.1	64.6	63.4	63.8	66.4	63.5
Top Speed [km/h]	65.6	66.5	64.7	64.8	67.0	65.6
Avg. Dist. to Rail [m]	2.4	1.0	0.8	1.2	1.6	0.5
Avg. Stride Freq. [Hz]	2.1	2.3	2.3	2.3	2.3	2.3
Avg. Stride Length [m]	6.8	7.9	7.7	7.7	8.0	7.8



- [ ] Ranking at each section and finish
- .-.- No data available at this section
- NA No data available



Horse/Jockey Name	Mystic Mac
Final Rank	6
Fastest Section Time (Section)	0:10.76 (400m)
Top Speed [km/h] (Section)	68.3 (400m)
Race State	Finished



**Doomben QLD Professional**  
**Race 5: STAGE & SCREEN** Colts, Geldings and Entires No  
 Metro Wins Handicap - 1200m

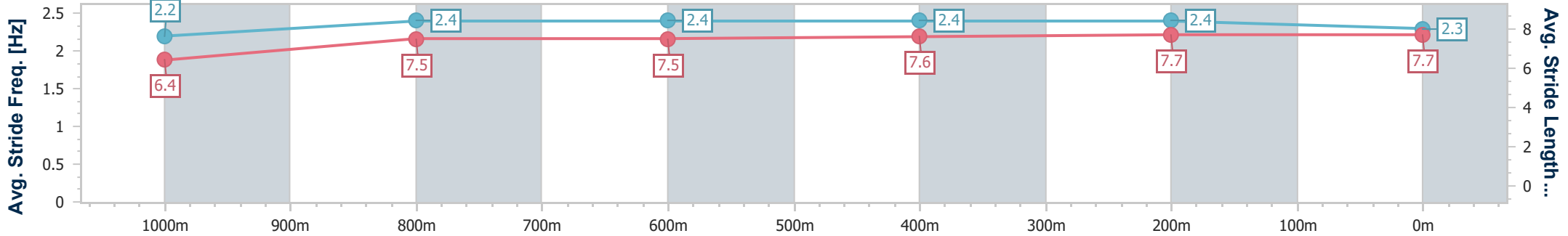
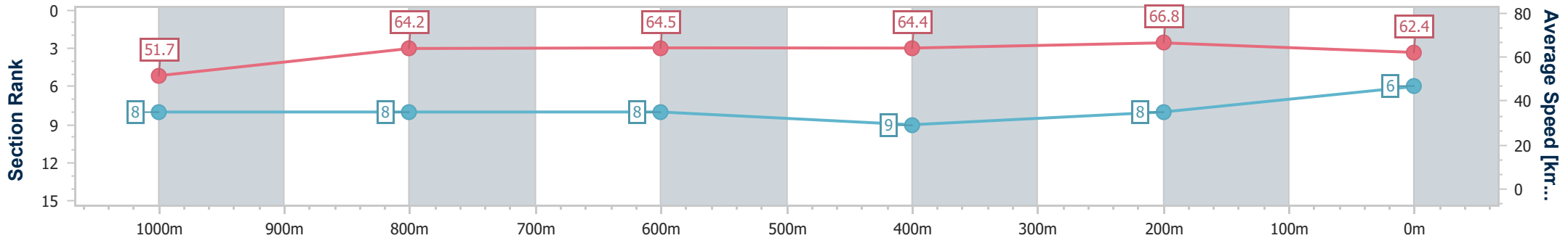
31 August 2024 - 14:13

Track Rating: Good 4, Weather: Fine, Rail Position: +5m Entire



BRISBANE  
RACING CLUB

Section	Overall	1000m	800m	600m	400m	200m
Section Times	1:10.06 [6] (0:13.99)	0:56.07 [8] (0:11.22)	0:44.85 [8] (0:11.26)	0:33.59 [8] (0:11.27)	0:22.32 [9] (0:10.76)	0:11.56 [8] (0:11.56)
Average Speed [km/h]	51.7	64.2	64.5	64.4	66.8	62.4
Top Speed [km/h]	65.8	66.0	65.9	66.3	68.3	65.7
Avg. Dist. to Rail [m]	3.3	1.1	1.5	2.0	1.0	3.9
Avg. Stride Freq. [Hz]	2.2	2.4	2.4	2.4	2.4	2.3
Avg. Stride Length [m]	6.4	7.5	7.5	7.6	7.7	7.7



- [ ] Ranking at each section and finish
- .-.- No data available at this section
- NA No data available



Horse/Jockey Name	Bad Education
Final Rank	7
Fastest Section Time (Section)	0:10.99 (400m)
Top Speed [km/h] (Section)	67.5 (1000m)
Race State	Finished

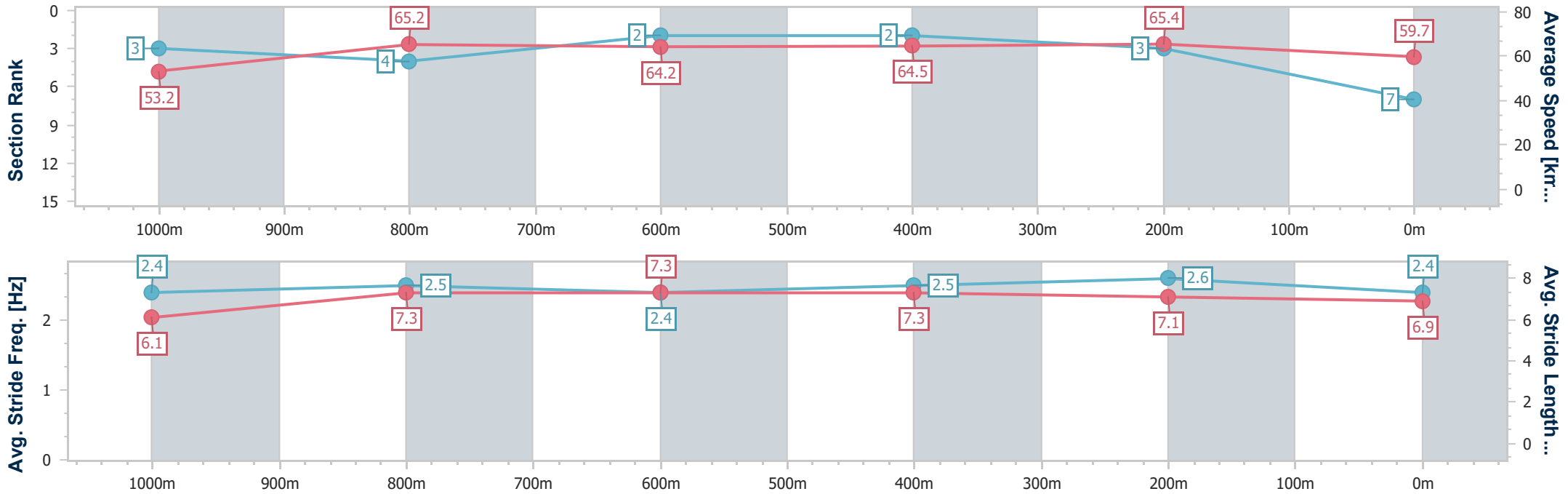


**Doomben QLD Professional**  
**Race 5: STAGE & SCREEN Colts, Geldings and Entires No Metro Wins Handicap - 1200m**  
 31 August 2024 - 14:13  
 Track Rating: Good 4, Weather: Fine, Rail Position: +5m Entire



BRISBANE  
RACING CLUB

Section	Overall	1000m	800m	600m	400m	200m
Section Times	1:10.18 [7] (0:13.57)	0:56.61 [3] (0:11.04)	0:45.57 [4] (0:11.20)	0:34.37 [2] (0:11.31)	0:23.06 [2] (0:10.99)	0:12.07 [3] (0:12.07)
Average Speed [km/h]	53.2	65.2	64.2	64.5	65.4	59.7
Top Speed [km/h]	67.4	67.5	65.5	65.8	66.6	64.0
Avg. Dist. to Rail [m]	4.8	1.0	0.5	1.8	1.6	2.7
Avg. Stride Freq. [Hz]	2.4	2.5	2.4	2.5	2.6	2.4
Avg. Stride Length [m]	6.1	7.3	7.3	7.3	7.1	6.9



- [ ] Ranking at each section and finish
- .-.- No data available at this section
- NA No data available





Horse/Jockey Name	Zingalong
Final Rank	8
Fastest Section Time (Section)	0:11.08 (1000m)
Top Speed [km/h] (Section)	66.5 (Overall)
Race State	Finished



**Doomben QLD Professional**  
**Race 5: STAGE & SCREEN Colts, Geldings and Entires No Metro Wins Handicap - 1200m**

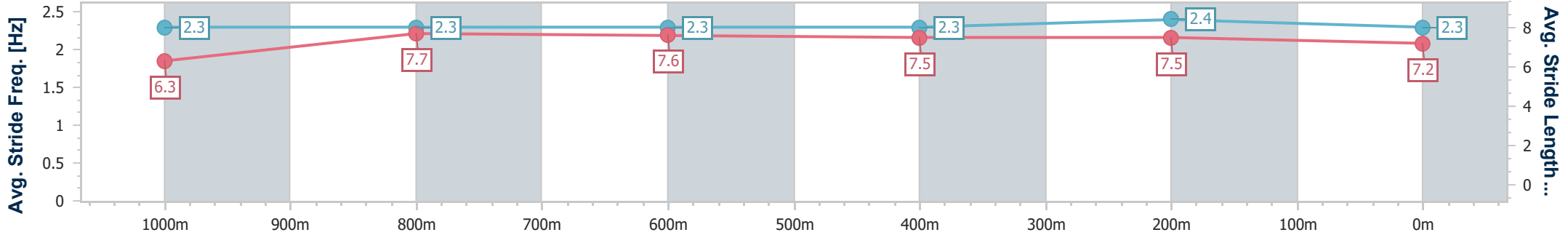
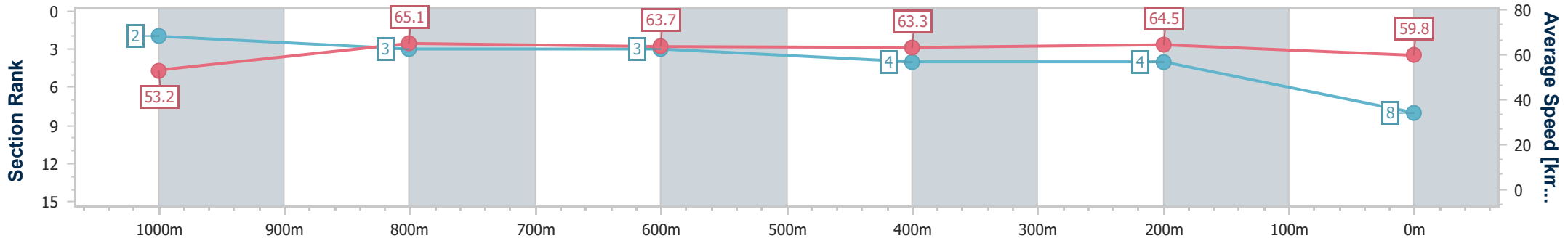
31 August 2024 - 14:13

Track Rating: Good 4, Weather: Fine, Rail Position: +5m Entire



BRISBANE  
RACING CLUB

Section	Overall	1000m	800m	600m	400m	200m
Section Times	1:10.31 [8] (0:13.51)	0:56.80 [2] (0:11.08)	0:45.72 [3] (0:11.23)	0:34.49 [3] (0:11.34)	0:23.15 [4] (0:11.11)	0:12.04 [4] (0:12.04)
Average Speed [km/h]	53.2	65.1	63.7	63.3	64.5	59.8
Top Speed [km/h]	66.5	66.5	64.5	64.6	65.8	63.4
Avg. Dist. to Rail [m]	1.5	0.6	0.8	0.7	0.9	2.4
Avg. Stride Freq. [Hz]	2.3	2.3	2.3	2.3	2.4	2.3
Avg. Stride Length [m]	6.3	7.7	7.6	7.5	7.5	7.2



- [ ] Ranking at each section and finish
- .-.- No data available at this section
- NA No data available



Horse/Jockey Name	Vetta Velocita
Final Rank	9
Fastest Section Time (Section)	0:10.91 (400m)
Top Speed [km/h] (Section)	69.4 (400m)
Race State	Finished

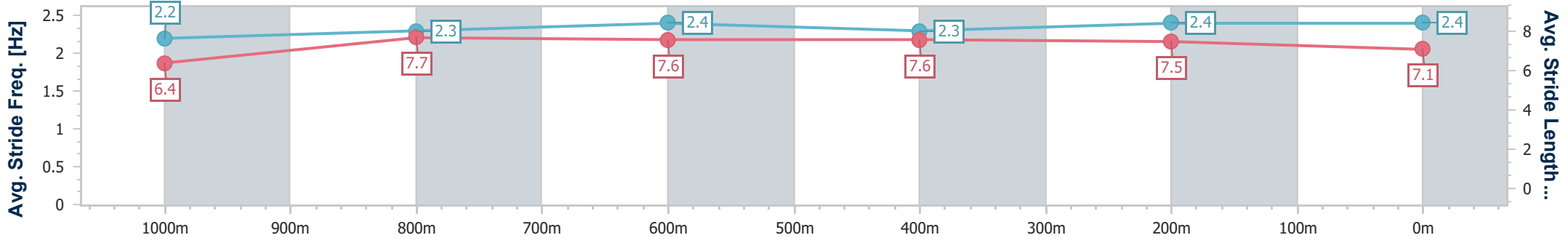
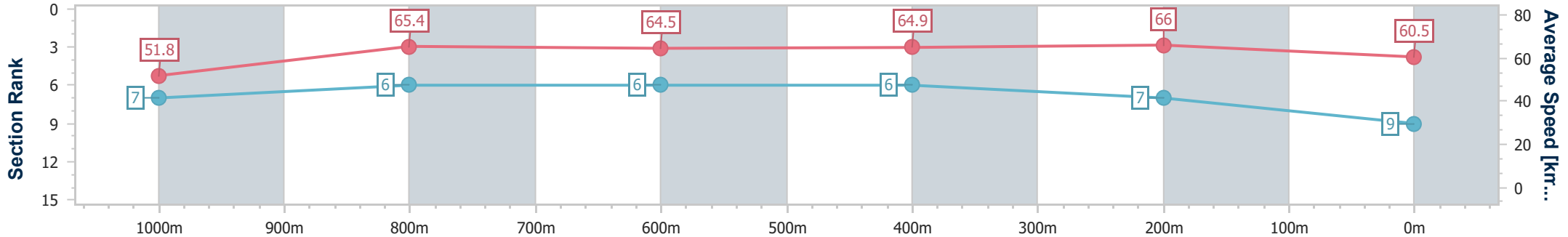


**Doomben QLD Professional**  
**Race 5: STAGE & SCREEN Colts, Geldings and Entires No Metro Wins Handicap - 1200m**  
 31 August 2024 - 14:13  
 Track Rating: Good 4, Weather: Fine, Rail Position: +5m Entire



BRISBANE  
RACING CLUB

Section	Overall	1000m	800m	600m	400m	200m
Section Times	1:10.31 [9] (0:13.89)	0:56.42 [7] (0:11.02)	0:45.40 [6] (0:11.29)	0:34.11 [6] (0:11.28)	0:22.83 [6] (0:10.91)	0:11.92 [7] (0:11.92)
Average Speed [km/h]	51.8	65.4	64.5	64.9	66.0	60.5
Top Speed [km/h]	67.2	67.4	65.7	66.8	69.4	65.1
Avg. Dist. to Rail [m]	4.8	0.9	2.1	2.7	1.4	4.8
Avg. Stride Freq. [Hz]	2.2	2.3	2.4	2.3	2.4	2.4
Avg. Stride Length [m]	6.4	7.7	7.6	7.6	7.5	7.1



- [ ] Ranking at each section and finish
- .-.- No data available at this section
- NA No data available



Horse/Jockey Name	Broken Hill
Final Rank	10
Fastest Section Time (Section)	0:10.92 (400m)
Top Speed [km/h] (Section)	66.9 (400m)
Race State	Finished



**Doomben QLD Professional**  
**Race 5: STAGE & SCREEN** Colts, Geldings and Entires No  
 Metro Wins Handicap - 1200m

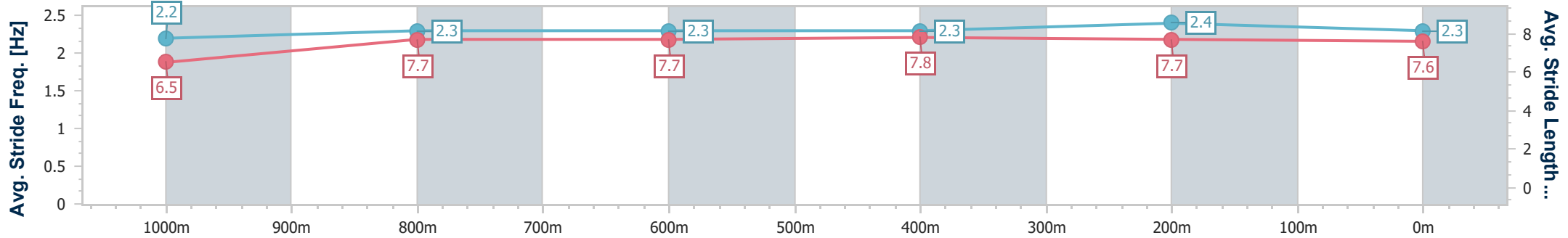
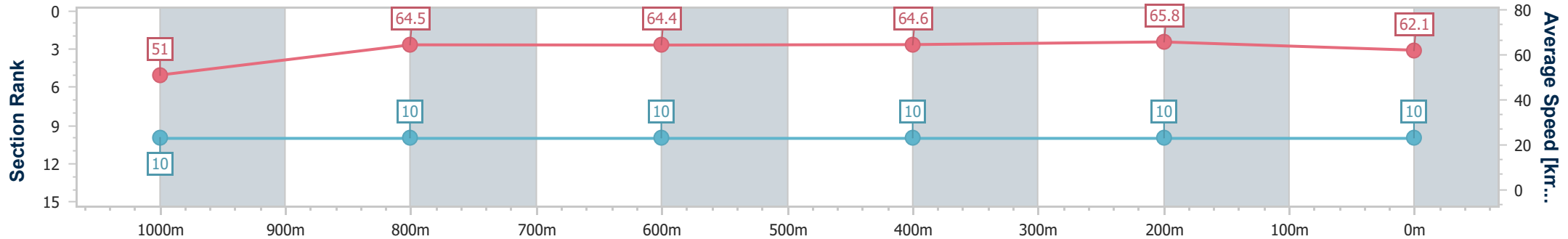
31 August 2024 - 14:13

Track Rating: Good 4, Weather: Fine, Rail Position: +5m Entire



BRISBANE  
RACING CLUB

Section	Overall	1000m	800m	600m	400m	200m
Section Times	1:10.39 [10] (0:14.15)	0:56.24 [10] (0:11.15)	0:45.09 [10] (0:11.28)	0:33.81 [10] (0:11.27)	0:22.54 [10] (0:10.92)	0:11.62 [10] (0:11.62)
Average Speed [km/h]	51.0	64.5	64.4	64.6	65.8	62.1
Top Speed [km/h]	64.7	65.2	65.6	65.9	66.9	64.9
Avg. Dist. to Rail [m]	5.9	0.7	2.0	1.9	1.4	5.2
Avg. Stride Freq. [Hz]	2.2	2.3	2.3	2.3	2.4	2.3
Avg. Stride Length [m]	6.5	7.7	7.7	7.8	7.7	7.6



- [ ] Ranking at each section and finish
- .-.- No data available at this section
- NA No data available