



Doomben QLD Professional

Race 6: QUEENSLAND COUNTRY BANK BENCHMARK 85 Handicap - 1630m

31 August 2024 - 14:48



BRISBANE
RACING CLUB

Track Rating: Good 4, Weather: Fine, Rail Position: +5m Entire

Section														
Field Times	Overall	1400m	1200m	1000m	800m	600m	400m	Last 600m						
	1:37.30 (0:15.31)	1:21.99 (0:10.89)	1:11.10 (0:11.41)	0:59.69 (0:11.54)	0:48.15 (0:11.99)	0:36.16 (0:11.87)	0:24.29 (0:11.93)	0:36.16						
Rank	TAB	Horse/Jockey	Barrier	Top Speed [km/h]	Fastest Section								Distance Travelled [m]	
1	5	VIMINELE Jake Bayliss	3	66.2 Overall	0:11.11 1400m	1:37.30 [1] (0:15.43)	1:21.87 [4] (0:11.11)	1:10.76 [5] (0:11.47)	0:59.29 [6] (0:11.75)	0:47.54 [7] (0:11.92)	0:35.62 [7] (0:11.86)	0:23.76 [6] (0:11.42)	0:35.62	
2	2	BUILT Bailey Wheeler	2	66.3 1400m	0:10.98 1400m	1:37.34 [2] (0:16.01)	1:21.33 [10] (0:10.98)	1:10.35 [10] (0:11.48)	0:58.87 [10] (0:11.73)	0:47.14 [9] (0:11.68)	0:35.46 [9] (0:11.77)	0:23.69 [8] (0:11.67)	0:35.46	+0
3	7	MENAZZI Cody Collis	11	67.1 1400m	0:10.93 1400m	1:37.41 [3] (0:15.77)	1:21.64 [7] (0:10.93)	1:10.71 [7] (0:11.04)	0:59.67 [3] (0:11.73)	0:47.94 [3] (0:11.86)	0:36.08 [3] (0:11.77)	0:24.31 [2] (0:11.84)	0:36.08	-1
4	3	COCOBREW EXPRESS Samantha Collett	10	67.9 1400m	0:10.95 1400m	1:37.57 [4] (0:15.53)	1:22.04 [5] (0:10.95)	1:11.09 [4] (0:11.13)	0:59.96 [1] (0:11.65)	0:48.31 [2] (0:11.89)	0:36.42 [2] (0:11.86)	0:24.56 [1] (0:11.95)	0:36.42	-2
5	6	THE RIGHT WAY Alisha Donald	1	66.9 1400m	0:10.99 1400m	1:37.63 [5] (0:15.42)	1:22.21 [3] (0:10.99)	1:11.22 [3] (0:11.48)	0:59.74 [5] (0:11.63)	0:48.11 [5] (0:11.92)	0:36.19 [4] (0:11.78)	0:24.41 [4] (0:11.89)	0:36.19	-10
6	4	LINTHORPE LAD Stacey Callow	5	67.6 1400m	0:10.76 1400m	1:37.81 [6] (0:15.79)	1:22.02 [8] (0:10.76)	1:11.26 [6] (0:11.57)	0:59.69 [7] (0:11.64)	0:48.05 [6] (0:11.92)	0:36.13 [6] (0:11.88)	0:24.25 [7] (0:11.80)	0:36.13	-3
7	9	MR FRENCH Taylor Marshall	9	68.4 1400m	0:10.88 1400m	1:38.36 [7] (0:15.84)	1:22.52 [9] (0:10.88)	1:11.64 [8] (0:11.51)	1:00.13 [8] (0:11.80)	0:48.33 [8] (0:11.85)	0:36.48 [8] (0:11.87)	0:24.61 [9] (0:11.80)	0:36.48	+1
8	8	ZUMA CALIFORNIA Tahlia Fenlon	6	67.6 1400m	0:11.04 1400m	1:38.73 [8] (0:15.31)	1:23.42 [1] (0:11.04)	1:12.38 [2] (0:11.45)	1:00.93 [4] (0:11.67)	0:49.26 [4] (0:12.04)	0:37.22 [5] (0:11.87)	0:25.35 [5] (0:12.03)	0:37.22	-1
9	10	GOLDEEL Angela Jones	8	65.5 1400m	0:11.25 1400m	1:39.23 [9] (0:15.58)	1:23.65 [6] (0:11.25)	1:12.40 [9] (0:11.57)	1:00.83 [9] (0:11.86)	0:48.97 [10] (0:11.83)	0:37.14 [10] (0:12.01)	0:25.13 [10] (0:11.95)	0:37.14	+6
10	1	WITHOUT REVENGE Emily Lang	4	68.8 Overall	0:10.82 1400m	1:39.33 [10] (0:15.38)	1:23.95 [2] (0:10.82)	1:13.13 [1] (0:11.42)	1:01.71 [2] (0:11.53)	0:50.18 [1] (0:11.99)	0:38.19 [1] (0:12.04)	0:26.15 [3] (0:12.20)	0:38.19	-6

Scratched: Super Chilled (#11)

[] Ranking at each section and finish
 -:-:- No data available at this section
 NA No data available

SCN Saddle cloth number
 DNF Did not finish
 DNT Did not track



Doomben QLD Professional
Race 6: QUEENSLAND COUNTRY BANK BENCHMARK 85 Handicap - 1630m
31 August 2024 - 14:48



Track Rating: Good 4, Weather: Fine, Rail Position: +5m Entire

Section				200m				Last 600m	
Field Times				0:12.36 (0:12.36)				0:36.16	
Rank	TAB Horse/Jockey	Barrier	Top Speed [km/h]	Fastest Section	Margin				Distance Travelled [m]
1	5 VIMINELE Jake Bayliss	3	66.2 Overall	0:11.11 1400m	0:12.34 [2] (0:12.34)	1:37.30		0:35.62	
2	2 BULLT Bailey Wheeler	2	66.3 1400m	0:10.98 1400m	0:12.02 [5] (0:12.02)	0.25L		0:35.46	+0
3	7 MENAZZI Cody Collis	11	67.1 1400m	0:10.93 1400m	0:12.47 [1] (0:12.47)	0.63L		0:36.08	-1
4	3 COCOBREW EXPRESS Samantha Collett	10	67.9 1400m	0:10.95 1400m	0:12.61 [2] (0:12.61)	1.57L		0:36.42	-2
5	6 THE RIGHT WAY Alisha Donald	1	66.9 1400m	0:10.99 1400m	0:12.52 [4] (0:12.52)	1.97L		0:36.19	-10
6	4 LINTHORPE LAD Stacey Callow	5	67.6 1400m	0:10.76 1400m	0:12.45 [6] (0:12.45)	2.98L		0:36.13	-3
7	9 MR FRENCH Taylor Marshall	9	68.4 1400m	0:10.88 1400m	0:12.81 [9] (0:12.81)	6.25L		0:36.48	+1
8	8 ZUMA CALIFORNIA Tahlia Fenlon	6	67.6 1400m	0:11.04 1400m	0:13.32 [8] (0:13.32)	8.44L		0:37.22	-1
9	10 GOLDEEL Angela Jones	8	65.5 1400m	0:11.25 1400m	0:13.18 [10] (0:13.18)	11.34L		0:37.14	+6
10	1 WITHOUT REVENGE Emily Lang	4	68.8 Overall	0:10.82 1400m	0:13.95 [7] (0:13.95)	11.96L		0:38.19	-6

Scratched: Super Chilled (#11)

[] Ranking at each section and finish
 -:-:- No data available at this section
 NA No data available

SCN Saddle cloth number
 DNF Did not finish
 DNT Did not track



Horse/Jockey Name	Viminele
Final Rank	1
Fastest Section Time (Section)	0:11.11 (1400m)
Top Speed [km/h] (Section)	66.2 (Overall)
Race State	Finished

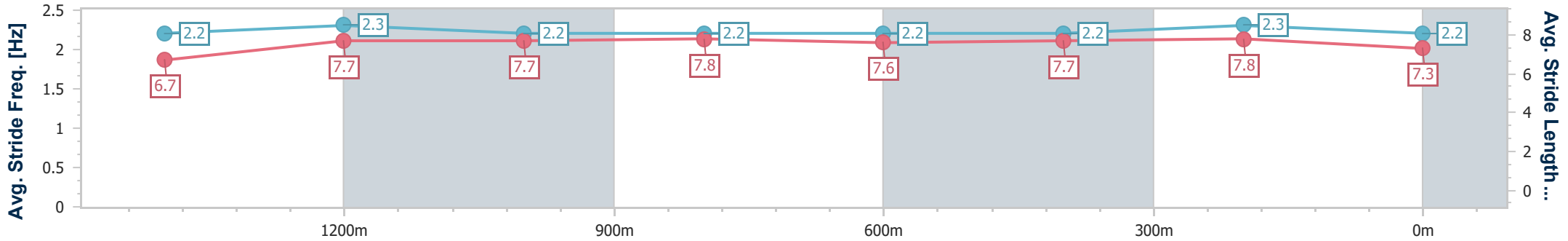
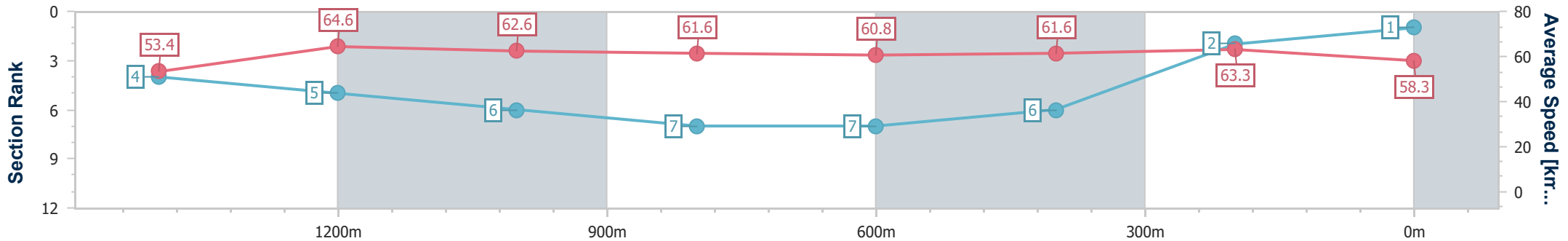


Doomben QLD Professional
Race 6: QUEENSLAND COUNTRY BANK BENCHMARK 85
Handicap - 1630m
31 August 2024 - 14:48
Track Rating: Good 4, Weather: Fine, Rail Position: +5m Entire



BRISBANE
RACING CLUB

Section	Overall	1400m	1200m	1000m	800m	600m	400m	200m						
Section Times	1:37.30 [1] (0:15.43)	1:21.87 [4] (0:11.11)	1:10.76 [5] (0:11.47)	0:59.29 [6] (0:11.75)	0:47.54 [7] (0:11.92)	0:35.62 [7] (0:11.86)	0:23.76 [6] (0:11.42)	0:12.34 [2] (0:12.34)						
Average Speed [km/h]	53.4	64.6	62.6	61.6	60.8	61.6	63.3	58.3						
Top Speed [km/h]	66.2	65.7	63.9	62.5	61.8	62.7	65.8	60.8						
Avg. Dist. to Rail [m]	1.2	1.0	1.1	1.2	0.9	2.7	2.5	1.6						
Avg. Stride Freq. [Hz]	2.2	2.3	2.2	2.2	2.2	2.2	2.3	2.2						
Avg. Stride Length [m]	6.7	7.7	7.7	7.8	7.6	7.7	7.8	7.3						



- [] Ranking at each section and finish
- .-.- No data available at this section
- NA No data available



Horse/Jockey Name	Built
Final Rank	2
Fastest Section Time (Section)	0:10.98 (1400m)
Top Speed [km/h] (Section)	66.3 (1400m)
Race State	Finished

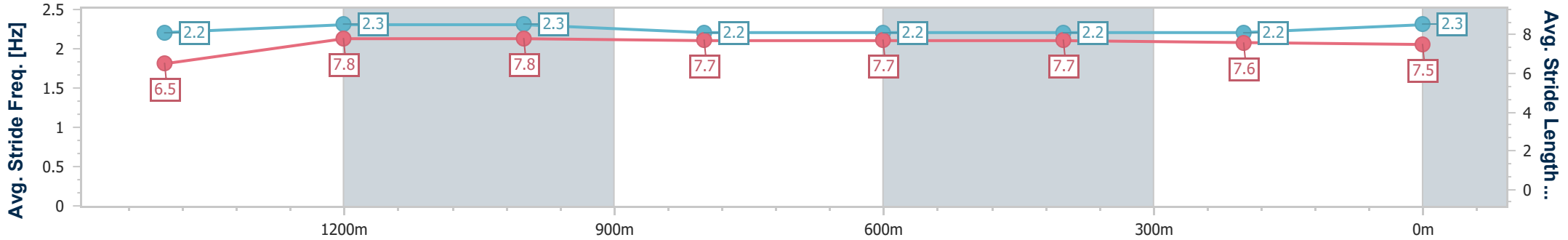
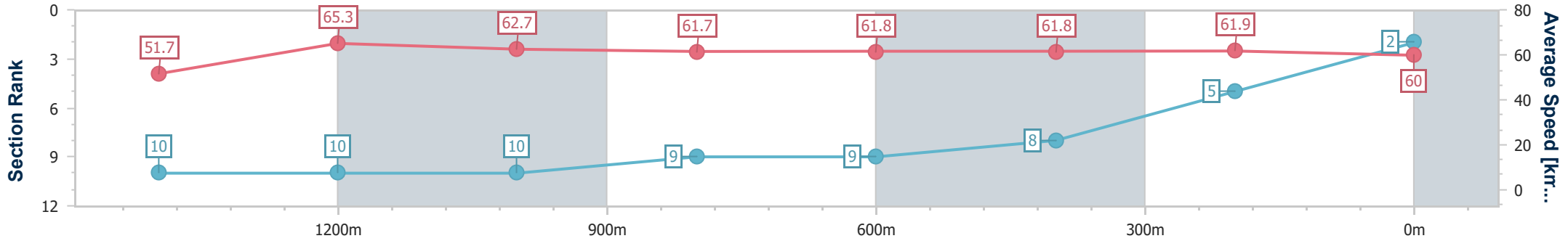


Doomben QLD Professional
Race 6: QUEENSLAND COUNTRY BANK BENCHMARK 85
Handicap - 1630m
31 August 2024 - 14:48
Track Rating: Good 4, Weather: Fine, Rail Position: +5m Entire



BRISBANE
RACING CLUB

Section	Overall	1400m	1200m	1000m	800m	600m	400m	200m					
Section Times	1:37.34 [2] (0:16.01)	1:21.33 [10] (0:10.98)	1:10.35 [10] (0:11.48)	0:58.87 [10] (0:11.73)	0:47.14 [9] (0:11.68)	0:35.46 [9] (0:11.77)	0:23.69 [8] (0:11.67)	0:12.02 [5] (0:12.02)					
Average Speed [km/h]	51.7	65.3	62.7	61.7	61.8	61.8	61.9	60.0					
Top Speed [km/h]	64.9	66.3	64.6	62.5	63.3	63.4	63.4	61.9					
Avg. Dist. to Rail [m]	0.7	0.6	1.2	1.0	0.8	2.0	2.6	3.7					
Avg. Stride Freq. [Hz]	2.2	2.3	2.3	2.2	2.2	2.2	2.2	2.3					
Avg. Stride Length [m]	6.5	7.8	7.8	7.7	7.7	7.7	7.6	7.5					



- [] Ranking at each section and finish
- .-.- No data available at this section
- NA No data available



Horse/Jockey Name	Menazzi
Final Rank	3
Fastest Section Time (Section)	0:10.93 (1400m)
Top Speed [km/h] (Section)	67.1 (1400m)
Race State	Finished



Doomben QLD Professional
Race 6: QUEENSLAND COUNTRY BANK BENCHMARK 85
 Handicap - 1630m

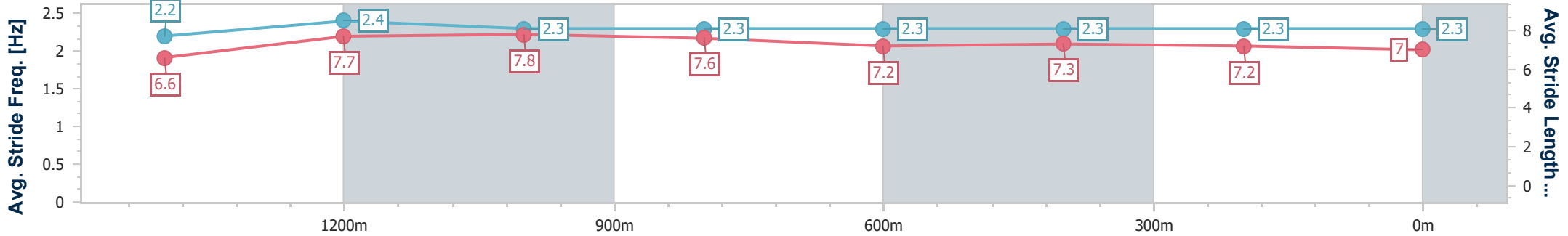
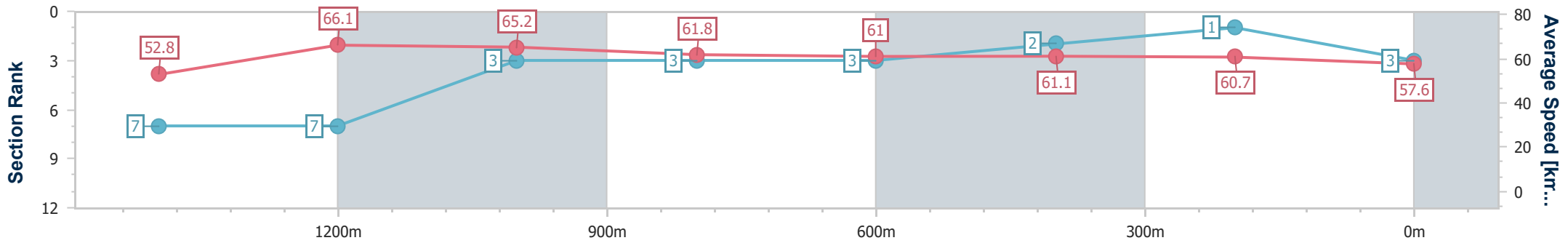
31 August 2024 - 14:48

Track Rating: Good 4, Weather: Fine, Rail Position: +5m Entire



BRISBANE
RACING CLUB

Section	Overall	1400m	1200m	1000m	800m	600m	400m	200m
Section Times	1:37.41 [3] (0:15.77)	1:21.64 [7] (0:10.93)	1:10.71 [7] (0:11.04)	0:59.67 [3] (0:11.73)	0:47.94 [3] (0:11.86)	0:36.08 [3] (0:11.77)	0:24.31 [2] (0:11.84)	0:12.47 [1] (0:12.47)
Average Speed [km/h]	52.8	66.1	65.2	61.8	61.0	61.1	60.7	57.6
Top Speed [km/h]	65.1	67.1	66.6	64.5	61.7	62.4	62.1	59.9
Avg. Dist. to Rail [m]	4.7	1.0	2.7	2.4	1.1	0.6	0.7	0.9
Avg. Stride Freq. [Hz]	2.2	2.4	2.3	2.3	2.3	2.3	2.3	2.3
Avg. Stride Length [m]	6.6	7.7	7.8	7.6	7.2	7.3	7.2	7.0



- [] Ranking at each section and finish
- .-.- No data available at this section
- NA No data available



Horse/Jockey Name	Cocobrew Express
Final Rank	4
Fastest Section Time (Section)	0:10.95 (1400m)
Top Speed [km/h] (Section)	67.9 (1400m)
Race State	Finished



Doomben QLD Professional
Race 6: QUEENSLAND COUNTRY BANK BENCHMARK 85
Handicap - 1630m

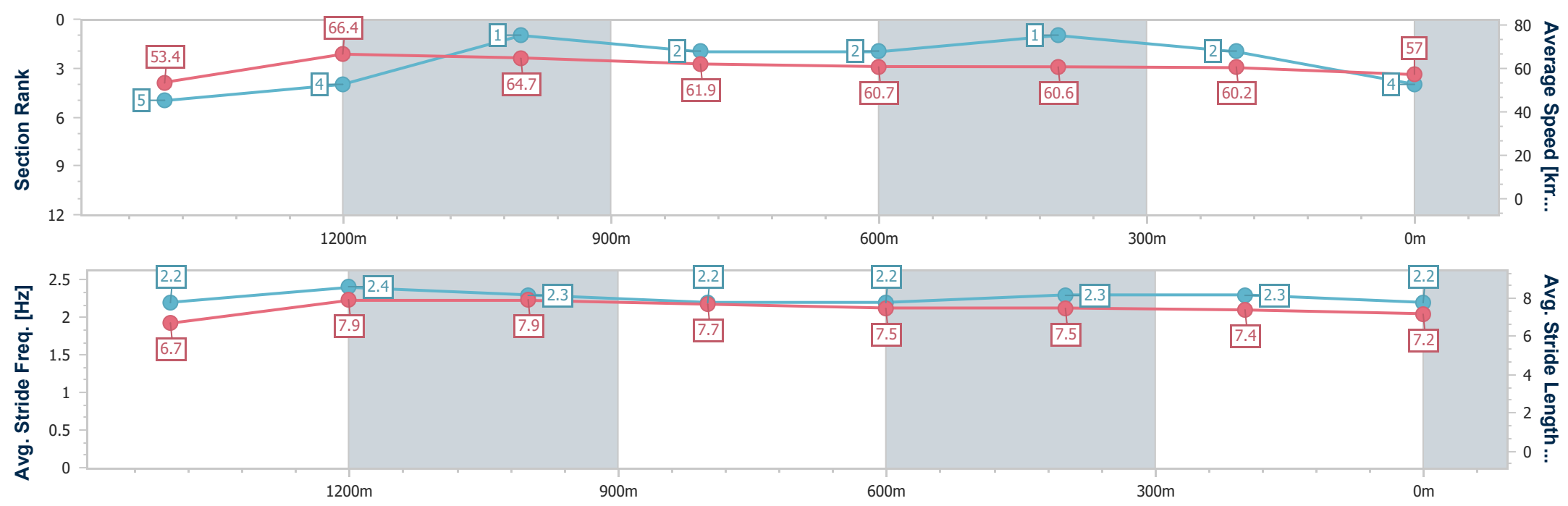
31 August 2024 - 14:48

Track Rating: Good 4, Weather: Fine, Rail Position: +5m Entire



BRISBANE
RACING CLUB

Section	Overall	1400m	1200m	1000m	800m	600m	400m	200m						
Section Times	1:37.57 [4] (0:15.53)	1:22.04 [5] (0:10.95)	1:11.09 [4] (0:11.13)	0:59.96 [1] (0:11.65)	0:48.31 [2] (0:11.89)	0:36.42 [2] (0:11.86)	0:24.56 [1] (0:11.95)	0:12.61 [2] (0:12.61)						
Average Speed [km/h]	53.4	66.4	64.7	61.9	60.7	60.6	60.2	57.0						
Top Speed [km/h]	67.2	67.9	66.5	63.1	61.1	61.3	61.2	59.3						
Avg. Dist. to Rail [m]	4.6	1.5	0.8	0.2	0.2	0.2	0.3	0.6						
Avg. Stride Freq. [Hz]	2.2	2.4	2.3	2.2	2.2	2.3	2.3	2.2						
Avg. Stride Length [m]	6.7	7.9	7.9	7.7	7.5	7.5	7.4	7.2						





Horse/Jockey Name	The Right Way
Final Rank	5
Fastest Section Time (Section)	0:10.99 (1400m)
Top Speed [km/h] (Section)	66.9 (1400m)
Race State	Finished



Doomben QLD Professional
 Race 6: QUEENSLAND COUNTRY BANK BENCHMARK 85
 Handicap - 1630m

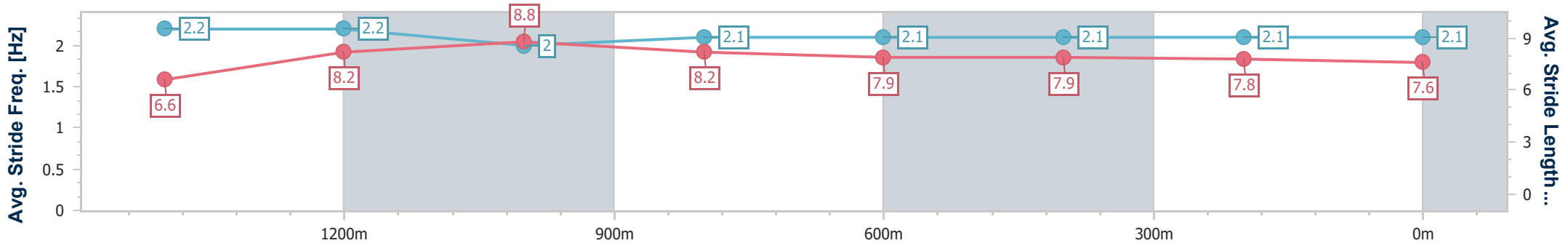
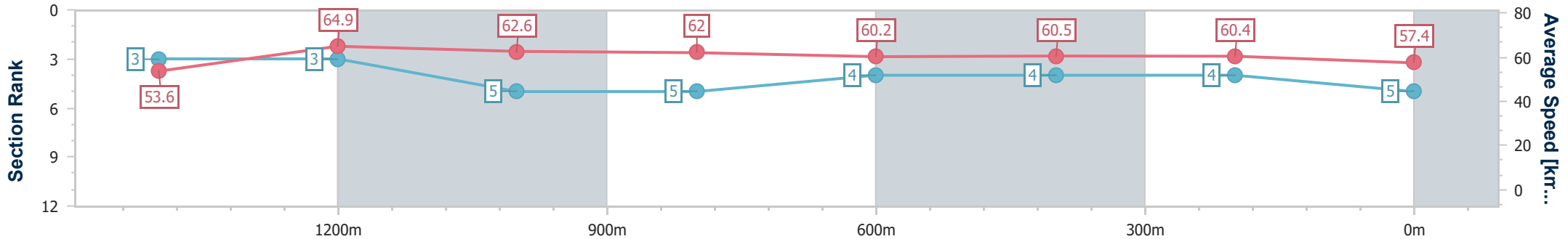
31 August 2024 - 14:48

Track Rating: Good 4, Weather: Fine, Rail Position: +5m Entire



BRISBANE
 RACING CLUB

Section	Overall	1400m	1200m	1000m	800m	600m	400m	200m
Section Times	1:37.63 [5] (0:15.42)	1:22.21 [3] (0:10.99)	1:11.22 [3] (0:11.48)	0:59.74 [5] (0:11.63)	0:48.11 [5] (0:11.92)	0:36.19 [4] (0:11.78)	0:24.41 [4] (0:11.89)	0:12.52 [4] (0:12.52)
Average Speed [km/h]	53.6	64.9	62.6	62.0	60.2	60.5	60.4	57.4
Top Speed [km/h]	65.8	66.9	63.2	63.0	62.2	61.2	62.8	60.0
Avg. Dist. to Rail [m]	2.0	1.5	0.3	0.2	0.4	1.9	1.9	0.9
Avg. Stride Freq. [Hz]	2.2	2.2	2.0	2.1	2.1	2.1	2.1	2.1
Avg. Stride Length [m]	6.6	8.2	8.8	8.2	7.9	7.9	7.8	7.6



- [] Ranking at each section and finish
- .-.- No data available at this section
- NA No data available



Horse/Jockey Name	Linthorpe Lad
Final Rank	6
Fastest Section Time (Section)	0:10.76 (1400m)
Top Speed [km/h] (Section)	67.6 (1400m)
Race State	Finished

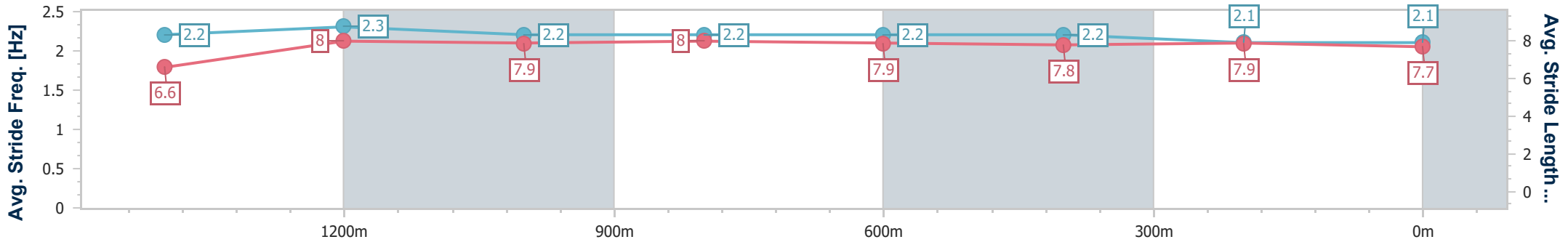
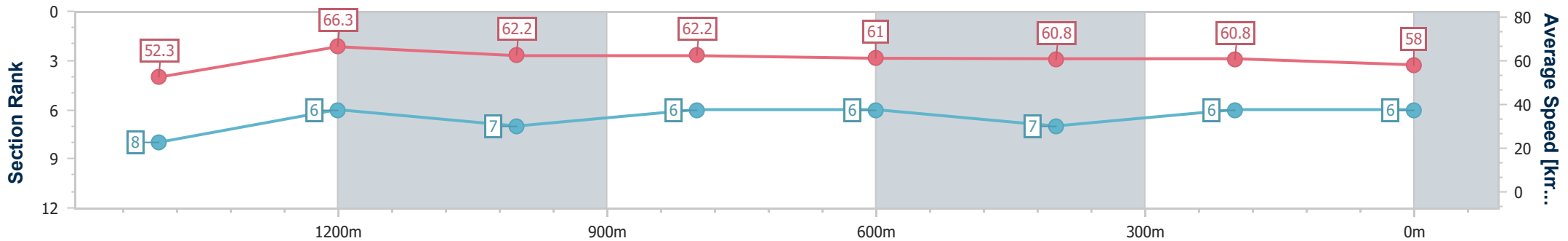


Doomben QLD Professional
Race 6: QUEENSLAND COUNTRY BANK BENCHMARK 85
Handicap - 1630m
31 August 2024 - 14:48
Track Rating: Good 4, Weather: Fine, Rail Position: +5m Entire



BRISBANE
RACING CLUB

Section	Overall	1400m	1200m	1000m	800m	600m	400m	200m
Section Times	1:37.81 [6] (0:15.79)	1:22.02 [8] (0:10.76)	1:11.26 [6] (0:11.57)	0:59.69 [7] (0:11.64)	0:48.05 [6] (0:11.92)	0:36.13 [6] (0:11.88)	0:24.25 [7] (0:11.80)	0:12.45 [6] (0:12.45)
Average Speed [km/h]	52.3	66.3	62.2	62.2	61.0	60.8	60.8	58.0
Top Speed [km/h]	65.7	67.6	63.4	62.9	62.3	62.3	61.6	59.8
Avg. Dist. to Rail [m]	1.5	1.4	1.5	1.5	1.6	1.3	1.4	1.2
Avg. Stride Freq. [Hz]	2.2	2.3	2.2	2.2	2.2	2.2	2.1	2.1
Avg. Stride Length [m]	6.6	8.0	7.9	8.0	7.9	7.8	7.9	7.7



- [] Ranking at each section and finish
- .-.- No data available at this section
- NA No data available



Horse/Jockey Name	Mr French
Final Rank	7
Fastest Section Time (Section)	0:10.88 (1400m)
Top Speed [km/h] (Section)	68.4 (1400m)
Race State	Finished

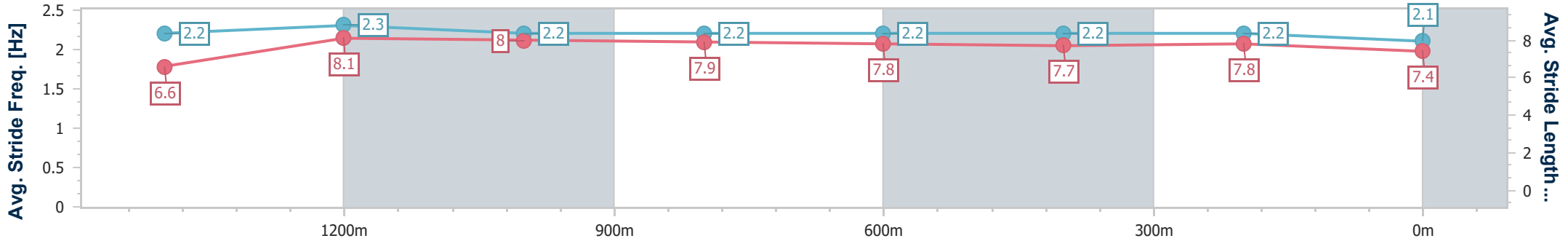
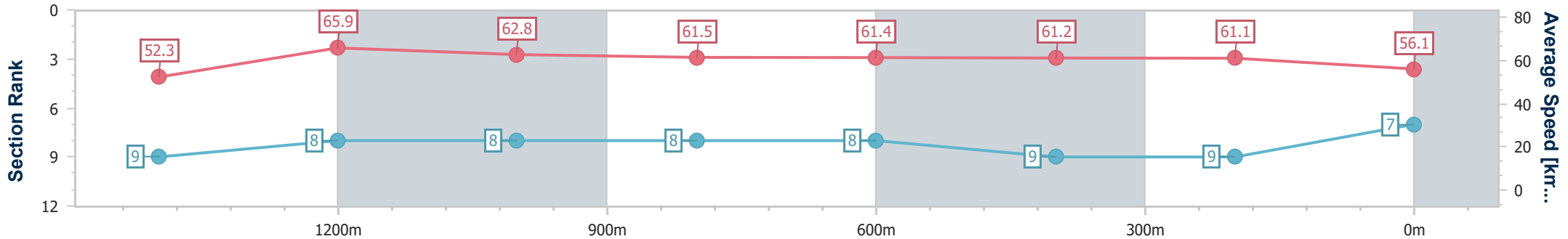


Doomben QLD Professional
Race 6: QUEENSLAND COUNTRY BANK BENCHMARK 85
Handicap - 1630m
31 August 2024 - 14:48
Track Rating: Good 4, Weather: Fine, Rail Position: +5m Entire



BRISBANE
RACING CLUB

Section	Overall	1400m	1200m	1000m	800m	600m	400m	200m
Section Times	1:38.36 [7] (0:15.84)	1:22.52 [9] (0:10.88)	1:11.64 [8] (0:11.51)	1:00.13 [8] (0:11.80)	0:48.33 [8] (0:11.85)	0:36.48 [8] (0:11.87)	0:24.61 [9] (0:11.80)	0:12.81 [9] (0:12.81)
Average Speed [km/h]	52.3	65.9	62.8	61.5	61.4	61.2	61.1	56.1
Top Speed [km/h]	66.7	68.4	63.3	62.7	62.4	62.2	62.2	58.6
Avg. Dist. to Rail [m]	2.8	1.2	3.2	2.8	2.0	1.7	2.3	4.4
Avg. Stride Freq. [Hz]	2.2	2.3	2.2	2.2	2.2	2.2	2.2	2.1
Avg. Stride Length [m]	6.6	8.1	8.0	7.9	7.8	7.7	7.8	7.4



- [] Ranking at each section and finish
- .-.- No data available at this section
- NA No data available



Horse/Jockey Name	Zuma California
Final Rank	8
Fastest Section Time (Section)	0:11.04 (1400m)
Top Speed [km/h] (Section)	67.6 (1400m)
Race State	Finished



Doomben QLD Professional
Race 6: QUEENSLAND COUNTRY BANK BENCHMARK 85
 Handicap - 1630m

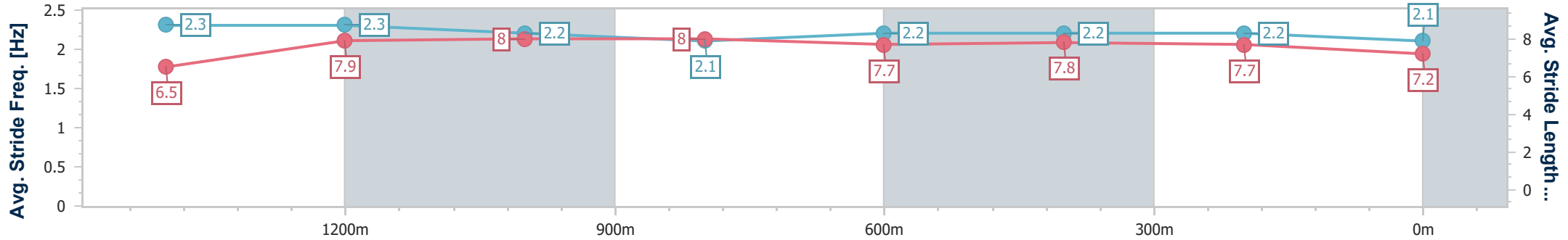
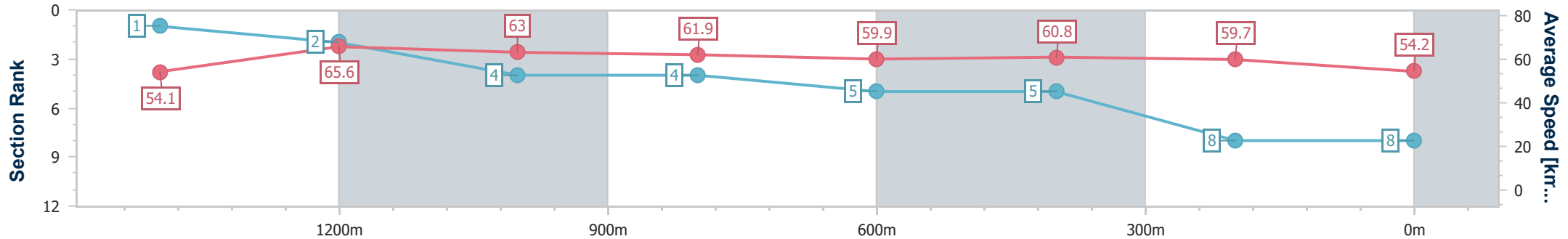
31 August 2024 - 14:48

Track Rating: Good 4, Weather: Fine, Rail Position: +5m Entire



BRISBANE
RACING CLUB

Section	Overall	1400m	1200m	1000m	800m	600m	400m	200m
Section Times	1:38.73 [8] (0:15.31)	1:23.42 [1] (0:11.04)	1:12.38 [2] (0:11.45)	1:00.93 [4] (0:11.67)	0:49.26 [4] (0:12.04)	0:37.22 [5] (0:11.87)	0:25.35 [5] (0:12.03)	0:13.32 [8] (0:13.32)
Average Speed [km/h]	54.1	65.6	63.0	61.9	59.9	60.8	59.7	54.2
Top Speed [km/h]	67.3	67.6	63.9	62.9	61.8	61.6	60.8	58.5
Avg. Dist. to Rail [m]	2.1	1.1	1.0	1.0	0.8	0.3	1.3	3.3
Avg. Stride Freq. [Hz]	2.3	2.3	2.2	2.1	2.2	2.2	2.2	2.1
Avg. Stride Length [m]	6.5	7.9	8.0	8.0	7.7	7.8	7.7	7.2



- [] Ranking at each section and finish
- .-.- No data available at this section
- NA No data available



Horse/Jockey Name	Goldeel
Final Rank	9
Fastest Section Time (Section)	0:11.25 (1400m)
Top Speed [km/h] (Section)	65.5 (1400m)
Race State	Finished



Doomben QLD Professional
Race 6: QUEENSLAND COUNTRY BANK BENCHMARK 85
Handicap - 1630m

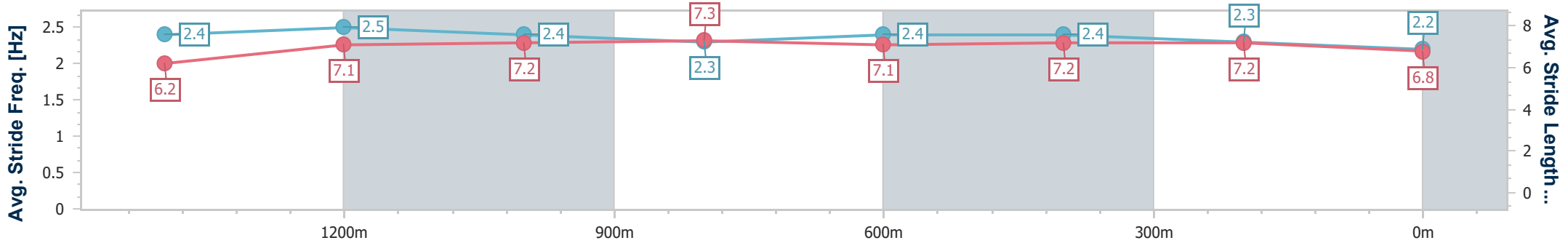
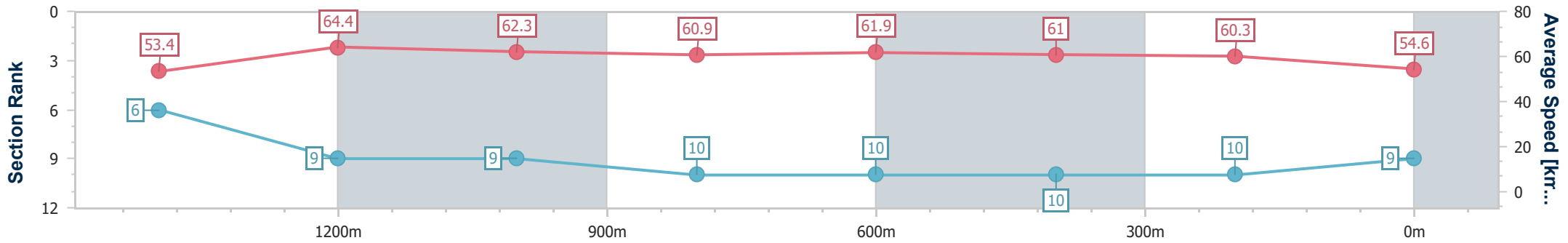
31 August 2024 - 14:48

Track Rating: Good 4, Weather: Fine, Rail Position: +5m Entire



BRISBANE
RACING CLUB

Section	Overall	1400m	1200m	1000m	800m	600m	400m	200m
Section Times	1:39.23 [9] (0:15.58)	1:23.65 [6] (0:11.25)	1:12.40 [9] (0:11.57)	1:00.83 [9] (0:11.86)	0:48.97 [10] (0:11.83)	0:37.14 [10] (0:12.01)	0:25.13 [10] (0:11.95)	0:13.18 [10] (0:13.18)
Average Speed [km/h]	53.4	64.4	62.3	60.9	61.9	61.0	60.3	54.6
Top Speed [km/h]	65.4	65.5	64.4	61.8	63.9	61.8	61.5	58.7
Avg. Dist. to Rail [m]	2.5	0.9	1.9	1.9	3.3	3.9	1.6	2.3
Avg. Stride Freq. [Hz]	2.4	2.5	2.4	2.3	2.4	2.4	2.3	2.2
Avg. Stride Length [m]	6.2	7.1	7.2	7.3	7.1	7.2	7.2	6.8



- [] Ranking at each section and finish
- .-.- No data available at this section
- NA No data available



Horse/Jockey Name	Without Revange
Final Rank	10
Fastest Section Time (Section)	0:10.82 (1400m)
Top Speed [km/h] (Section)	68.8 (Overall)
Race State	Finished



Doomben QLD Professional
Race 6: QUEENSLAND COUNTRY BANK BENCHMARK 85
 Handicap - 1630m

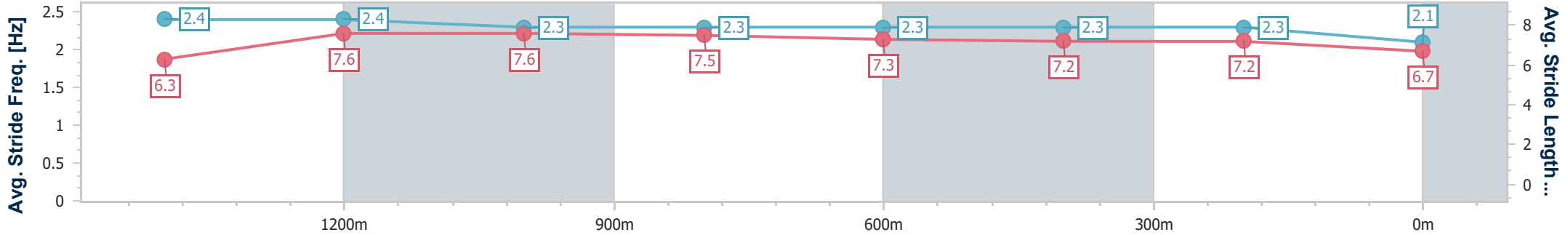
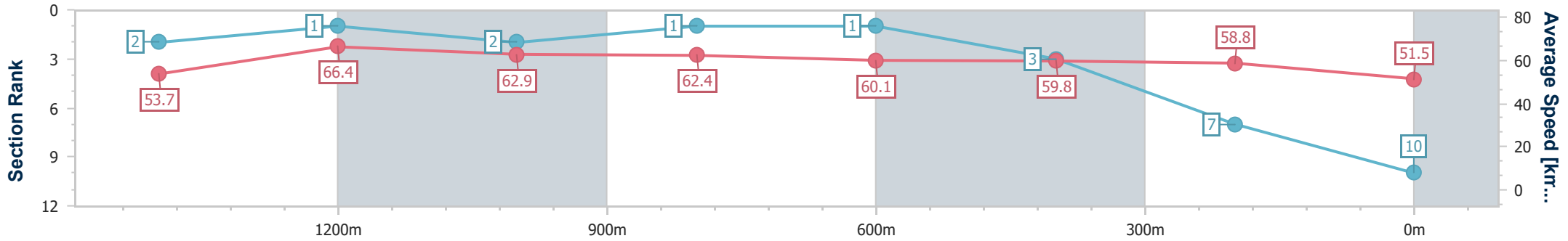
31 August 2024 - 14:48

Track Rating: Good 4, Weather: Fine, Rail Position: +5m Entire



BRISBANE
RACING CLUB

Section	Overall	1400m	1200m	1000m	800m	600m	400m	200m
Section Times	1:39.33 [10] (0:15.38)	1:23.95 [2] (0:10.82)	1:13.13 [1] (0:11.42)	1:01.71 [2] (0:11.53)	0:50.18 [1] (0:11.99)	0:38.19 [1] (0:12.04)	0:26.15 [3] (0:12.20)	0:13.95 [7] (0:13.95)
Average Speed [km/h]	53.7	66.4	62.9	62.4	60.1	59.8	58.8	51.5
Top Speed [km/h]	68.8	68.0	63.8	64.2	60.6	61.2	59.9	57.0
Avg. Dist. to Rail [m]	1.1	0.8	0.3	0.2	0.4	0.5	2.4	2.0
Avg. Stride Freq. [Hz]	2.4	2.4	2.3	2.3	2.3	2.3	2.3	2.1
Avg. Stride Length [m]	6.3	7.6	7.6	7.5	7.3	7.2	7.2	6.7



- [] Ranking at each section and finish
- .-.- No data available at this section
- NA No data available