



# Doomben QLD Professional

## Race 9: LADBROKES ODDS SURGE OPEN Handicap - 1200m

31 August 2024 - 16:39



BRISBANE  
RACING CLUB

Track Rating: Good 4, Weather: Fine, Rail Position: +5m Entire

Section		Overall	1000m	800m	600m	400m	200m	Last 600m					
Field Times		1:09.18 (0:12.94)	0:56.24 (0:10.48)	0:45.76 (0:10.95)	0:34.81 (0:11.27)	0:23.54 (0:11.35)	0:12.19 (0:12.19)	0:34.81					
Rank	TAB Horse/Jockey	Barrier	Top Speed [km/h]	Fastest Section	Margin						Distance Travelled [m]		
1	8 HOLD ON HONEY Cody Collis	2	70.3 Overall	0:10.48 1000m	1:09.18 [1] (0:12.94)	0:56.24 [1] (0:10.48)	0:45.76 [1] (0:10.95)	0:34.81 [1] (0:11.27)	0:23.54 [1] (0:11.35)	0:12.19 [1] (0:12.19)	1:09.18	0:34.81	
2	12 BRERETON Angela Jones	3	68.9 1000m	0:10.80 1000m	1:09.19 [2] (0:13.20)	0:55.99 [3] (0:10.80)	0:45.19 [4] (0:11.07)	0:34.12 [4] (0:11.08)	0:23.04 [4] (0:11.08)	0:11.96 [3] (0:11.96)	0.08L	0:34.12	-2
3	13 TECTONIC PLATE Tahlia Fenlon	10	69.4 1000m	0:10.80 1000m	1:09.34 [3] (0:13.94)	0:55.40 [13] (0:10.80)	0:44.60 [13] (0:11.04)	0:33.56 [12] (0:11.11)	0:22.45 [13] (0:10.87)	0:11.58 [9] (0:11.58)	0.96L	0:33.56	+5
4	7 HARDWARE LANE Bailey Wheeler	8	69.3 1000m	0:10.74 1000m	1:09.37 [4] (0:13.44)	0:55.93 [7] (0:10.74)	0:45.19 [6] (0:11.00)	0:34.19 [6] (0:11.16)	0:23.03 [7] (0:11.09)	0:11.94 [6] (0:11.94)	1.15L	0:34.19	+6
5	5 SITUATION ROOM Emily Lang	13	69.4 1000m	0:10.70 1000m	1:09.41 [5] (0:13.21)	0:56.20 [4] (0:10.70)	0:45.50 [3] (0:11.11)	0:34.39 [3] (0:11.06)	0:23.33 [3] (0:11.25)	0:12.08 [4] (0:12.08)	1.36L	0:34.39	+10
6	9 GOLDSBOROUGH Nikita Beriman	14	69.0 1000m	0:10.72 1000m	1:09.51 [6] (0:13.59)	0:55.92 [9] (0:10.72)	0:45.20 [8] (0:11.01)	0:34.19 [8] (0:11.15)	0:23.04 [8] (0:11.10)	0:11.94 [7] (0:11.94)	1.99L	0:34.19	+11
7	16 POCKET FULL Robbie Dolan	9	69.5 1000m	0:10.75 1000m	1:09.52 [7] (0:13.77)	0:55.75 [11] (0:10.75)	0:45.00 [11] (0:11.12)	0:33.88 [11] (0:11.13)	0:22.75 [10] (0:10.99)	0:11.76 [10] (0:11.76)	2.05L	0:33.88	+1
8	10 HATCHET Ron Stewart	6	68.9 1000m	0:10.75 1000m	1:09.57 [8] (0:13.67)	0:55.90 [10] (0:10.75)	0:45.15 [10] (0:11.00)	0:34.15 [9] (0:11.11)	0:23.04 [9] (0:11.08)	0:11.96 [8] (0:11.96)	2.3L	0:34.15	-3
9	14 NORTHERN EXPRESS Taylor Marshall	1	69.7 Overall	0:10.70 1000m	1:09.59 [9] (0:13.35)	0:56.24 [5] (0:10.70)	0:45.54 [5] (0:11.06)	0:34.48 [5] (0:11.08)	0:23.40 [5] (0:11.23)	0:12.17 [5] (0:12.17)	2.44L	0:34.48	+1
10	4 ARENTEE Melea Castle	7	70.2 1000m	0:10.59 1000m	1:09.60 [10] (0:13.03)	0:56.57 [2] (0:10.59)	0:45.98 [2] (0:10.95)	0:35.03 [2] (0:11.17)	0:23.86 [2] (0:11.29)	0:12.57 [2] (0:12.57)	2.51L	0:35.03	+0

Scratched: Bubba's Bay (#6), En Pointe (#15), Master Showman (#17), Ned's Gully (#11)

Report Created: Sat 31 August 2024 16:56 GMT+1 (Note: Timing is based on position data)

Page 1/15

[ ] Ranking at each section and finish  
 -:-:- No data available at this section  
 NA No data available

SCN Saddle cloth number  
 DNF Did not finish  
 DNT Did not track

data processed by TRIPLES DATA



# Doomben QLD Professional

## Race 9: LADBROKES ODDS SURGE OPEN Handicap - 1200m

31 August 2024 - 16:39



BRISBANE  
RACING CLUB

Track Rating: Good 4, Weather: Fine, Rail Position: +5m Entire

Section		Overall	1000m	800m	600m	400m	200m	Last 600m					
Field Times		1:09.18 (0:12.94)	0:56.24 (0:10.48)	0:45.76 (0:10.95)	0:34.81 (0:11.27)	0:23.54 (0:11.35)	0:12.19 (0:12.19)	0:34.81					
Rank	TAB Horse/Jockey	Barrier	Top Speed [km/h]	Fastest Section	Margin							Distance Travelled [m]	
11	1 LEGAL ESPRIT Marnu Potgieter	12	68.1 Overall	0:10.88 1000m	1:09.64 [11] (0:13.53)	0:56.11 [8] (0:10.88)	0:45.23 [9] (0:11.11)	0:34.12 [10] (0:11.29)	0:22.83 [11] (0:11.04)	0:11.79 [11] (0:11.79)	2.74L	0:34.12	+5
12	3 IRISH SONGS Michael Rodd	11	70.7 1000m	0:10.83 1000m	1:10.20 [12] (0:13.88)	0:56.32 [12] (0:10.83)	0:45.49 [12] (0:11.14)	0:34.35 [13] (0:10.97)	0:23.38 [12] (0:11.13)	0:12.25 [12] (0:12.25)	6L	0:34.35	+6
13	2 BACCHANALIA James Orman	4	69.6 1000m	0:10.78 1000m	1:12.72 [13] (0:13.41)	0:59.31 [6] (0:10.78)	0:48.53 [7] (0:11.05)	0:37.48 [7] (0:11.04)	0:26.44 [6] (0:11.81)	0:14.63 [13] (0:14.63)	20.82L	0:37.48	+2

Scratched: Bubba's Bay (#6), En Pointe (#15), Master Showman (#17), Ned's Gully (#11)



Horse/Jockey Name	Hold On Honey
Final Rank	1
Fastest Section Time (Section)	0:10.48 (1000m)
Top Speed [km/h] (Section)	70.3 (Overall)
Race State	Finished

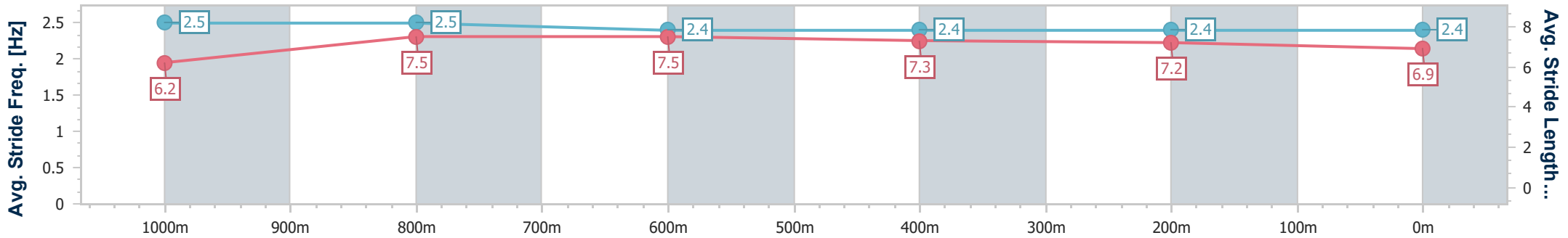
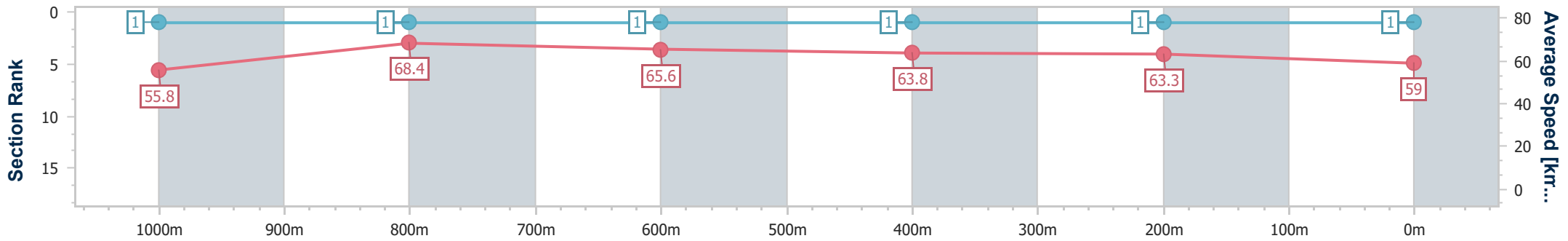


**Doomben QLD Professional**  
**Race 9: LADBROKES ODDS SURGE OPEN Handicap - 1200m**  
 31 August 2024 - 16:39  
 Track Rating: Good 4, Weather: Fine, Rail Position: +5m Entire



**BRISBANE**  
RACING CLUB

Section	Overall	1000m	800m	600m	400m	200m
Section Times	1:09.18 [1] (0:12.94)	0:56.24 [1] (0:10.48)	0:45.76 [1] (0:10.95)	0:34.81 [1] (0:11.27)	0:23.54 [1] (0:11.35)	0:12.19 [1] (0:12.19)
Average Speed [km/h]	55.8	68.4	65.6	63.8	63.3	59.0
Top Speed [km/h]	70.3	70.3	67.6	65.6	64.7	62.1
Avg. Dist. to Rail [m]	1.1	0.4	0.6	0.7	1.3	1.8
Avg. Stride Freq. [Hz]	2.5	2.5	2.4	2.4	2.4	2.4
Avg. Stride Length [m]	6.2	7.5	7.5	7.3	7.2	6.9



- [ ] Ranking at each section and finish
- .-.- No data available at this section
- NA No data available



Horse/Jockey Name	Brereton
Final Rank	2
Fastest Section Time (Section)	0:10.80 (1000m)
Top Speed [km/h] (Section)	68.9 (1000m)
Race State	Finished

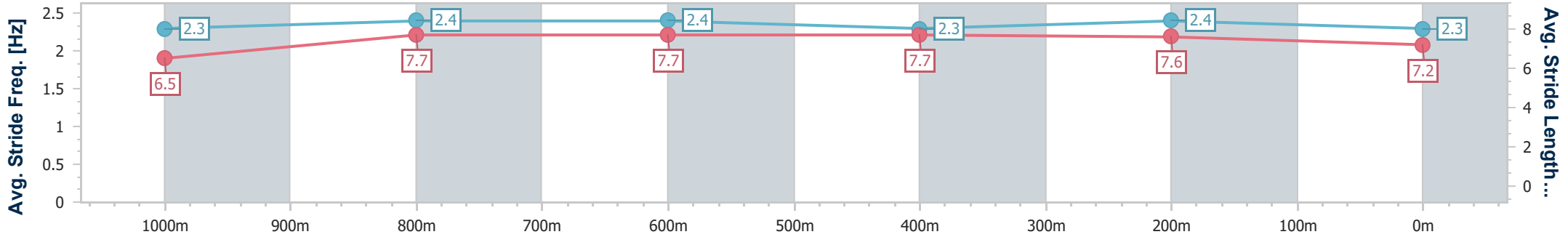
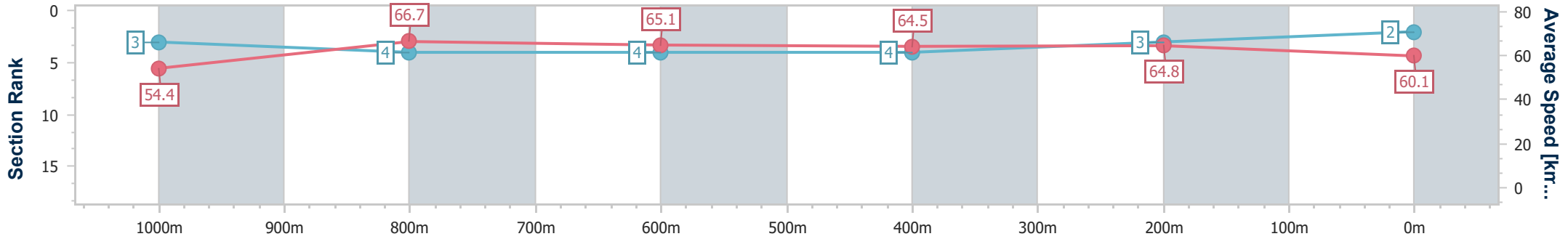


**Doomben QLD Professional**  
**Race 9: LADBROKES ODDS SURGE OPEN Handicap - 1200m**  
 31 August 2024 - 16:39  
 Track Rating: Good 4, Weather: Fine, Rail Position: +5m Entire



BRISBANE  
RACING CLUB

Section	Overall	1000m	800m	600m	400m	200m
Section Times	1:09.19 [2] (0:13.20)	0:55.99 [3] (0:10.80)	0:45.19 [4] (0:11.07)	0:34.12 [4] (0:11.08)	0:23.04 [4] (0:11.08)	0:11.96 [3] (0:11.96)
Average Speed [km/h]	54.4	66.7	65.1	64.5	64.8	60.1
Top Speed [km/h]	68.5	68.9	66.6	66.1	65.7	63.1
Avg. Dist. to Rail [m]	2.1	0.9	0.6	1.5	1.0	0.7
Avg. Stride Freq. [Hz]	2.3	2.4	2.4	2.3	2.4	2.3
Avg. Stride Length [m]	6.5	7.7	7.7	7.7	7.6	7.2



- [ ] Ranking at each section and finish
- .-.- No data available at this section
- NA No data available



Horse/Jockey Name	Tectonic Plate
Final Rank	3
Fastest Section Time (Section)	0:10.80 (1000m)
Top Speed [km/h] (Section)	69.4 (1000m)
Race State	Finished

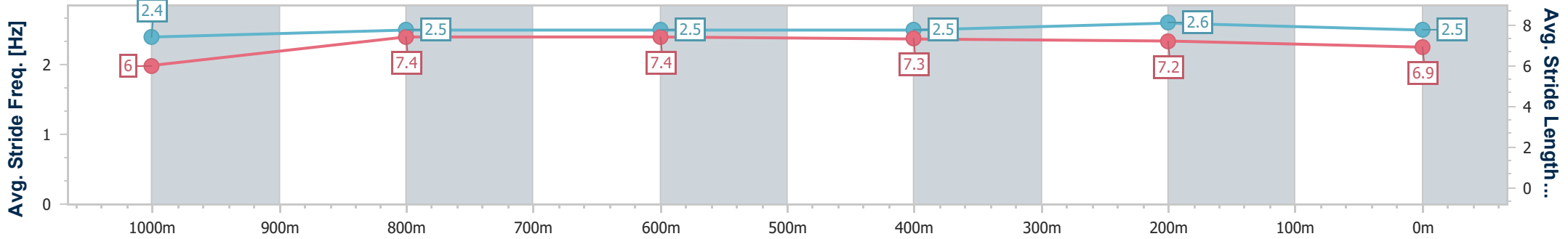
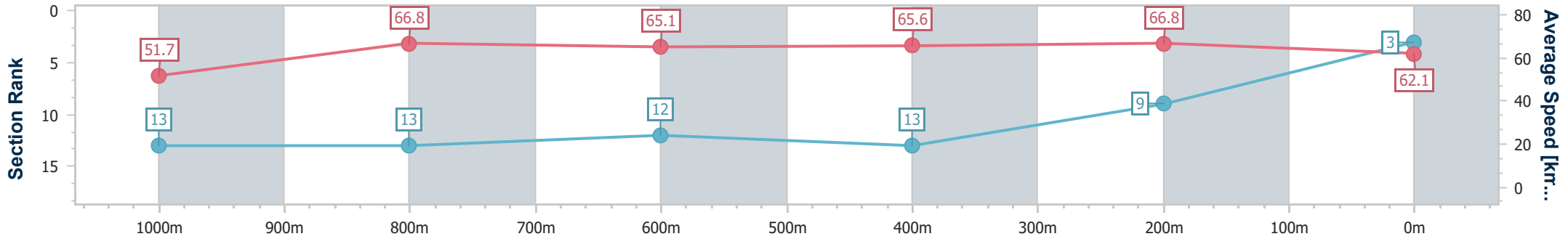


**Doomben QLD Professional**  
**Race 9: LADBROKES ODDS SURGE OPEN Handicap - 1200m**  
 31 August 2024 - 16:39  
 Track Rating: Good 4, Weather: Fine, Rail Position: +5m Entire



**BRISBANE**  
RACING CLUB

Section	Overall	1000m	800m	600m	400m	200m
Section Times	1:09.34 [3] (0:13.94)	0:55.40 [13] (0:10.80)	0:44.60 [13] (0:11.04)	0:33.56 [12] (0:11.11)	0:22.45 [13] (0:10.87)	0:11.58 [9] (0:11.58)
Average Speed [km/h]	51.7	66.8	65.1	65.6	66.8	62.1
Top Speed [km/h]	68.0	69.4	68.3	67.5	68.0	65.9
Avg. Dist. to Rail [m]	4.4	0.2	1.1	2.0	4.7	7.6
Avg. Stride Freq. [Hz]	2.4	2.5	2.5	2.5	2.6	2.5
Avg. Stride Length [m]	6.0	7.4	7.4	7.3	7.2	6.9



- [ ] Ranking at each section and finish
- .-.- No data available at this section
- NA No data available



Horse/Jockey Name	Hardware Lane
Final Rank	4
Fastest Section Time (Section)	0:10.74 (1000m)
Top Speed [km/h] (Section)	69.3 (1000m)
Race State	Finished

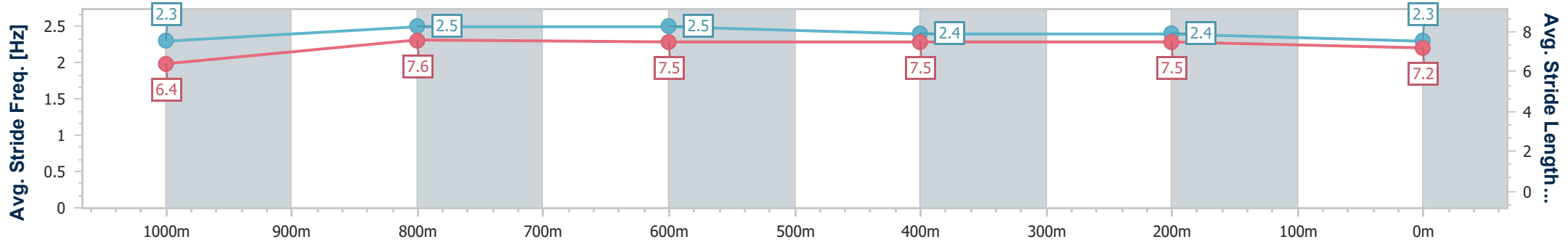
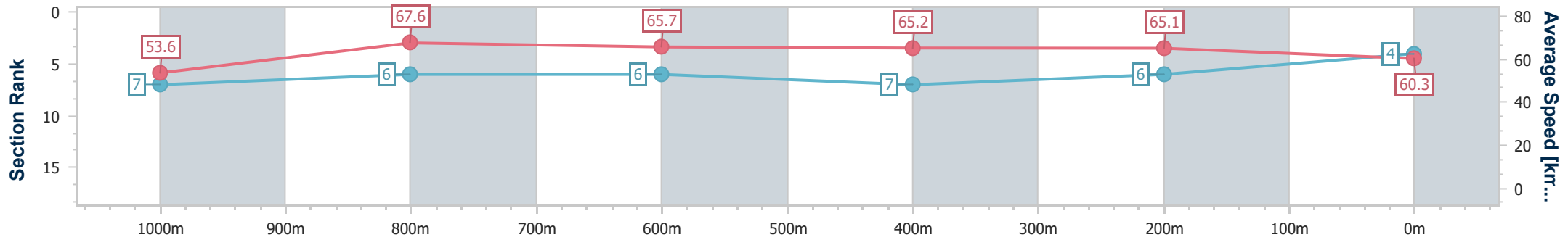


**Doomben QLD Professional**  
**Race 9: LADBROKES ODDS SURGE OPEN Handicap - 1200m**  
 31 August 2024 - 16:39  
 Track Rating: Good 4, Weather: Fine, Rail Position: +5m Entire



**BRISBANE**  
RACING CLUB

Section	Overall	1000m	800m	600m	400m	200m
Section Times	1:09.37 [4] (0:13.44)	0:55.93 [7] (0:10.74)	0:45.19 [6] (0:11.00)	0:34.19 [6] (0:11.16)	0:23.03 [7] (0:11.09)	0:11.94 [6] (0:11.94)
Average Speed [km/h]	53.6	67.6	65.7	65.2	65.1	60.3
Top Speed [km/h]	67.3	69.3	67.1	66.0	65.8	64.0
Avg. Dist. to Rail [m]	5.0	2.0	1.7	1.6	2.5	4.5
Avg. Stride Freq. [Hz]	2.3	2.5	2.5	2.4	2.4	2.3
Avg. Stride Length [m]	6.4	7.6	7.5	7.5	7.5	7.2



- [ ] Ranking at each section and finish
- .-.- No data available at this section
- NA No data available



Horse/Jockey Name	Situation Room
Final Rank	5
Fastest Section Time (Section)	0:10.70 (1000m)
Top Speed [km/h] (Section)	69.4 (1000m)
Race State	Finished

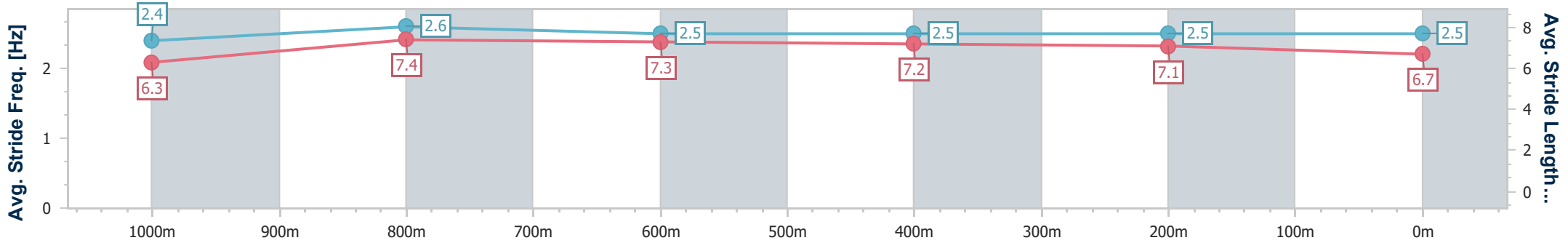
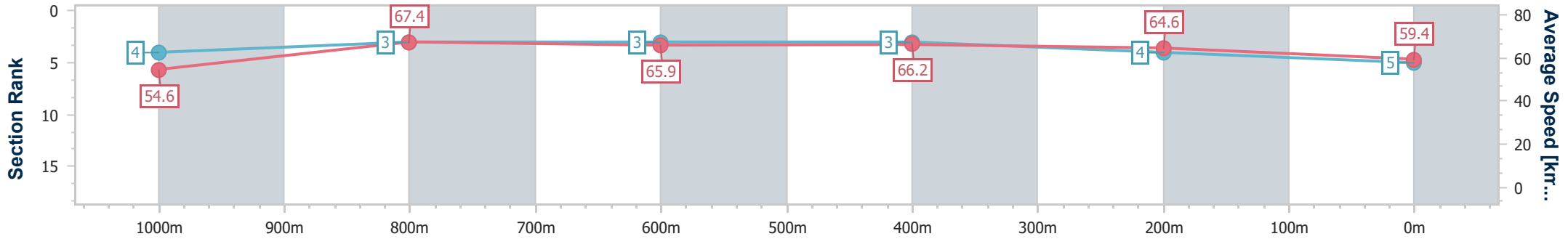


**Doomben QLD Professional**  
**Race 9: LADBROKES ODDS SURGE OPEN Handicap - 1200m**  
 31 August 2024 - 16:39  
 Track Rating: Good 4, Weather: Fine, Rail Position: +5m Entire



BRISBANE  
RACING CLUB

Section	Overall	1000m	800m	600m	400m	200m
Section Times	1:09.41 [5] (0:13.21)	0:56.20 [4] (0:10.70)	0:45.50 [3] (0:11.11)	0:34.39 [3] (0:11.06)	0:23.33 [3] (0:11.25)	0:12.08 [4] (0:12.08)
Average Speed [km/h]	54.6	67.4	65.9	66.2	64.6	59.4
Top Speed [km/h]	68.3	69.4	67.4	67.8	66.0	63.2
Avg. Dist. to Rail [m]	7.9	1.8	3.4	3.7	3.6	4.3
Avg. Stride Freq. [Hz]	2.4	2.6	2.5	2.5	2.5	2.5
Avg. Stride Length [m]	6.3	7.4	7.3	7.2	7.1	6.7



- [ ] Ranking at each section and finish
- .-.- No data available at this section
- NA No data available



Horse/Jockey Name	Goldsborough
Final Rank	6
Fastest Section Time (Section)	0:10.72 (1000m)
Top Speed [km/h] (Section)	69.0 (1000m)
Race State	Finished

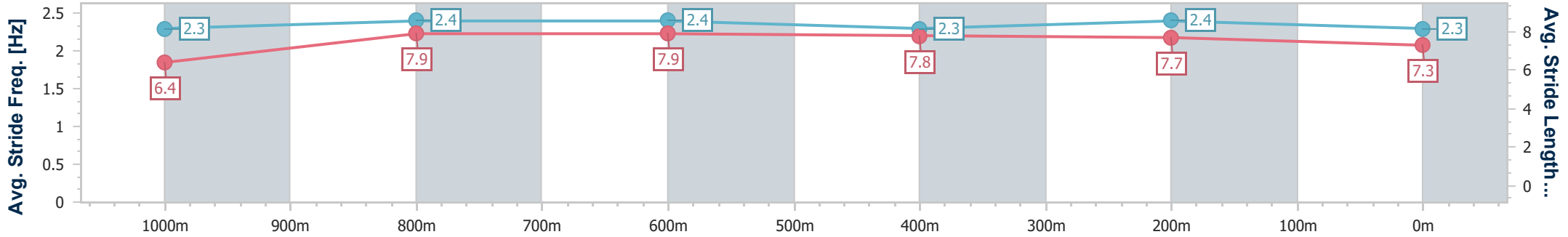
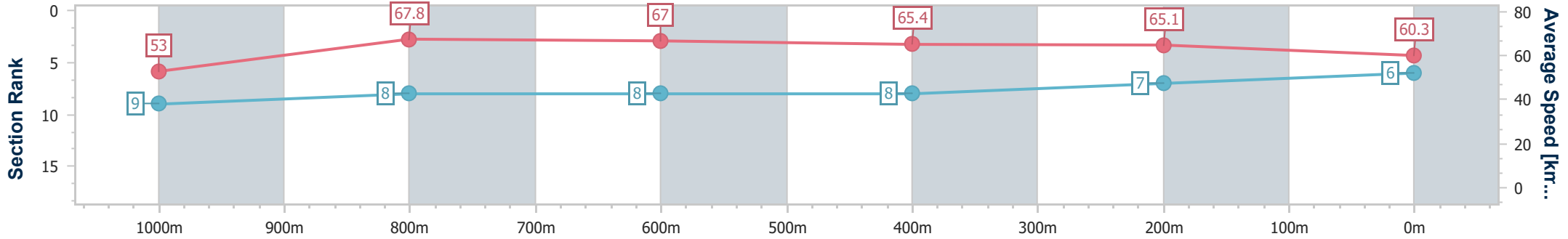


**Doomben QLD Professional**  
**Race 9: LADBROKES ODDS SURGE OPEN Handicap - 1200m**  
 31 August 2024 - 16:39  
 Track Rating: Good 4, Weather: Fine, Rail Position: +5m Entire



BRISBANE  
RACING CLUB

Section	Overall	1000m	800m	600m	400m	200m
Section Times	1:09.51 [6] (0:13.59)	0:55.92 [9] (0:10.72)	0:45.20 [8] (0:11.01)	0:34.19 [8] (0:11.15)	0:23.04 [8] (0:11.10)	0:11.94 [7] (0:11.94)
Average Speed [km/h]	53.0	67.8	67.0	65.4	65.1	60.3
Top Speed [km/h]	66.5	69.0	69.0	66.6	65.8	64.4
Avg. Dist. to Rail [m]	8.7	4.1	4.3	2.3	3.4	5.2
Avg. Stride Freq. [Hz]	2.3	2.4	2.4	2.3	2.4	2.3
Avg. Stride Length [m]	6.4	7.9	7.9	7.8	7.7	7.3



- [ ] Ranking at each section and finish
- .-.-.- No data available at this section
- NA No data available





Horse/Jockey Name	Pocket Full
Final Rank	7
Fastest Section Time (Section)	0:10.75 (1000m)
Top Speed [km/h] (Section)	69.5 (1000m)
Race State	Finished

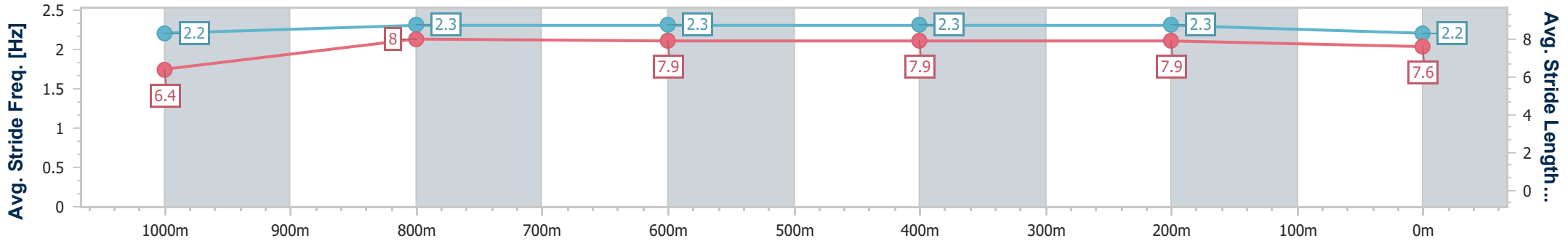
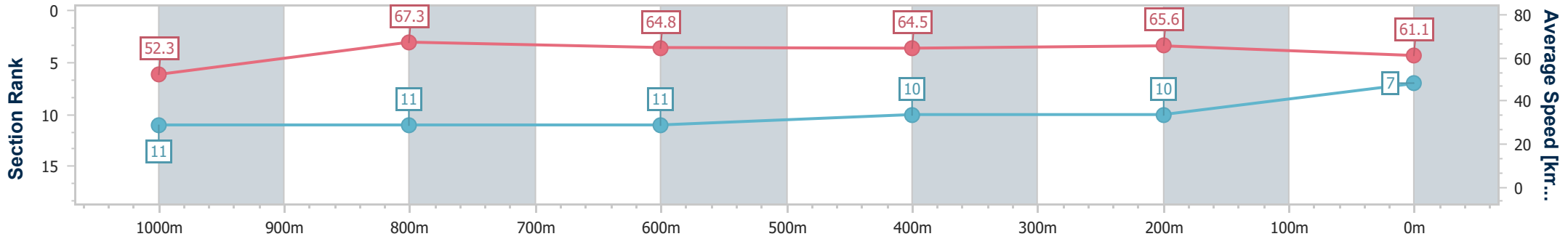


**Doomben QLD Professional**  
**Race 9: LADBROKES ODDS SURGE OPEN Handicap - 1200m**  
 31 August 2024 - 16:39  
 Track Rating: Good 4, Weather: Fine, Rail Position: +5m Entire



BRISBANE  
RACING CLUB

Section	Overall	1000m	800m	600m	400m	200m
Section Times	1:09.52 [7] (0:13.77)	0:55.75 [11] (0:10.75)	0:45.00 [11] (0:11.12)	0:33.88 [11] (0:11.13)	0:22.75 [10] (0:10.99)	0:11.76 [10]
Average Speed [km/h]	52.3	67.3	64.8	64.5	65.6	61.1
Top Speed [km/h]	68.0	69.5	66.6	65.6	66.1	64.9
Avg. Dist. to Rail [m]	5.1	1.3	0.2	0.4	2.4	4.1
Avg. Stride Freq. [Hz]	2.2	2.3	2.3	2.3	2.3	2.2
Avg. Stride Length [m]	6.4	8.0	7.9	7.9	7.9	7.6



- [ ] Ranking at each section and finish
- .-.- No data available at this section
- NA No data available



Horse/Jockey Name	Hatchet
Final Rank	8
Fastest Section Time (Section)	0:10.75 (1000m)
Top Speed [km/h] (Section)	68.9 (1000m)
Race State	Finished

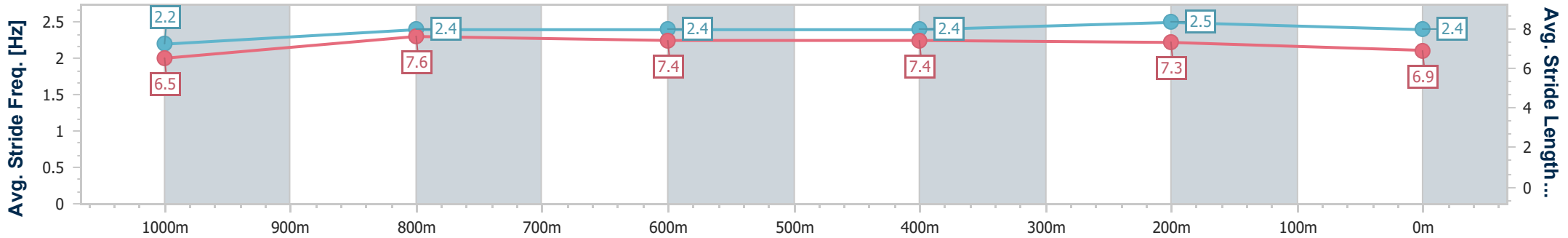
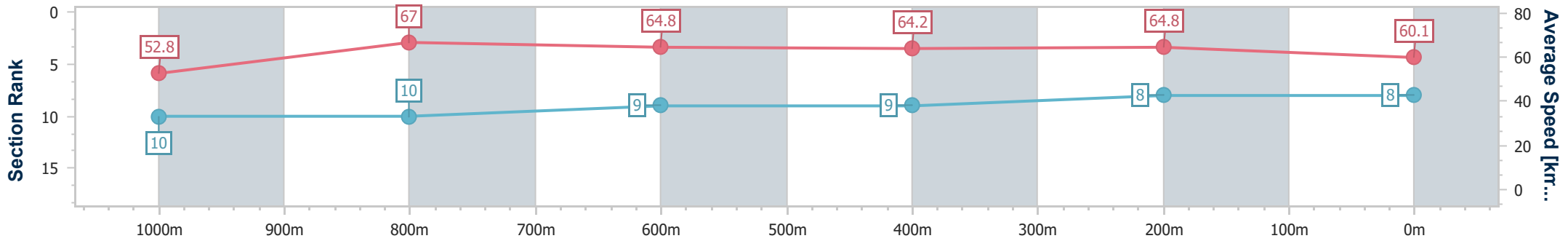


**Doomben QLD Professional**  
**Race 9: LADBROKES ODDS SURGE OPEN Handicap - 1200m**  
 31 August 2024 - 16:39  
 Track Rating: Good 4, Weather: Fine, Rail Position: +5m Entire



**BRISBANE**  
RACING CLUB

Section	Overall	1000m	800m	600m	400m	200m
Section Times	1:09.57 [8] (0:13.67)	0:55.90 [10] (0:10.75)	0:45.15 [10] (0:11.00)	0:34.15 [9] (0:11.11)	0:23.04 [9] (0:11.08)	0:11.96 [8] (0:11.96)
Average Speed [km/h]	52.8	67.0	64.8	64.2	64.8	60.1
Top Speed [km/h]	67.1	68.9	65.8	65.3	65.8	64.3
Avg. Dist. to Rail [m]	3.0	0.4	1.3	1.7	1.2	1.5
Avg. Stride Freq. [Hz]	2.2	2.4	2.4	2.4	2.5	2.4
Avg. Stride Length [m]	6.5	7.6	7.4	7.4	7.3	6.9



- [ ] Ranking at each section and finish
- .-.- No data available at this section
- NA No data available



Horse/Jockey Name	Northern Express
Final Rank	9
Fastest Section Time (Section)	0:10.70 (1000m)
Top Speed [km/h] (Section)	69.7 (Overall)
Race State	Finished

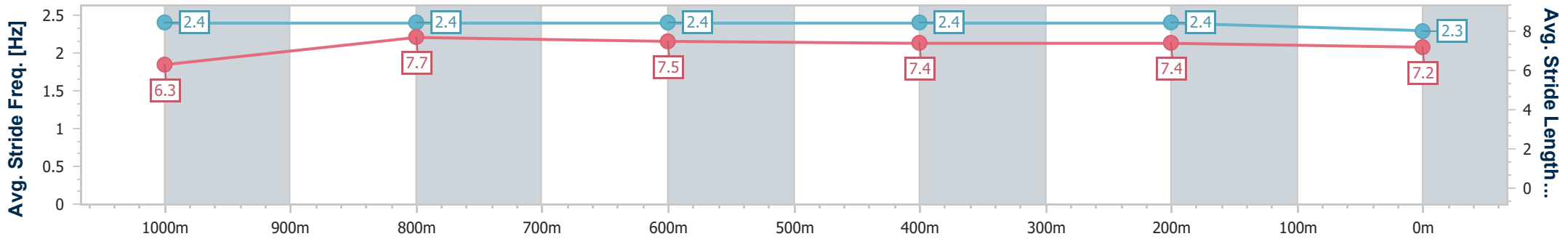
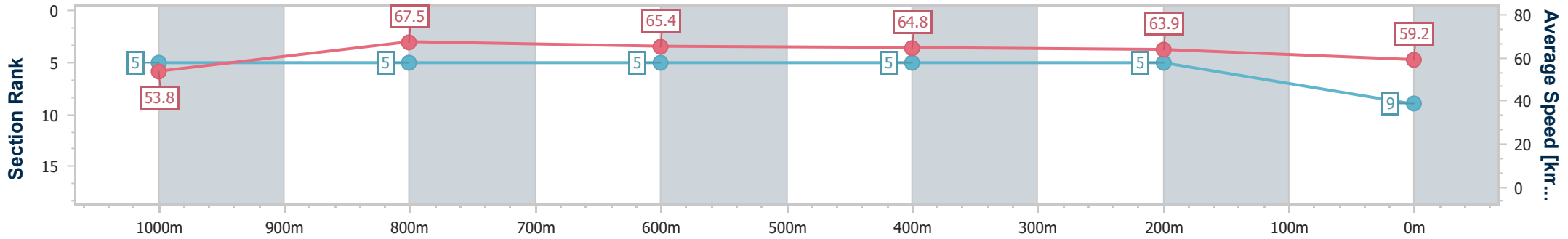


**Doomben QLD Professional**  
**Race 9: LADBROKES ODDS SURGE OPEN Handicap - 1200m**  
 31 August 2024 - 16:39  
 Track Rating: Good 4, Weather: Fine, Rail Position: +5m Entire



**BRISBANE**  
 RACING CLUB

Section	Overall	1000m	800m	600m	400m	200m
Section Times	1:09.59 [9] (0:13.35)	0:56.24 [5] (0:10.70)	0:45.54 [5] (0:11.06)	0:34.48 [5] (0:11.08)	0:23.40 [5] (0:11.23)	0:12.17 [5] (0:12.17)
Average Speed [km/h]	53.8	67.5	65.4	64.8	63.9	59.2
Top Speed [km/h]	69.7	69.4	67.2	65.7	65.4	62.5
Avg. Dist. to Rail [m]	0.8	0.4	0.5	0.6	0.9	0.3
Avg. Stride Freq. [Hz]	2.4	2.4	2.4	2.4	2.4	2.3
Avg. Stride Length [m]	6.3	7.7	7.5	7.4	7.4	7.2



- [ ] Ranking at each section and finish
- .-.- No data available at this section
- NA No data available



Horse/Jockey Name	Arentee
Final Rank	10
Fastest Section Time (Section)	0:10.59 (1000m)
Top Speed [km/h] (Section)	70.2 (1000m)
Race State	Finished

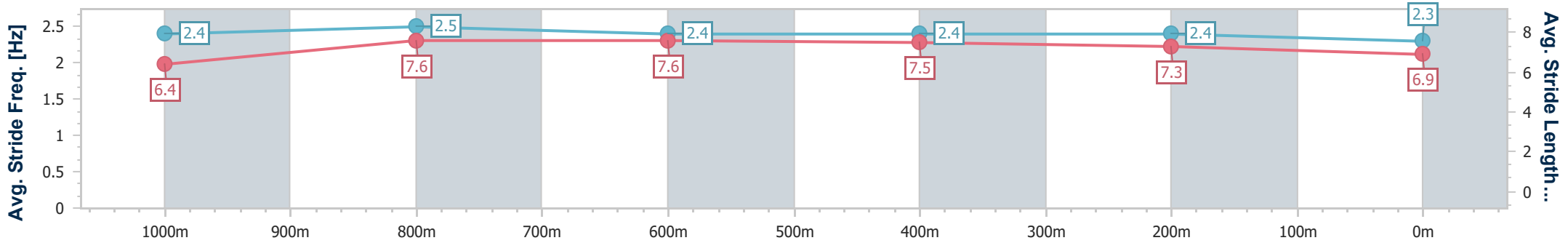
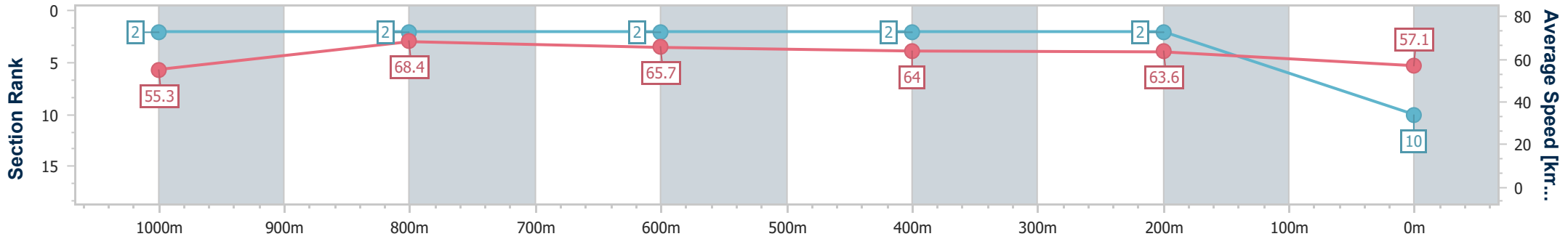


**Doomben QLD Professional**  
**Race 9: LADBROKES ODDS SURGE OPEN Handicap - 1200m**  
 31 August 2024 - 16:39  
 Track Rating: Good 4, Weather: Fine, Rail Position: +5m Entire



BRISBANE  
RACING CLUB

Section	Overall	1000m	800m	600m	400m	200m
Section Times	1:09.60 [10] (0:13.03)	0:56.57 [2] (0:10.59)	0:45.98 [2] (0:10.95)	0:35.03 [2] (0:11.17)	0:23.86 [2] (0:11.29)	0:12.57 [2] (0:12.57)
Average Speed [km/h]	55.3	68.4	65.7	64.0	63.6	57.1
Top Speed [km/h]	69.8	70.2	67.6	65.9	64.8	61.7
Avg. Dist. to Rail [m]	3.8	1.6	0.3	1.1	1.2	1.4
Avg. Stride Freq. [Hz]	2.4	2.5	2.4	2.4	2.4	2.3
Avg. Stride Length [m]	6.4	7.6	7.6	7.5	7.3	6.9



- [ ] Ranking at each section and finish
- .-.- No data available at this section
- NA No data available



Horse/Jockey Name	Legal Esprit
Final Rank	11
Fastest Section Time (Section)	0:10.88 (1000m)
Top Speed [km/h] (Section)	68.1 (Overall)
Race State	Finished

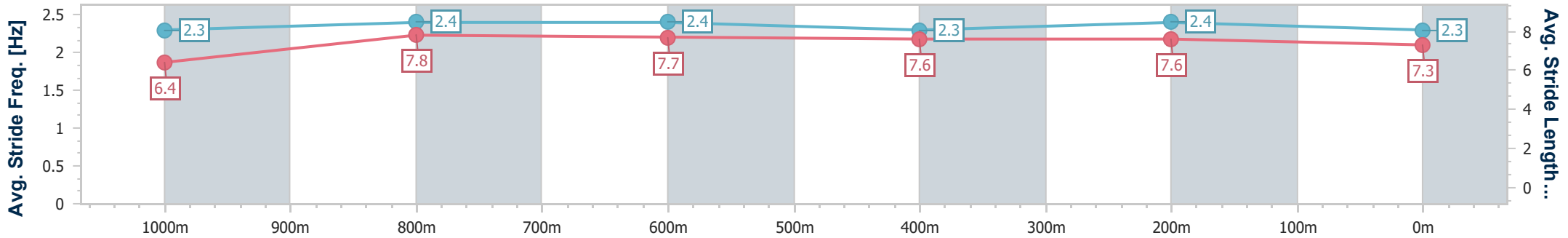
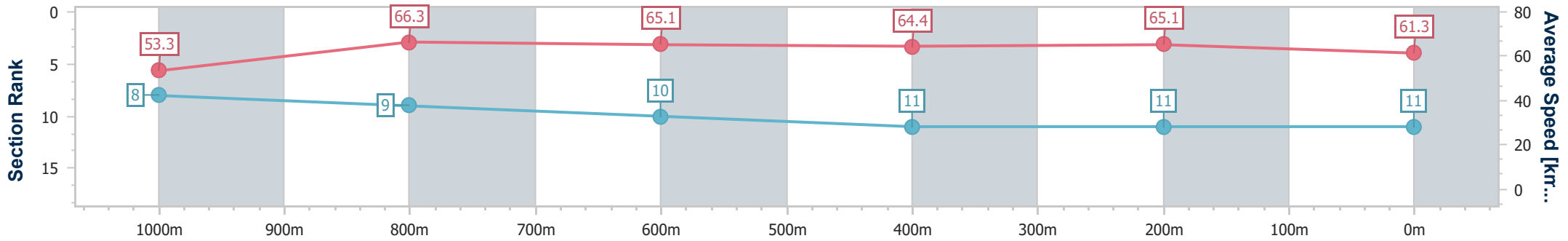


**Doomben QLD Professional**  
**Race 9: LADBROKES ODDS SURGE OPEN Handicap - 1200m**  
 31 August 2024 - 16:39  
 Track Rating: Good 4, Weather: Fine, Rail Position: +5m Entire



**BRISBANE**  
 RACING CLUB

Section	Overall	1000m	800m	600m	400m	200m
Section Times	1:09.64 [11] (0:13.53)	0:56.11 [8] (0:10.88)	0:45.23 [9] (0:11.11)	0:34.12 [10] (0:11.29)	0:22.83 [11] (0:11.04)	0:11.79 [11] (0:11.79)
Average Speed [km/h]	53.3	66.3	65.1	64.4	65.1	61.3
Top Speed [km/h]	68.1	67.6	67.1	65.4	66.6	63.9
Avg. Dist. to Rail [m]	6.5	1.6	0.9	1.1	3.0	6.1
Avg. Stride Freq. [Hz]	2.3	2.4	2.4	2.3	2.4	2.3
Avg. Stride Length [m]	6.4	7.8	7.7	7.6	7.6	7.3



- [ ] Ranking at each section and finish
- .-.- No data available at this section
- NA No data available



Horse/Jockey Name	Irish Songs
Final Rank	12
Fastest Section Time (Section)	0:10.83 (1000m)
Top Speed [km/h] (Section)	70.7 (1000m)
Race State	Finished

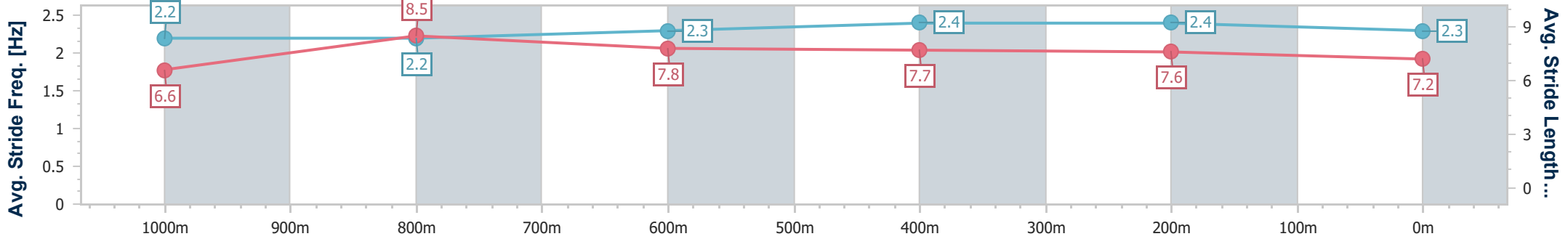
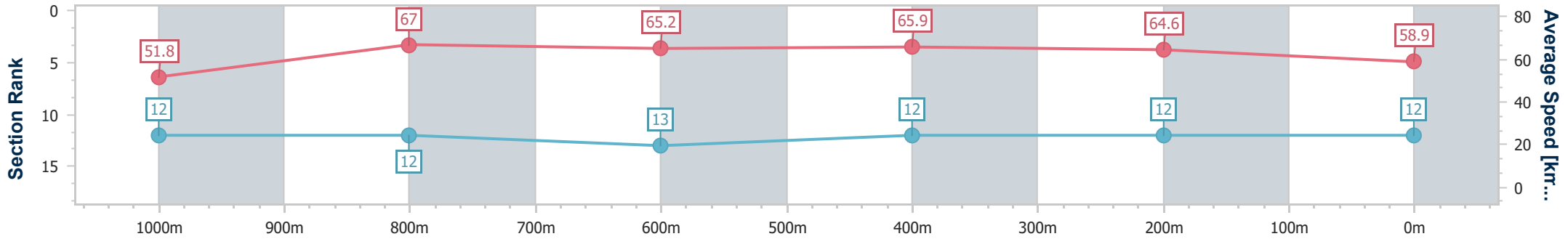


**Doomben QLD Professional**  
**Race 9: LADBROKES ODDS SURGE OPEN Handicap - 1200m**  
 31 August 2024 - 16:39  
 Track Rating: Good 4, Weather: Fine, Rail Position: +5m Entire



BRISBANE  
RACING CLUB

Section	Overall	1000m	800m	600m	400m	200m
Section Times	1:10.20 [12] (0:13.88)	0:56.32 [12] (0:10.83)	0:45.49 [12] (0:11.14)	0:34.35 [13] (0:10.97)	0:23.38 [12] (0:11.13)	0:12.25 [12] (0:12.25)
Average Speed [km/h]	51.8	67.0	65.2	65.9	64.6	58.9
Top Speed [km/h]	66.6	70.7	66.9	67.5	67.5	62.2
Avg. Dist. to Rail [m]	6.0	3.1	1.1	0.7	4.1	7.8
Avg. Stride Freq. [Hz]	2.2	2.2	2.3	2.4	2.4	2.3
Avg. Stride Length [m]	6.6	8.5	7.8	7.7	7.6	7.2



- [ ] Ranking at each section and finish
- .-.- No data available at this section
- NA No data available



Horse/Jockey Name	Bacchanalia
Final Rank	13
Fastest Section Time (Section)	0:10.78 (1000m)
Top Speed [km/h] (Section)	69.6 (1000m)
Race State	Finished

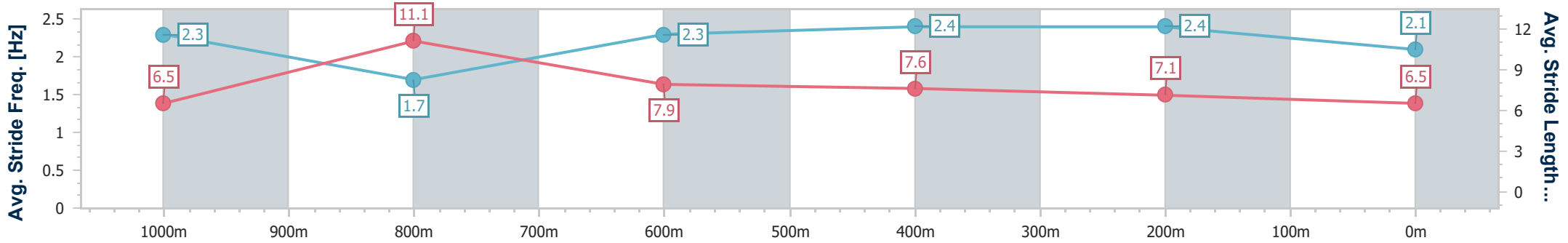
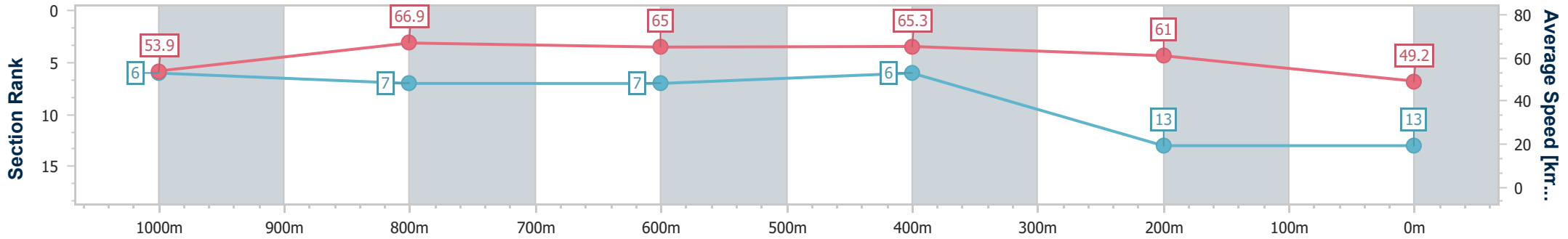


**Doomben QLD Professional**  
**Race 9: LADBROKES ODDS SURGE OPEN Handicap - 1200m**  
 31 August 2024 - 16:39  
 Track Rating: Good 4, Weather: Fine, Rail Position: +5m Entire



BRISBANE  
RACING CLUB

Section	Overall	1000m	800m	600m	400m	200m
Section Times	1:12.72 [13] (0:13.41)	0:59.31 [6] (0:10.78)	0:48.53 [7] (0:11.05)	0:37.48 [7] (0:11.04)	0:26.44 [6] (0:11.81)	0:14.63 [13] (0:14.63)
Average Speed [km/h]	53.9	66.9	65.0	65.3	61.0	49.2
Top Speed [km/h]	69.5	69.6	66.8	66.3	63.4	57.2
Avg. Dist. to Rail [m]	2.6	1.2	0.2	0.4	2.0	3.1
Avg. Stride Freq. [Hz]	2.3	1.7	2.3	2.4	2.4	2.1
Avg. Stride Length [m]	6.5	11.1	7.9	7.6	7.1	6.5



- [ ] Ranking at each section and finish
- .-.- No data available at this section
- NA No data available