



Toowoomba QLD Professional

Race 3: LIVING TURF BENCHMARK 70 Handicap - 1200m

31 August 2024 - 18:40



Track Rating: Good 3, Weather: Hot, Rail Position: +5m Entire

Section		Overall	1000m	800m	600m	400m	200m	Last 600m					
Field Times		1:12.73 (0:14.26)	0:58.47 (0:11.25)	0:47.22 (0:11.92)	0:35.30 (0:11.81)	0:23.49 (0:11.72)	0:11.77 (0:11.77)	0:35.30					
Rank	TAB Horse/Jockey	Barrier	Top Speed [km/h]	Fastest Section							Margin	Distance Travelled [m]	
1	8 DEPTH CHARGE Noel Callow	6	66.3 Overall	0:11.40 1000m	1:12.73 [1] (0:14.39)	0:58.34 [3] (0:11.40)	0:46.94 [4] (0:11.94)	0:35.00 [4] (0:11.71)	0:23.29 [3] (0:11.60)	0:11.69 [3] (0:11.69)	1:12.73	0:35.00	
2	2 BEEBEE DAZZLER Kenji Yoshida	2	65.5 Overall	0:11.27 1000m	1:13.01 [2] (0:14.46)	0:58.55 [4] (0:11.27)	0:47.28 [3] (0:11.90)	0:35.38 [3] (0:11.83)	0:23.55 [4] (0:11.69)	0:11.86 [4] (0:11.86)	1.5L	0:35.38	-6
2	3 TALK TIME Justin Stanley	4	64.5 1000m	0:11.35 400m	1:13.01 [2] (0:14.93)	0:58.08 [7] (0:11.51)	0:46.57 [8] (0:11.75)	0:34.82 [8] (0:11.67)	0:23.15 [8] (0:11.35)	0:11.80 [5] (0:11.80)	1.5L	0:34.82	-5
4	1 COLPO DI TAMBURO Paul Hamblin	10	66.9 Overall	0:11.30 1000m	1:13.04 [4] (0:14.33)	0:58.71 [2] (0:11.30)	0:47.41 [2] (0:11.87)	0:35.54 [2] (0:11.84)	0:23.70 [2] (0:11.67)	0:12.03 [2] (0:12.03)	1.7L	0:35.54	-1
5	4 GLORIOUS RUBY Fiona Sandkuhl	5	66.9 1000m	0:11.25 1000m	1:13.24 [5] (0:14.26)	0:58.98 [1] (0:11.25)	0:47.73 [1] (0:11.92)	0:35.81 [1] (0:11.81)	0:24.00 [1] (0:11.72)	0:12.28 [1] (0:12.28)	2.7L	0:35.81	-6
6	5 UNCLE RUSS Luke Tarrant	7	67.0 Overall	0:11.49 1000m	1:13.47 [6] (0:14.65)	0:58.82 [5] (0:11.49)	0:47.33 [5] (0:11.86)	0:35.47 [6] (0:11.67)	0:23.80 [5] (0:11.60)	0:12.20 [6] (0:12.20)	4L	0:35.47	-2
7	6 EXPECTANT Karl Zechner	9	65.8 Overall	0:11.36 1000m	1:13.65 [7] (0:14.95)	0:58.70 [8] (0:11.36)	0:47.34 [7] (0:11.76)	0:35.58 [7] (0:11.64)	0:23.94 [6] (0:11.79)	0:12.15 [8] (0:12.15)	5L	0:35.58	+1
8	7 CRACKER ESSGEE Chelsea Baker	8	65.4 1000m	0:11.38 1000m	1:13.77 [8] (0:14.77)	0:59.00 [6] (0:11.38)	0:47.62 [6] (0:11.85)	0:35.77 [5] (0:11.76)	0:24.01 [7] (0:11.73)	0:12.28 [7] (0:12.28)	5.5L	0:35.77	+3

Scratched: Discerning (#10), Regal Edition (#9)

[] Ranking at each section and finish
 -:-:- No data available at this section
 NA No data available

SCN Saddle cloth number
 DNF Did not finish
 DNT Did not track



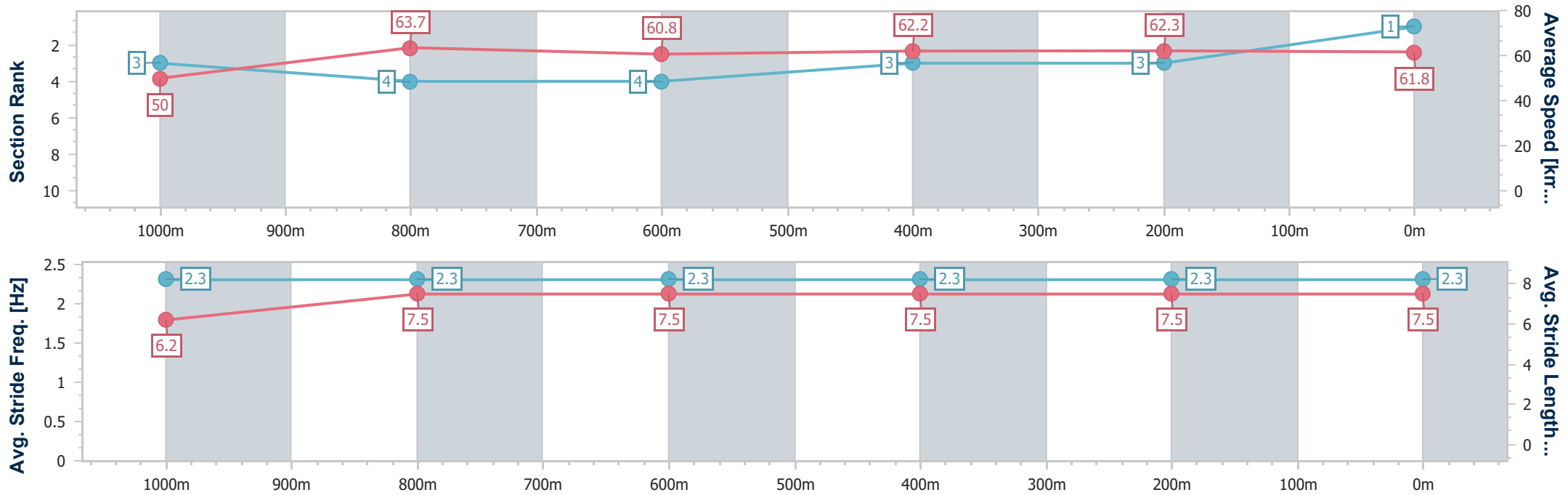
Horse/Jockey Name	Depth Charge
Final Rank	1
Fastest Section Time (Section)	0:11.40 (1000m)
Top Speed [km/h] (Section)	66.3 (Overall)
Race State	Finished



Toowoomba QLD Professional
 Race 3: LIVING TURF BENCHMARK 70 Handicap - 1200m
 31 August 2024 - 18:40
 Track Rating: Good 3, Weather: Hot, Rail Position: +5m Entire



Section	Overall	1000m	800m	600m	400m	200m
Section Times	1:12.73 [1] (0:14.39)	0:58.34 [3] (0:11.40)	0:46.94 [4] (0:11.94)	0:35.00 [4] (0:11.71)	0:23.29 [3] (0:11.60)	0:11.69 [3] (0:11.69)
Average Speed [km/h]	50.0	63.7	60.8	62.2	62.3	61.8
Top Speed [km/h]	66.3	64.6	61.8	62.7	62.8	62.4
Avg. Dist. to Rail [m]	4.8	2.4	2.6	2.5	0.9	1.0
Avg. Stride Freq. [Hz]	2.3	2.3	2.3	2.3	2.3	2.3
Avg. Stride Length [m]	6.2	7.5	7.5	7.5	7.5	7.5



- [] Ranking at each section and finish
- .-.- No data available at this section
- NA No data available



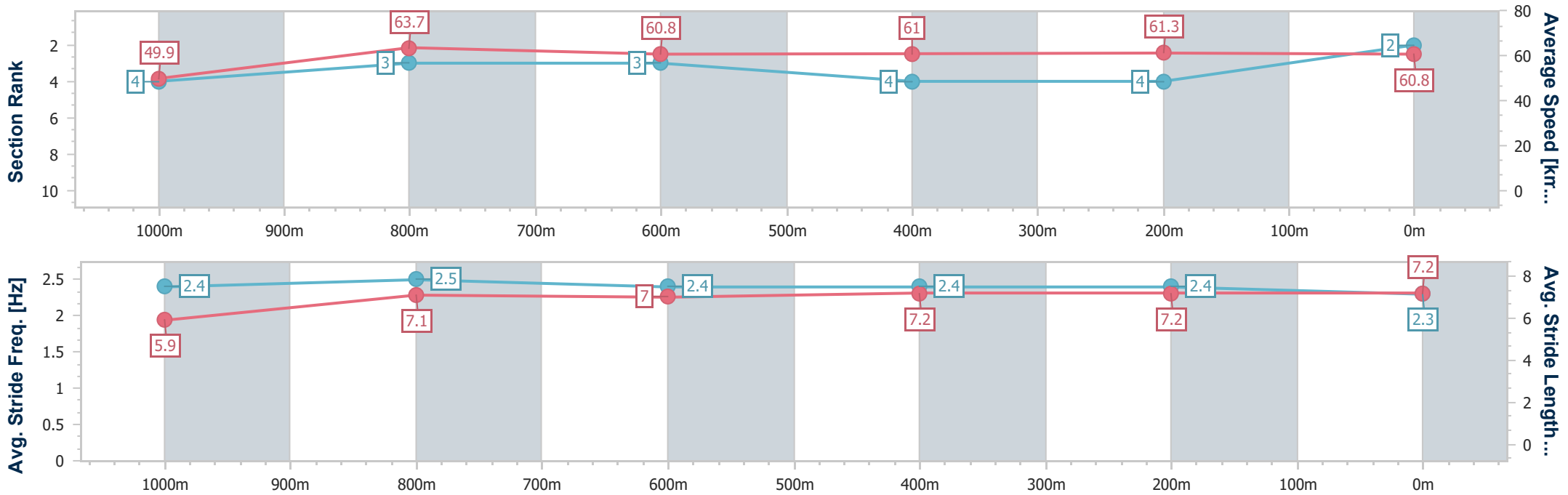
Horse/Jockey Name	Beebee Dazzler
Final Rank	2
Fastest Section Time (Section)	0:11.27 (1000m)
Top Speed [km/h] (Section)	65.5 (Overall)
Race State	Finished



Toowoomba QLD Professional
 Race 3: LIVING TURF BENCHMARK 70 Handicap - 1200m
 31 August 2024 - 18:40
 Track Rating: Good 3, Weather: Hot, Rail Position: +5m Entire



Section	Overall	1000m	800m	600m	400m	200m
Section Times	1:13.01 [2] (0:14.46)	0:58.55 [4] (0:11.27)	0:47.28 [3] (0:11.90)	0:35.38 [3] (0:11.83)	0:23.55 [4] (0:11.69)	0:11.86 [4] (0:11.86)
Average Speed [km/h]	49.9	63.7	60.8	61.0	61.3	60.8
Top Speed [km/h]	65.5	65.4	62.5	61.8	62.9	61.4
Avg. Dist. to Rail [m]	2.5	0.3	1.1	0.2	0.5	2.1
Avg. Stride Freq. [Hz]	2.4	2.5	2.4	2.4	2.4	2.3
Avg. Stride Length [m]	5.9	7.1	7.0	7.2	7.2	7.2



- [] Ranking at each section and finish
- .-.- No data available at this section
- NA No data available



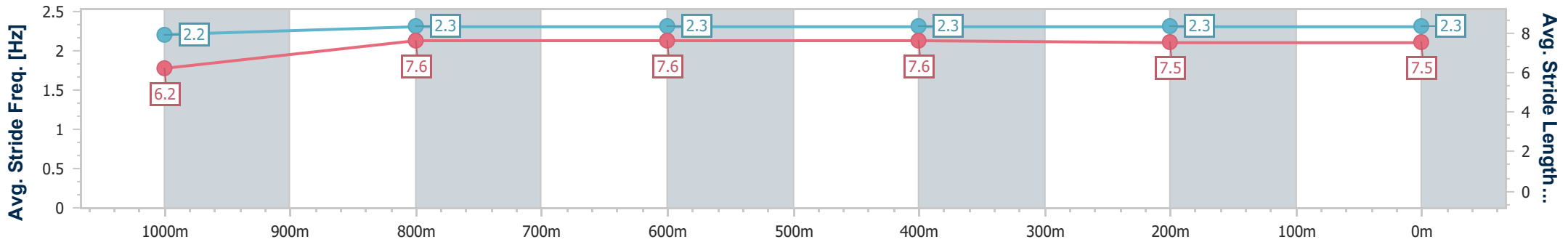
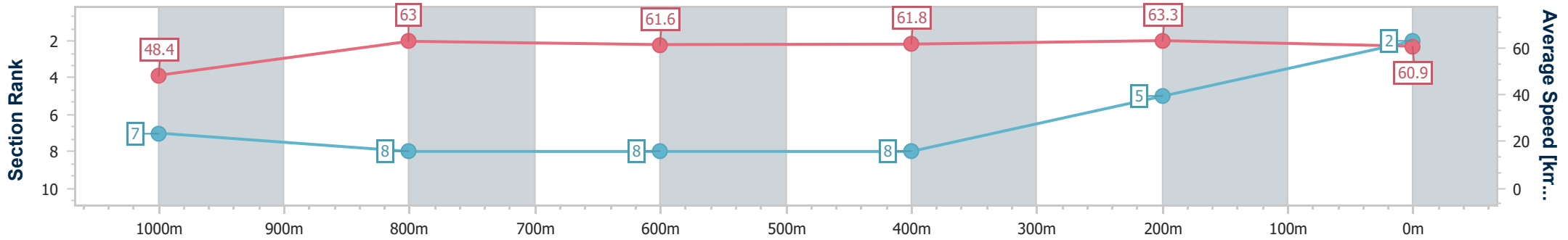
Horse/Jockey Name	Talk Time
Final Rank	2
Fastest Section Time (Section)	0:11.35 (400m)
Top Speed [km/h] (Section)	64.5 (1000m)
Race State	Finished



Toowoomba QLD Professional
 Race 3: LIVING TURF BENCHMARK 70 Handicap - 1200m
 31 August 2024 - 18:40
 Track Rating: Good 3, Weather: Hot, Rail Position: +5m Entire



Section	Overall	1000m	800m	600m	400m	200m
Section Times	1:13.01 [2] (0:14.93)	0:58.08 [7] (0:11.51)	0:46.57 [8] (0:11.75)	0:34.82 [8] (0:11.67)	0:23.15 [8] (0:11.35)	0:11.80 [5]
Average Speed [km/h]	48.4	63.0	61.6	61.8	63.3	60.9
Top Speed [km/h]	64.5	64.5	62.3	64.0	64.4	62.2
Avg. Dist. to Rail [m]	4.2	2.3	1.4	0.5	1.3	3.5
Avg. Stride Freq. [Hz]	2.2	2.3	2.3	2.3	2.3	2.3
Avg. Stride Length [m]	6.2	7.6	7.6	7.6	7.5	7.5



- [] Ranking at each section and finish
- .-.- No data available at this section
- NA No data available



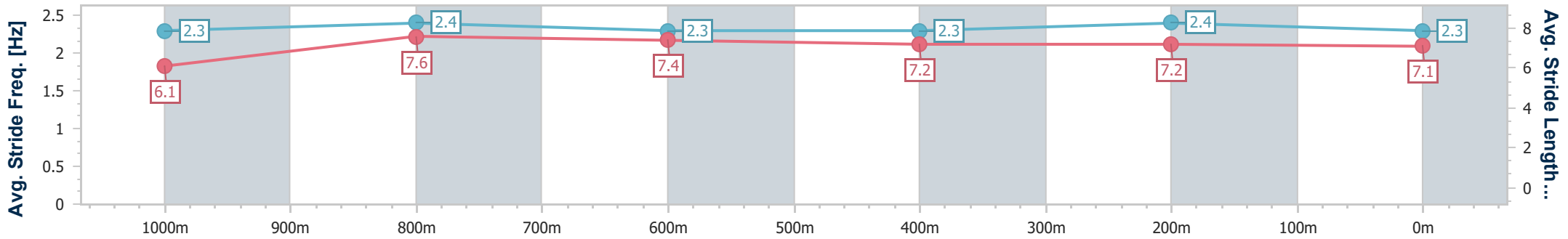
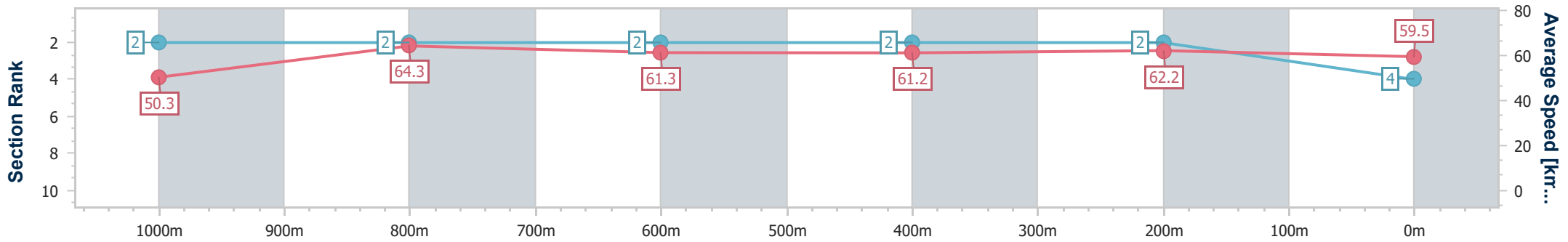
Horse/Jockey Name	Colpo Di Tamburo
Final Rank	4
Fastest Section Time (Section)	0:11.30 (1000m)
Top Speed [km/h] (Section)	66.9 (Overall)
Race State	Finished



Toowoomba QLD Professional
 Race 3: LIVING TURF BENCHMARK 70 Handicap - 1200m
 31 August 2024 - 18:40
 Track Rating: Good 3, Weather: Hot, Rail Position: +5m Entire



Section	Overall	1000m	800m	600m	400m	200m
Section Times	1:13.04 [4] (0:14.33)	0:58.71 [2] (0:11.30)	0:47.41 [2] (0:11.87)	0:35.54 [2] (0:11.84)	0:23.70 [2] (0:11.67)	0:12.03 [2] (0:12.03)
Average Speed [km/h]	50.3	64.3	61.3	61.2	62.2	59.5
Top Speed [km/h]	66.9	66.8	62.8	62.6	63.4	61.7
Avg. Dist. to Rail [m]	7.7	3.4	2.5	1.6	2.4	4.1
Avg. Stride Freq. [Hz]	2.3	2.4	2.3	2.3	2.4	2.3
Avg. Stride Length [m]	6.1	7.6	7.4	7.2	7.2	7.1



- [] Ranking at each section and finish
- .-.- No data available at this section
- NA No data available



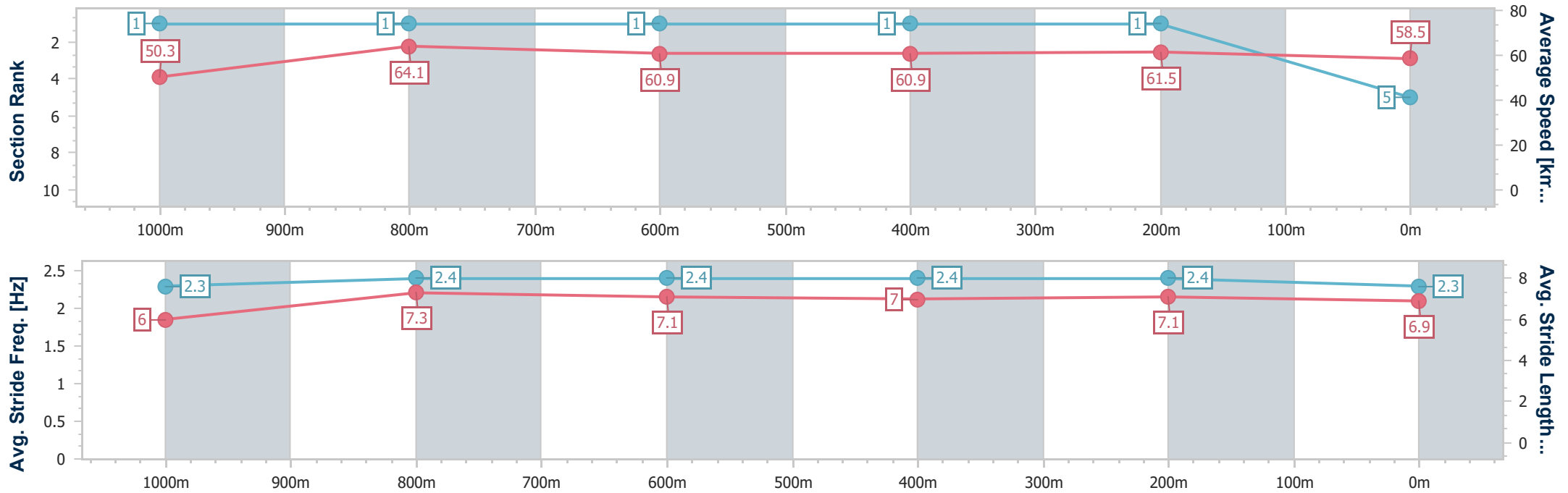
Horse/Jockey Name	Glorious Ruby
Final Rank	5
Fastest Section Time (Section)	0:11.25 (1000m)
Top Speed [km/h] (Section)	66.9 (1000m)
Race State	Finished



Toowoomba QLD Professional
 Race 3: LIVING TURF BENCHMARK 70 Handicap - 1200m
 31 August 2024 - 18:40
 Track Rating: Good 3, Weather: Hot, Rail Position: +5m Entire



Section	Overall	1000m	800m	600m	400m	200m
Section Times	1:13.24 [5] (0:14.26)	0:58.98 [1] (0:11.25)	0:47.73 [1] (0:11.92)	0:35.81 [1] (0:11.81)	0:24.00 [1] (0:11.72)	0:12.28 [1] (0:12.28)
Average Speed [km/h]	50.3	64.1	60.9	60.9	61.5	58.5
Top Speed [km/h]	66.8	66.9	62.2	62.5	63.1	61.4
Avg. Dist. to Rail [m]	3.4	0.4	1.4	0.4	0.7	0.3
Avg. Stride Freq. [Hz]	2.3	2.4	2.4	2.4	2.4	2.3
Avg. Stride Length [m]	6.0	7.3	7.1	7.0	7.1	6.9



- [] Ranking at each section and finish
- .-.- No data available at this section
- NA No data available



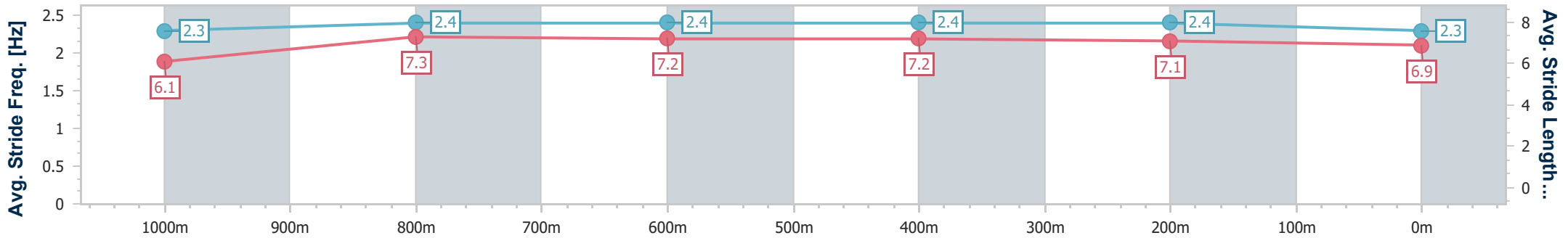
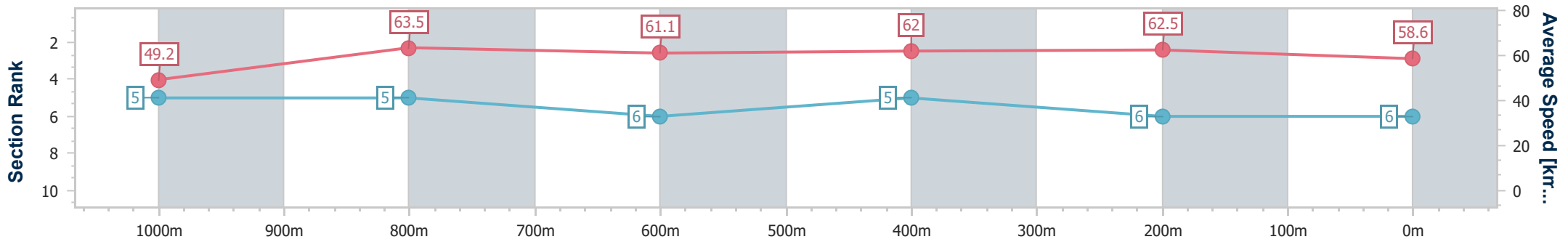
Horse/Jockey Name	Uncle Russ
Final Rank	6
Fastest Section Time (Section)	0:11.49 (1000m)
Top Speed [km/h] (Section)	67.0 (Overall)
Race State	Finished



Toowoomba QLD Professional
 Race 3: LIVING TURF BENCHMARK 70 Handicap - 1200m
 31 August 2024 - 18:40
 Track Rating: Good 3, Weather: Hot, Rail Position: +5m Entire



Section	Overall	1000m	800m	600m	400m	200m
Section Times	1:13.47 [6] (0:14.65)	0:58.82 [5] (0:11.49)	0:47.33 [5] (0:11.86)	0:35.47 [6] (0:11.67)	0:23.80 [5] (0:11.60)	0:12.20 [6] (0:12.20)
Average Speed [km/h]	49.2	63.5	61.1	62.0	62.5	58.6
Top Speed [km/h]	67.0	65.7	63.0	63.1	63.8	61.9
Avg. Dist. to Rail [m]	4.9	3.4	2.1	0.7	2.7	5.4
Avg. Stride Freq. [Hz]	2.3	2.4	2.4	2.4	2.4	2.3
Avg. Stride Length [m]	6.1	7.3	7.2	7.2	7.1	6.9



- [] Ranking at each section and finish
- .-.- No data available at this section
- NA No data available



Horse/Jockey Name	Expectant
Final Rank	7
Fastest Section Time (Section)	0:11.36 (1000m)
Top Speed [km/h] (Section)	65.8 (Overall)
Race State	Finished



Toowoomba QLD Professional

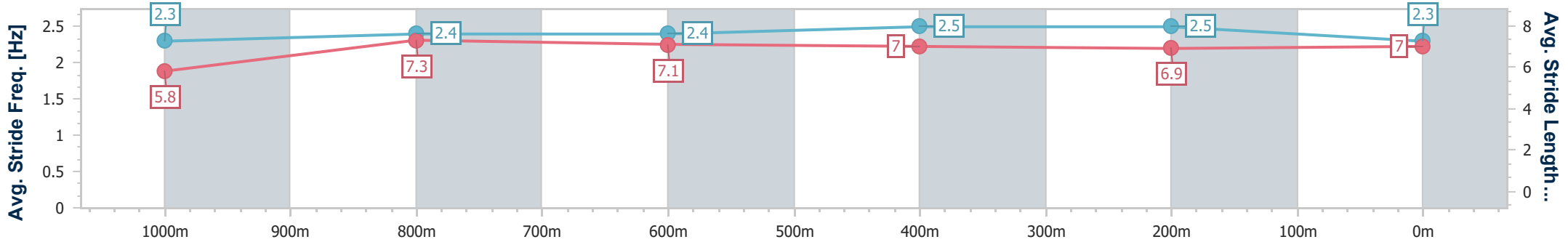
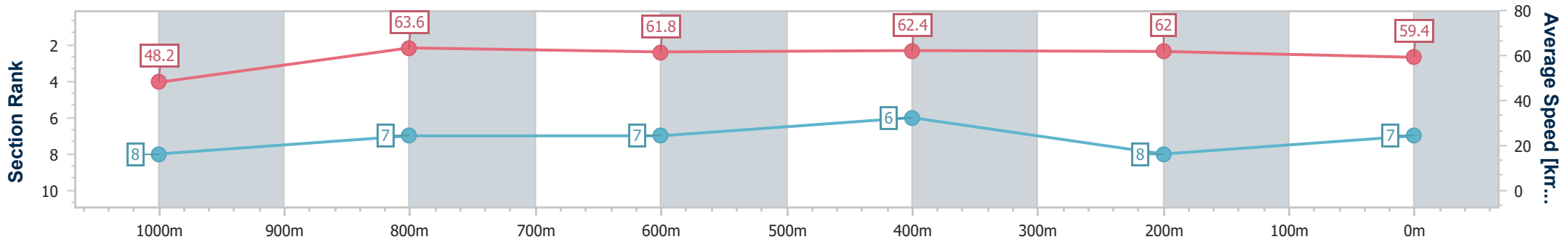
Race 3: LIVING TURF BENCHMARK 70 Handicap - 1200m

31 August 2024 - 18:40



Track Rating: Good 3, Weather: Hot, Rail Position: +5m Entire

Section	Overall	1000m	800m	600m	400m	200m
Section Times	1:13.65 [7] (0:14.95)	0:58.70 [8] (0:11.36)	0:47.34 [7] (0:11.76)	0:35.58 [7] (0:11.64)	0:23.94 [6] (0:11.79)	0:12.15 [8] (0:12.15)
Average Speed [km/h]	48.2	63.6	61.8	62.4	62.0	59.4
Top Speed [km/h]	65.8	64.8	63.8	63.4	62.9	61.9
Avg. Dist. to Rail [m]	5.7	1.4	1.7	2.2	4.6	5.9
Avg. Stride Freq. [Hz]	2.3	2.4	2.4	2.5	2.5	2.3
Avg. Stride Length [m]	5.8	7.3	7.1	7.0	6.9	7.0



- [] Ranking at each section and finish
- .-.- No data available at this section
- NA No data available



Horse/Jockey Name	Cracker Essgee
Final Rank	8
Fastest Section Time (Section)	0:11.38 (1000m)
Top Speed [km/h] (Section)	65.4 (1000m)
Race State	Finished



Toowoomba QLD Professional

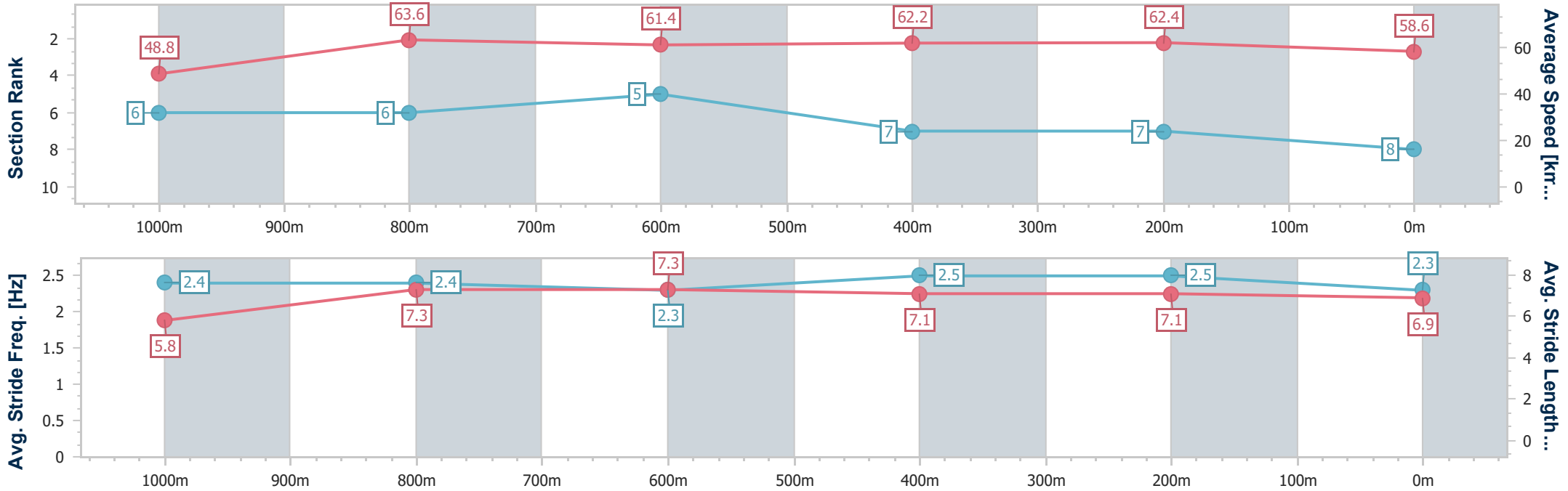
Race 3: LIVING TURF BENCHMARK 70 Handicap - 1200m

31 August 2024 - 18:40



Track Rating: Good 3, Weather: Hot, Rail Position: +5m Entire

Section	Overall	1000m	800m	600m	400m	200m
Section Times	1:13.77 [8] (0:14.77)	0:59.00 [6] (0:11.38)	0:47.62 [6] (0:11.85)	0:35.77 [5] (0:11.76)	0:24.01 [7] (0:11.73)	0:12.28 [7] (0:12.28)
Average Speed [km/h]	48.8	63.6	61.4	62.2	62.4	58.6
Top Speed [km/h]	65.4	65.4	63.0	63.6	63.2	60.8
Avg. Dist. to Rail [m]	3.3	1.7	2.9	3.1	4.6	4.5
Avg. Stride Freq. [Hz]	2.4	2.4	2.3	2.5	2.5	2.3
Avg. Stride Length [m]	5.8	7.3	7.3	7.1	7.1	6.9



- [] Ranking at each section and finish
- .-.- No data available at this section
- NA No data available