



Toowoomba QLD Professional

Race 4: REMEMBERING PETE MCDUGALL BENCHMARK 62 Handicap - 2150m

31 August 2024 - 19:16



Track Rating: Good 3, Weather: Hot, Rail Position: +5m Entire

Section		Overall	2000m	1800m	1600m	1400m	1200m	1000m	Last 600m				
Field Times		2:15.07 (0:12.24)	2:02.83 (0:11.52)	1:51.31 (0:11.15)	1:40.16 (0:11.26)	1:28.90 (0:12.15)	1:16.75 (0:12.47)	1:04.28 (0:12.81)	0:39.01				
Rank	TAB Horse/Jockey	Barrier	Top Speed [km/h]	Fastest Section									Distance Travelled [m]
1	1 POWER PACK Landan Sykes	11	66.6 1800m	0:11.09 2000m	2:15.07 [1] (0:12.80)	2:02.27 [6] (0:11.09)	1:51.18 [3] (0:11.11)	1:40.07 [2] (0:11.39)	1:28.68 [2] (0:12.07)	1:16.61 [2] (0:12.51)	1:04.10 [2] (0:12.70)	0:39.01	
2	2 KNEZE Paul Hamblin	2	64.0 1600m	0:11.28 1800m	2:15.23 [2] (0:12.46)	2:02.77 [3] (0:11.67)	1:51.10 [5] (0:11.28)	1:39.82 [6] (0:11.49)	1:28.33 [5] (0:12.10)	1:16.23 [5] (0:12.51)	1:03.72 [5] (0:12.81)	0:38.34	-6
3	6 MORDECAI Stacey Callow	12	66.3 1800m	0:11.29 1600m	2:15.43 [3] (0:13.14)	2:02.29 [10] (0:11.60)	1:50.69 [9] (0:11.46)	1:39.23 [10] (0:11.29)	1:27.94 [10] (0:12.14)	1:15.80 [10] (0:12.58)	1:03.22 [10] (0:12.67)	0:38.27	+7
4	7 WHYTEEPEE Luke Tarrant	8	65.7 2000m	0:11.19 2000m	2:15.44 [4] (0:12.75)	2:02.69 [5] (0:11.19)	1:51.50 [4] (0:11.32)	1:40.18 [3] (0:11.40)	1:28.78 [4] (0:12.19)	1:16.59 [3] (0:12.51)	1:04.08 [4] (0:12.81)	0:38.71	+3
5	4 VISUAL ELEMENT Les Tilley	7	64.8 1800m	0:11.36 1800m	2:15.58 [5] (0:12.84)	2:02.74 [8] (0:11.63)	1:51.11 [8] (0:11.36)	1:39.75 [8] (0:11.55)	1:28.20 [8] (0:12.04)	1:16.16 [8] (0:12.42)	1:03.74 [8] (0:12.88)	0:38.80	+3
6	10 WINSTON BLUE Karl Zechner	5	64.8 1600m	0:11.29 1600m	2:15.70 [6] (0:13.06)	2:02.64 [9] (0:11.69)	1:50.95 [10] (0:11.38)	1:39.57 [9] (0:11.29)	1:28.28 [9] (0:12.18)	1:16.10 [9] (0:12.53)	1:03.57 [9] (0:12.74)	0:38.66	-1
7	9 COME ON EILEEN Kenji Yoshida	1	64.0 1800m	0:11.35 1800m	2:16.23 [7] (0:12.81)	2:03.42 [7] (0:11.64)	1:51.78 [7] (0:11.35)	1:40.43 [7] (0:11.45)	1:28.98 [7] (0:12.08)	1:16.90 [7] (0:12.51)	1:04.39 [7] (0:12.84)	0:39.02	-6
8	3 VAN GOGH Shania Willis	3	66.0 1600m	0:11.15 1800m	2:16.28 [8] (0:12.32)	2:03.96 [2] (0:11.44)	1:52.52 [1] (0:11.15)	1:41.37 [1] (0:11.26)	1:30.11 [1] (0:12.15)	1:17.96 [1] (0:12.47)	1:05.49 [1] (0:12.81)	0:40.22	-6
9	5 NO MORE RED Nozi Tomizawa	6	65.1 1800m	0:11.23 1800m	2:16.46 [9] (0:12.64)	2:03.82 [4] (0:11.52)	1:52.30 [6] (0:11.23)	1:41.07 [5] (0:11.56)	1:29.51 [6] (0:12.16)	1:17.35 [6] (0:12.51)	1:04.84 [6] (0:12.82)	0:39.54	+3
10	8 PARIS ART Justin Stanley	4	66.1 1600m	0:11.26 1600m	2:18.90 [10] (0:12.24)	2:06.66 [1] (0:11.63)	1:55.03 [2] (0:11.46)	1:43.57 [4] (0:11.26)	1:32.31 [3] (0:12.26)	1:20.05 [4] (0:12.50)	1:07.55 [3] (0:12.82)	0:42.05	-4

Scratched: Skylon (#12), Another Dazzler (#11)

[] Ranking at each section and finish
 -:-:- No data available at this section
 NA No data available

SCN Saddle cloth number
 DNF Did not finish
 DNT Did not track



Toowoomba QLD Professional
Race 4: REMEMBERING PETE MCDUGALL BENCHMARK 62 Handicap
- 2150m
31 August 2024 - 19:16



Track Rating: Good 3, Weather: Hot, Rail Position: +5m Entire

Section										Last 600m	
Field Times										0:39.01	
Rank	TAB	Horse/Jockey	Barrier	Top Speed [km/h]	Fastest Section	800m	600m	400m	200m	Margin	Distance Travelled [m]
1	1	POWER PACK	11	66.6	0:11.09	0:51.40 [2]	0:39.01 [2]	0:26.40 [1]	0:13.13 [1]	2:15.07	0:39.01
		Landan Sykes		1800m	2000m	(0:12.39)	(0:12.61)	(0:13.27)	(0:13.13)		
2	2	KNEZE	2	64.0	0:11.28	0:50.91 [5]	0:38.34 [6]	0:25.79 [5]	0:12.96 [3]	0.8L	0:38.34 -6
		Paul Hamblin		1600m	1800m	(0:12.57)	(0:12.55)	(0:12.83)	(0:12.96)		
3	6	MORDECAI	12	66.3	0:11.29	0:50.55 [10]	0:38.27 [9]	0:25.85 [6]	0:13.07 [5]	1.8L	0:38.27 +7
		Stacey Callow		1800m	1600m	(0:12.28)	(0:12.42)	(0:12.78)	(0:13.07)		
4	7	WHYTEEPEE	8	65.7	0:11.19	0:51.27 [4]	0:38.71 [3]	0:26.17 [4]	0:13.16 [4]	1.9L	0:38.71 +3
		Luke Tarrant		2000m	2000m	(0:12.56)	(0:12.54)	(0:13.01)	(0:13.16)		
5	4	VISUAL ELEMENT	7	64.8	0:11.36	0:50.86 [8]	0:38.80 [4]	0:26.40 [3]	0:13.48 [2]	2.7L	0:38.80 +3
		Les Tilley		1800m	1800m	(0:12.06)	(0:12.40)	(0:12.92)	(0:13.48)		
6	10	WINSTON BLUE	5	64.8	0:11.29	0:50.83 [9]	0:38.66 [8]	0:26.03 [7]	0:13.22 [7]	3.2L	0:38.66 -1
		Karl Zechner		1600m	1600m	(0:12.17)	(0:12.63)	(0:12.81)	(0:13.22)		
7	9	COME ON EILEEN	1	64.0	0:11.35	0:51.55 [7]	0:39.02 [10]	0:26.09 [10]	0:12.92 [9]	6.2L	0:39.02 -6
		Kenji Yoshida		1800m	1800m	(0:12.53)	(0:12.93)	(0:13.17)	(0:12.92)		
8	3	VAN GOGH	3	66.0	0:11.15	0:52.68 [1]	0:40.22 [1]	0:27.30 [2]	0:13.92 [6]	6.4L	0:40.22 -6
		Shania Willis		1600m	1800m	(0:12.46)	(0:12.92)	(0:13.38)	(0:13.92)		
9	5	NO MORE RED	6	65.1	0:11.23	0:52.02 [6]	0:39.54 [7]	0:26.60 [8]	0:13.27 [8]	7.4L	0:39.54 +3
		Nozi Tomizawa		1800m	1800m	(0:12.48)	(0:12.94)	(0:13.33)	(0:13.27)		
10	8	PARIS ART	4	66.1	0:11.26	0:54.73 [3]	0:42.05 [5]	0:28.94 [9]	0:15.13 [10]	21.7L	0:42.05 -4
		Justin Stanley		1600m	1600m	(0:12.68)	(0:13.11)	(0:13.81)	(0:15.13)		

Scratched: Skylon (#12), Another Dazzler (#11)

[] Ranking at each section and finish
 -:-:- No data available at this section
 NA No data available

SCN Saddle cloth number
 DNF Did not finish
 DNT Did not track



Horse/Jockey Name	Power Pack
Final Rank	1
Fastest Section Time (Section)	0:11.09 (2000m)
Top Speed [km/h] (Section)	66.6 (1800m)
Race State	Finished



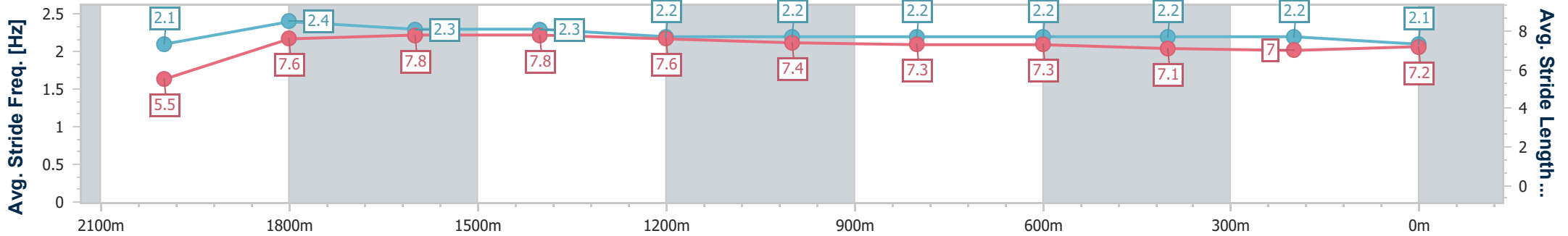
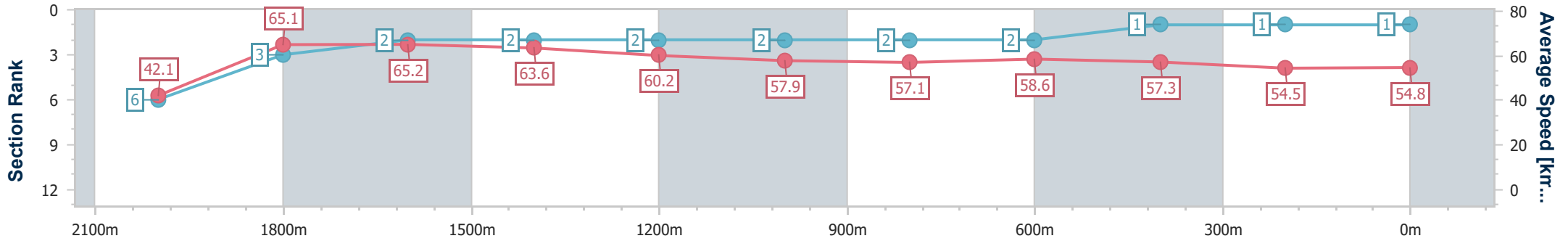
Toowoomba QLD Professional
 Race 4: REMEMBERING PETE MCDOUGALL BENCHMARK 62
 Handicap - 2150m



31 August 2024 - 19:16

Track Rating: Good 3, Weather: Hot, Rail Position: +5m Entire

Section	Overall	2000m	1800m	1600m	1400m	1200m	1000m	800m	600m	400m	200m
Section Times	2:15.07 [1] (0:12.80)	2:02.27 [6] (0:11.09)	1:51.18 [3] (0:11.11)	1:40.07 [2] (0:11.39)	1:28.68 [2] (0:12.07)	1:16.61 [2] (0:12.51)	1:04.10 [2] (0:12.70)	0:51.40 [2] (0:12.39)	0:39.01 [2] (0:12.61)	0:26.40 [1] (0:13.27)	0:13.13 [1] (0:13.13)
Average Speed [km/h]	42.1	65.1	65.2	63.6	60.2	57.9	57.1	58.6	57.3	54.5	54.8
Top Speed [km/h]	64.0	65.7	66.6	64.2	62.6	58.8	58.3	59.9	60.1	55.4	56.1
Avg. Dist. to Rail [m]	6.6	2.2	1.3	1.9	2.0	2.4	2.2	2.2	1.6	0.7	0.4
Avg. Stride Freq. [Hz]	2.1	2.4	2.3	2.3	2.2	2.2	2.2	2.2	2.2	2.2	2.1
Avg. Stride Length [m]	5.5	7.6	7.8	7.8	7.6	7.4	7.3	7.3	7.1	7.0	7.2



- [] Ranking at each section and finish
- .-.- No data available at this section
- NA No data available



Horse/Jockey Name	Kneze
Final Rank	2
Fastest Section Time (Section)	0:11.28 (1800m)
Top Speed [km/h] (Section)	64.0 (1600m)
Race State	Finished



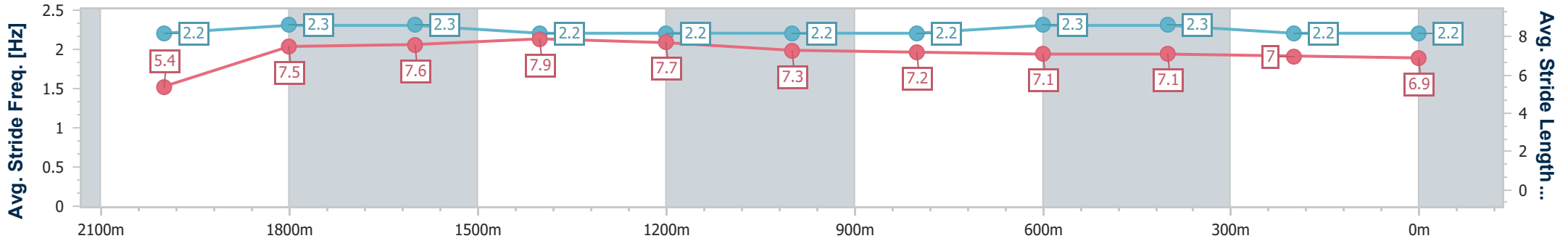
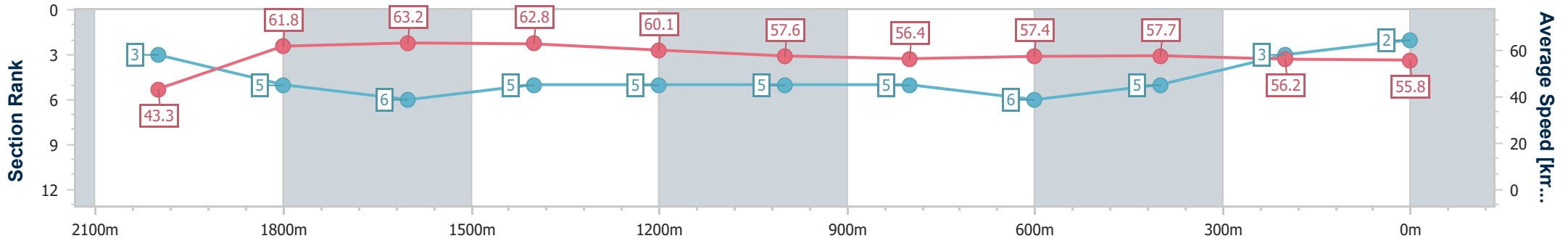
Toowoomba QLD Professional
 Race 4: REMEMBERING PETE MCDOUGALL BENCHMARK 62
 Handicap - 2150m



31 August 2024 - 19:18

Track Rating: Good 3, Weather: Hot, Rail Position: +5m Entire

Section	Overall	2000m	1800m	1600m	1400m	1200m	1000m	800m	600m	400m	200m
Section Times	2:15.23 [2] (0:12.46)	2:02.77 [3] (0:11.67)	1:51.10 [5] (0:11.28)	1:39.82 [6] (0:11.49)	1:28.33 [5] (0:12.10)	1:16.23 [5] (0:12.51)	1:03.72 [5] (0:12.81)	0:50.91 [5] (0:12.57)	0:38.34 [6] (0:12.55)	0:25.79 [5] (0:12.83)	0:12.96 [3] (0:12.96)
Average Speed [km/h]	43.3	61.8	63.2	62.8	60.1	57.6	56.4	57.4	57.7	56.2	55.8
Top Speed [km/h]	60.1	63.2	63.8	64.0	63.0	58.8	56.7	58.2	58.8	57.1	56.7
Avg. Dist. to Rail [m]	4.7	2.8	1.6	0.7	2.0	1.5	0.5	1.2	1.4	0.9	0.6
Avg. Stride Freq. [Hz]	2.2	2.3	2.3	2.2	2.2	2.2	2.2	2.3	2.3	2.2	2.2
Avg. Stride Length [m]	5.4	7.5	7.6	7.9	7.7	7.3	7.2	7.1	7.1	7.0	6.9



- [] Ranking at each section and finish
- .-.- No data available at this section
- NA No data available



Horse/Jockey Name	Mordecai
Final Rank	3
Fastest Section Time (Section)	0:11.29 (1600m)
Top Speed [km/h] (Section)	66.3 (1800m)
Race State	Finished



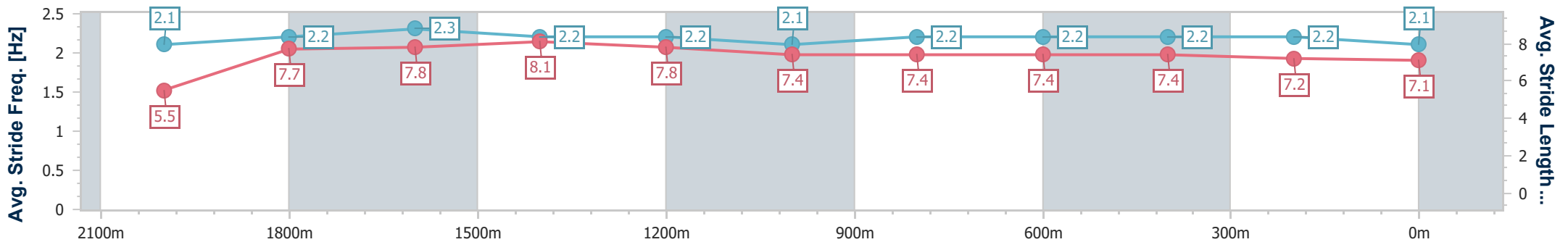
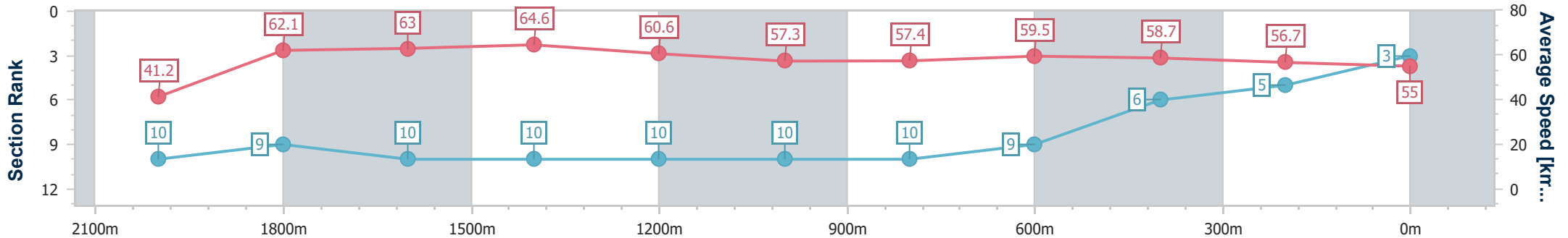
Toowoomba QLD Professional
Race 4: REMEMBERING PETE MCDOUGALL BENCHMARK 62
Handicap - 2150m



31 August 2024 - 19:16

Track Rating: Good 3, Weather: Hot, Rail Position: +5m Entire

Section	Overall	2000m	1800m	1600m	1400m	1200m	1000m	800m	600m	400m	200m
Section Times	2:15.43 [3] (0:13.14)	2:02.29 [10] (0:11.60)	1:50.69 [9] (0:11.46)	1:39.23 [10] (0:11.29)	1:27.94 [10] (0:12.14)	1:15.80 [10] (0:12.58)	1:03.22 [10] (0:12.67)	0:50.55 [10] (0:12.28)	0:38.27 [9] (0:12.42)	0:25.85 [6] (0:12.78)	0:13.07 [5] (0:13.07)
Average Speed [km/h]	41.2	62.1	63.0	64.6	60.6	57.3	57.4	59.5	58.7	56.7	55.0
Top Speed [km/h]	62.3	62.8	66.3	66.2	62.1	58.5	59.1	60.4	60.6	57.7	56.9
Avg. Dist. to Rail [m]	6.8	0.5	1.1	3.5	3.7	2.8	2.3	3.5	2.4	3.0	4.8
Avg. Stride Freq. [Hz]	2.1	2.2	2.3	2.2	2.2	2.1	2.2	2.2	2.2	2.2	2.1
Avg. Stride Length [m]	5.5	7.7	7.8	8.1	7.8	7.4	7.4	7.4	7.4	7.2	7.1



- [] Ranking at each section and finish
- .-.- No data available at this section
- NA No data available



Horse/Jockey Name	Whyteepee
Final Rank	4
Fastest Section Time (Section)	0:11.19 (2000m)
Top Speed [km/h] (Section)	65.7 (2000m)
Race State	Finished



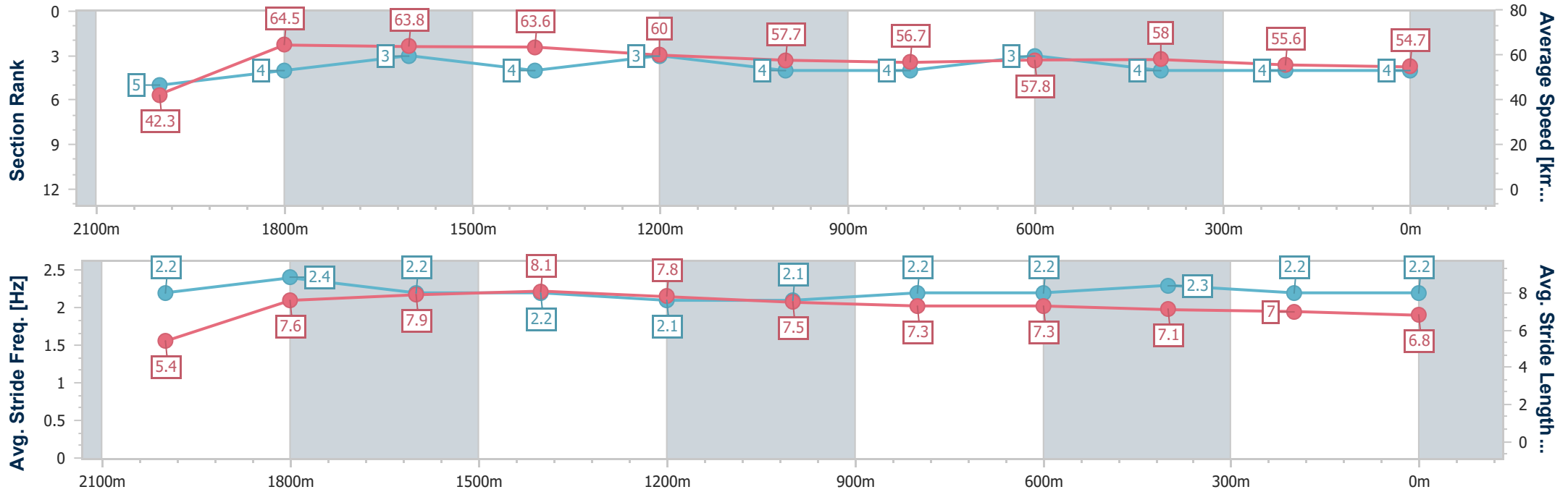
Toowoomba QLD Professional
Race 4: REMEMBERING PETE MCDOUGALL BENCHMARK 62
Handicap - 2150m



31 August 2024 - 19:16

Track Rating: Good 3, Weather: Hot, Rail Position: +5m Entire

Section	Overall	2000m	1800m	1600m	1400m	1200m	1000m	800m	600m	400m	200m
Section Times	2:15.44 [4] (0:12.75)	2:02.69 [5] (0:11.19)	1:51.50 [4] (0:11.32)	1:40.18 [3] (0:11.40)	1:28.78 [4] (0:12.19)	1:16.59 [3] (0:12.51)	1:04.08 [4] (0:12.81)	0:51.27 [4] (0:12.56)	0:38.71 [3] (0:12.54)	0:26.17 [4] (0:13.01)	0:13.16 [4] (0:13.16)
Average Speed [km/h]	42.3	64.5	63.8	63.6	60.0	57.7	56.7	57.8	58.0	55.6	54.7
Top Speed [km/h]	62.9	65.7	64.8	64.9	62.7	58.8	57.9	58.2	59.0	56.0	55.8
Avg. Dist. to Rail [m]	5.9	1.6	0.9	2.0	3.5	3.0	2.5	1.9	1.8	1.7	4.1
Avg. Stride Freq. [Hz]	2.2	2.4	2.2	2.2	2.1	2.1	2.2	2.2	2.3	2.2	2.2
Avg. Stride Length [m]	5.4	7.6	7.9	8.1	7.8	7.5	7.3	7.3	7.1	7.0	6.8



- [] Ranking at each section and finish
- .-.- No data available at this section
- NA No data available



Horse/Jockey Name	Visual Element
Final Rank	5
Fastest Section Time (Section)	0:11.36 (1800m)
Top Speed [km/h] (Section)	64.8 (1800m)
Race State	Finished



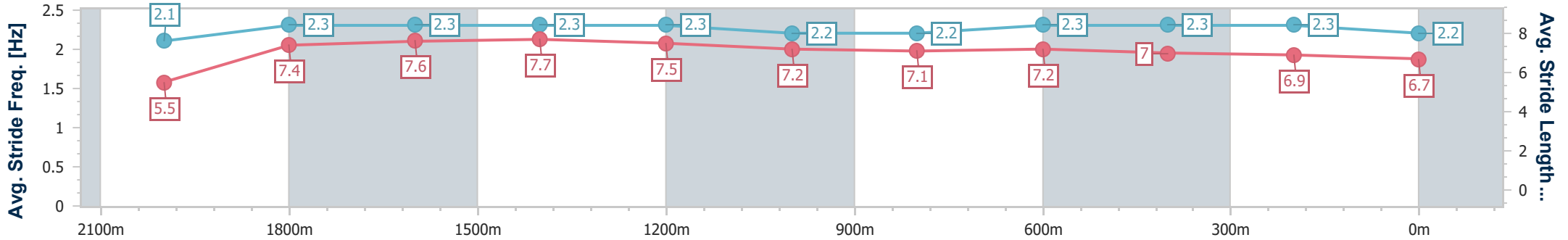
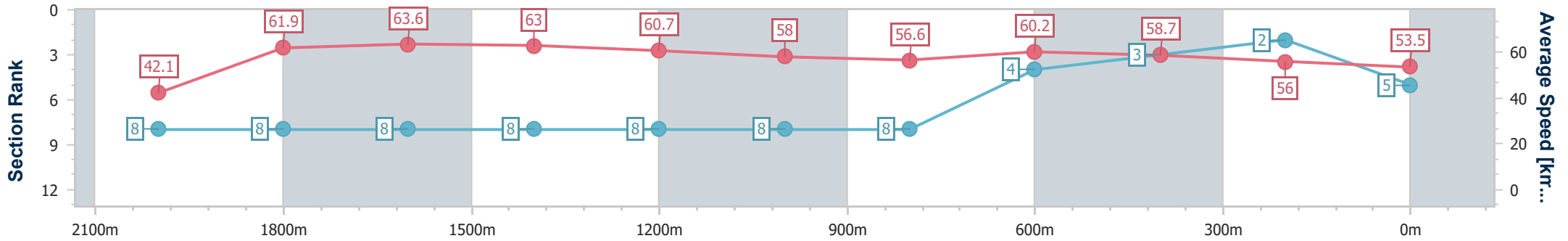
Toowoomba QLD Professional
 Race 4: REMEMBERING PETE MCDOUGALL BENCHMARK 62
 Handicap - 2150m



31 August 2024 - 19:16

Track Rating: Good 3, Weather: Hot, Rail Position: +5m Entire

Section	Overall	2000m	1800m	1600m	1400m	1200m	1000m	800m	600m	400m	200m
Section Times	2:15.58 [5] (0:12.84)	2:02.74 [8] (0:11.63)	1:51.11 [8] (0:11.36)	1:39.75 [8] (0:11.55)	1:28.20 [8] (0:12.04)	1:16.16 [8] (0:12.42)	1:03.74 [8] (0:12.88)	0:50.86 [8] (0:12.06)	0:38.80 [4] (0:12.40)	0:26.40 [3] (0:12.92)	0:13.48 [2] (0:13.48)
Average Speed [km/h]	42.1	61.9	63.6	63.0	60.7	58.0	56.6	60.2	58.7	56.0	53.5
Top Speed [km/h]	61.1	63.9	64.8	64.5	62.5	59.4	57.4	61.5	60.8	57.3	54.6
Avg. Dist. to Rail [m]	4.9	0.2	0.8	2.8	2.6	2.3	2.2	2.9	2.2	1.9	2.1
Avg. Stride Freq. [Hz]	2.1	2.3	2.3	2.3	2.3	2.2	2.2	2.3	2.3	2.3	2.2
Avg. Stride Length [m]	5.5	7.4	7.6	7.7	7.5	7.2	7.1	7.2	7.0	6.9	6.7



- [] Ranking at each section and finish
- .-.- No data available at this section
- NA No data available



Horse/Jockey Name	Winston Blue
Final Rank	6
Fastest Section Time (Section)	0:11.29 (1600m)
Top Speed [km/h] (Section)	64.8 (1600m)
Race State	Finished



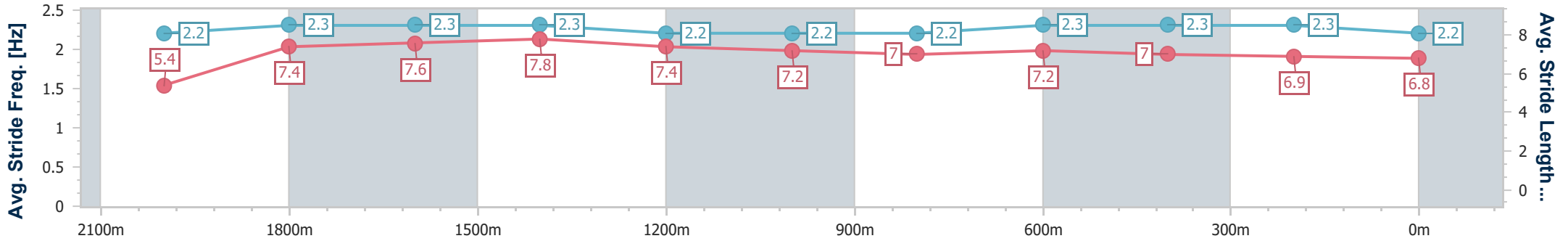
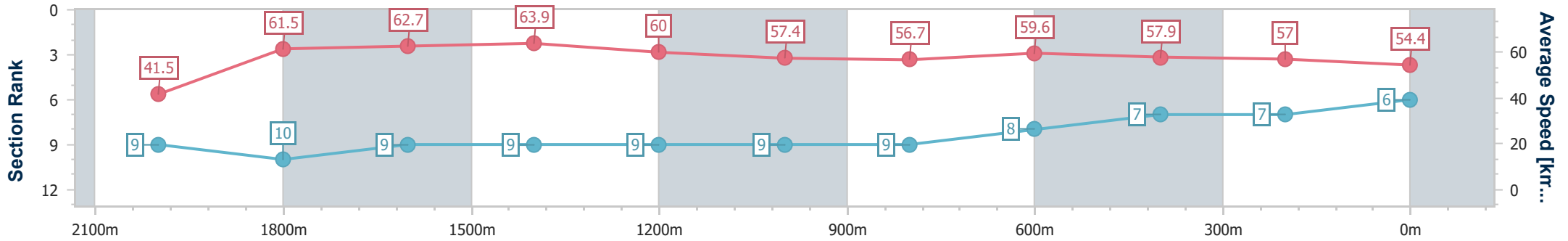
Toowoomba QLD Professional
 Race 4: REMEMBERING PETE MCDOUGALL BENCHMARK 62
 Handicap - 2150m



31 August 2024 - 19:16

Track Rating: Good 3, Weather: Hot, Rail Position: +5m Entire

Section	Overall	2000m	1800m	1600m	1400m	1200m	1000m	800m	600m	400m	200m
Section Times	2:15.70 [6] (0:13.06)	2:02.64 [9] (0:11.69)	1:50.95 [10] (0:11.38)	1:39.57 [9] (0:11.29)	1:28.28 [9] (0:12.18)	1:16.10 [9] (0:12.53)	1:03.57 [9] (0:12.74)	0:50.83 [9] (0:12.17)	0:38.66 [8] (0:12.63)	0:26.03 [7] (0:12.81)	0:13.22 [7] (0:13.22)
Average Speed [km/h]	41.5	61.5	62.7	63.9	60.0	57.4	56.7	59.6	57.9	57.0	54.4
Top Speed [km/h]	59.9	62.6	64.3	64.8	61.7	58.5	59.0	61.5	59.2	57.6	56.8
Avg. Dist. to Rail [m]	4.6	2.2	1.4	0.6	2.1	1.4	0.8	1.9	3.4	3.8	5.9
Avg. Stride Freq. [Hz]	2.2	2.3	2.3	2.3	2.2	2.2	2.2	2.3	2.3	2.3	2.2
Avg. Stride Length [m]	5.4	7.4	7.6	7.8	7.4	7.2	7.0	7.2	7.0	6.9	6.8



- [] Ranking at each section and finish
- .-.- No data available at this section
- NA No data available



Horse/Jockey Name	Come On Eileen
Final Rank	7
Fastest Section Time (Section)	0:11.35 (1800m)
Top Speed [km/h] (Section)	64.0 (1800m)
Race State	Finished



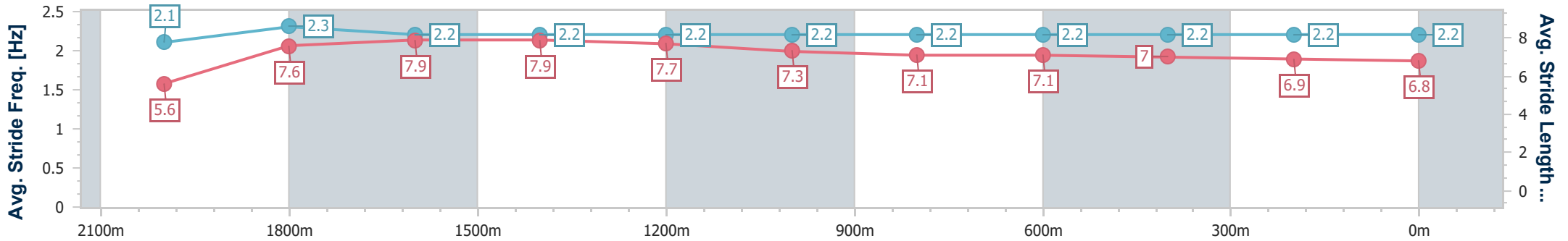
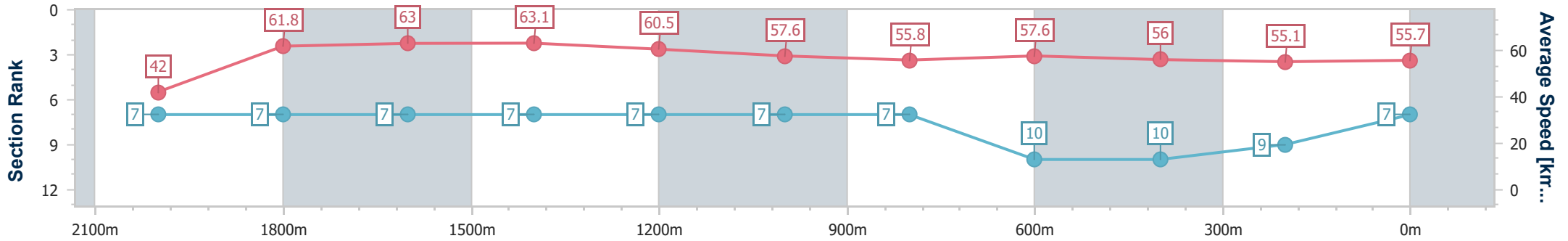
Toowoomba QLD Professional
 Race 4: REMEMBERING PETE MCDOUGALL BENCHMARK 62
 Handicap - 2150m



31 August 2024 - 19:16

Track Rating: Good 3, Weather: Hot, Rail Position: +5m Entire

Section	Overall	2000m	1800m	1600m	1400m	1200m	1000m	800m	600m	400m	200m
Section Times	2:16.23 [7] (0:12.81)	2:03.42 [7] (0:11.64)	1:51.78 [7] (0:11.35)	1:40.43 [7] (0:11.45)	1:28.98 [7] (0:12.08)	1:16.90 [7] (0:12.51)	1:04.39 [7] (0:12.84)	0:51.55 [7] (0:12.53)	0:39.02 [10] (0:12.93)	0:26.09 [10] (0:13.17)	0:12.92 [9] (0:12.92)
Average Speed [km/h]	42.0	61.8	63.0	63.1	60.5	57.6	55.8	57.6	56.0	55.1	55.7
Top Speed [km/h]	60.9	62.9	64.0	63.9	62.3	59.1	57.1	59.2	57.5	56.1	56.6
Avg. Dist. to Rail [m]	4.6	2.1	1.7	1.5	2.2	0.7	0.5	0.6	0.5	3.4	4.2
Avg. Stride Freq. [Hz]	2.1	2.3	2.2	2.2	2.2	2.2	2.2	2.2	2.2	2.2	2.2
Avg. Stride Length [m]	5.6	7.6	7.9	7.9	7.7	7.3	7.1	7.1	7.0	6.9	6.8



- [] Ranking at each section and finish
- .-.- No data available at this section
- NA No data available



Horse/Jockey Name	Van Gogh
Final Rank	8
Fastest Section Time (Section)	0:11.15 (1800m)
Top Speed [km/h] (Section)	66.0 (1600m)
Race State	Finished



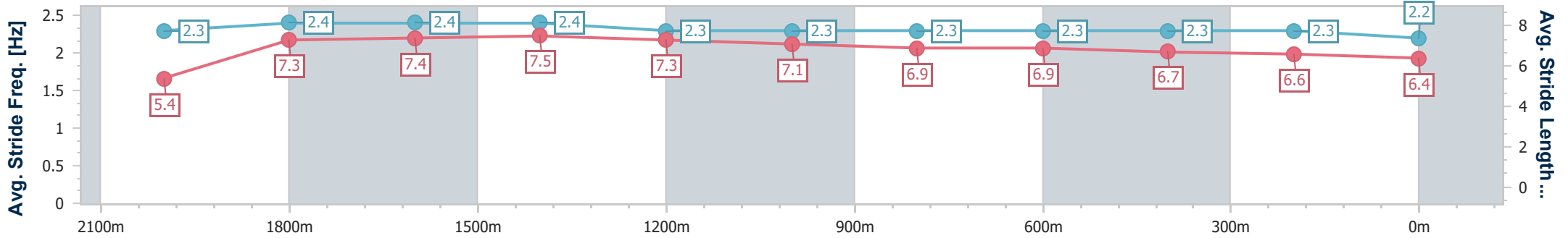
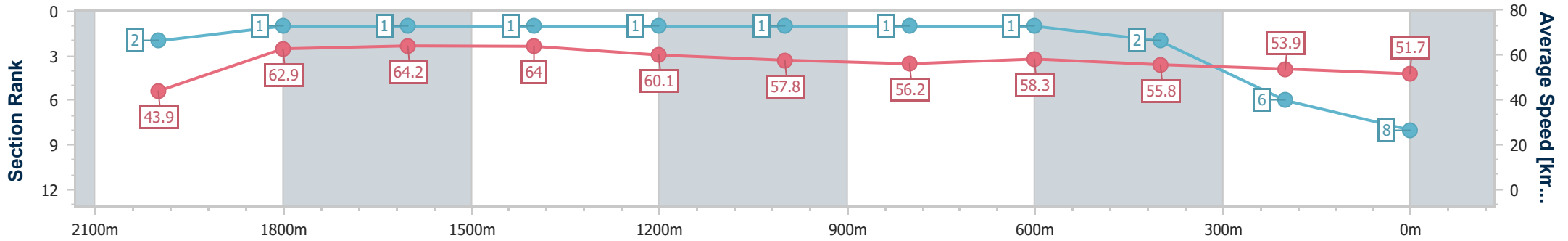
Toowoomba QLD Professional
 Race 4: REMEMBERING PETE MCDOUGALL BENCHMARK 62
 Handicap - 2150m



31 August 2024 - 19:16

Track Rating: Good 3, Weather: Hot, Rail Position: +5m Entire

Section	Overall	2000m	1800m	1600m	1400m	1200m	1000m	800m	600m	400m	200m
Section Times	2:16.28 [8] (0:12.32)	2:03.96 [2] (0:11.44)	1:52.52 [1] (0:11.15)	1:41.37 [1] (0:11.26)	1:30.11 [1] (0:12.15)	1:17.96 [1] (0:12.47)	1:05.49 [1] (0:12.81)	0:52.68 [1] (0:12.46)	0:40.22 [1] (0:12.92)	0:27.30 [2] (0:13.38)	0:13.92 [6] (0:13.92)
Average Speed [km/h]	43.9	62.9	64.2	64.0	60.1	57.8	56.2	58.3	55.8	53.9	51.7
Top Speed [km/h]	61.8	64.4	65.1	66.0	64.7	59.1	58.4	59.3	58.8	55.2	54.1
Avg. Dist. to Rail [m]	3.9	0.4	1.1	0.9	2.0	1.2	0.6	1.7	1.0	0.3	0.5
Avg. Stride Freq. [Hz]	2.3	2.4	2.4	2.4	2.3	2.3	2.3	2.3	2.3	2.3	2.2
Avg. Stride Length [m]	5.4	7.3	7.4	7.5	7.3	7.1	6.9	6.9	6.7	6.6	6.4



- [] Ranking at each section and finish
- .-.- No data available at this section
- NA No data available



Horse/Jockey Name	No More Red
Final Rank	9
Fastest Section Time (Section)	0:11.23 (1800m)
Top Speed [km/h] (Section)	65.1 (1800m)
Race State	Finished



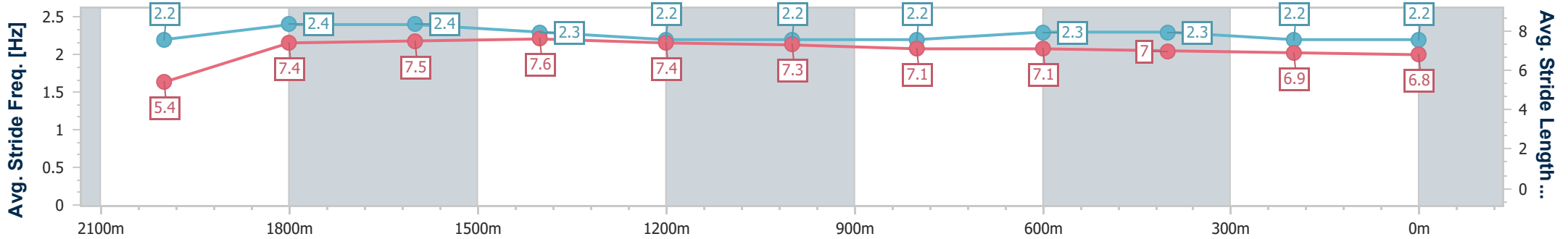
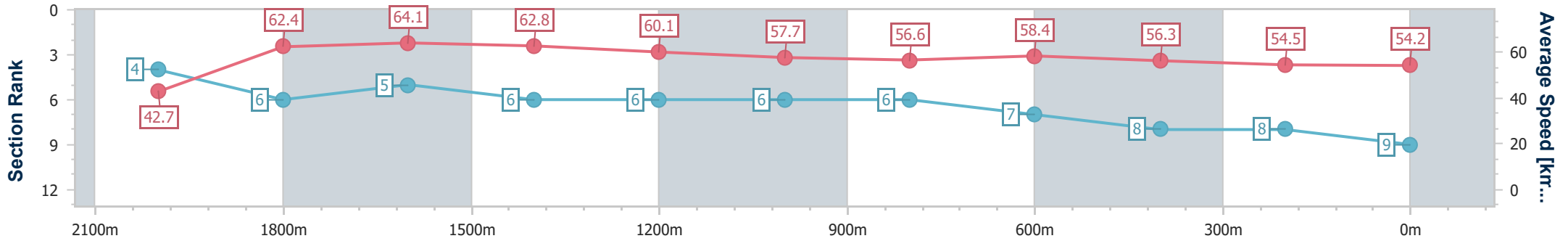
Toowoomba QLD Professional
 Race 4: REMEMBERING PETE MCDOUGALL BENCHMARK 62
 Handicap - 2150m



31 August 2024 - 19:16

Track Rating: Good 3, Weather: Hot, Rail Position: +5m Entire

Section	Overall	2000m	1800m	1600m	1400m	1200m	1000m	800m	600m	400m	200m
Section Times	2:16.46 [9] (0:12.64)	2:03.82 [4] (0:11.52)	1:52.30 [6] (0:11.23)	1:41.07 [5] (0:11.56)	1:29.51 [6] (0:12.16)	1:17.35 [6] (0:12.51)	1:04.84 [6] (0:12.82)	0:52.02 [6] (0:12.48)	0:39.54 [7] (0:12.94)	0:26.60 [8] (0:13.33)	0:13.27 [8] (0:13.27)
Average Speed [km/h]	42.7	62.4	64.1	62.8	60.1	57.7	56.6	58.4	56.3	54.5	54.2
Top Speed [km/h]	60.3	64.2	65.1	64.5	63.0	58.8	58.4	58.7	58.2	55.2	55.6
Avg. Dist. to Rail [m]	5.0	0.2	0.4	2.1	3.0	2.9	2.7	3.0	2.7	2.5	2.6
Avg. Stride Freq. [Hz]	2.2	2.4	2.4	2.3	2.2	2.2	2.2	2.3	2.3	2.2	2.2
Avg. Stride Length [m]	5.4	7.4	7.5	7.6	7.4	7.3	7.1	7.1	7.0	6.9	6.8



- [] Ranking at each section and finish
- .-.- No data available at this section
- NA No data available



Horse/Jockey Name	Paris Art
Final Rank	10
Fastest Section Time (Section)	0:11.26 (1600m)
Top Speed [km/h] (Section)	66.1 (1600m)
Race State	Finished



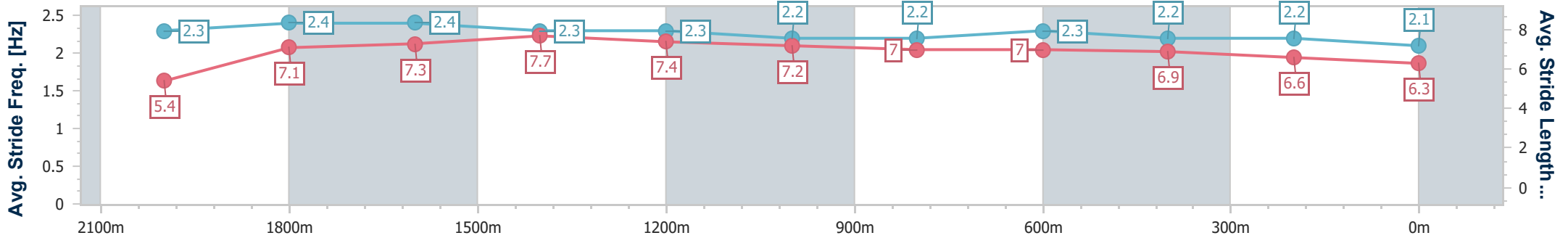
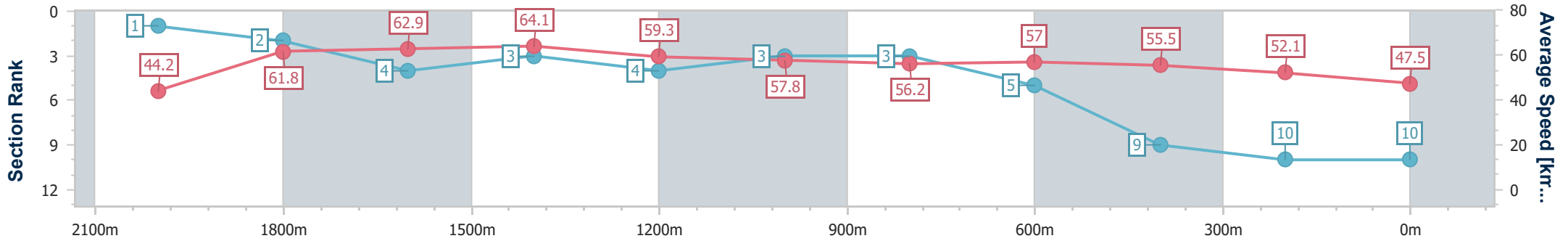
Toowoomba QLD Professional
 Race 4: REMEMBERING PETE MCDOUGALL BENCHMARK 62
 Handicap - 2150m



31 August 2024 - 19:16

Track Rating: Good 3, Weather: Hot, Rail Position: +5m Entire

Section	Overall	2000m	1800m	1600m	1400m	1200m	1000m	800m	600m	400m	200m
Section Times	2:18.90 [10] (0:12.24)	2:06.66 [1] (0:11.63)	1:55.03 [2] (0:11.46)	1:43.57 [4] (0:11.26)	1:32.31 [3] (0:12.26)	1:20.05 [4] (0:12.50)	1:07.55 [3] (0:12.82)	0:54.73 [3] (0:12.68)	0:42.05 [5] (0:13.11)	0:28.94 [9] (0:13.81)	0:15.13 [10] (0:15.13)
Average Speed [km/h]	44.2	61.8	62.9	64.1	59.3	57.8	56.2	57.0	55.5	52.1	47.5
Top Speed [km/h]	61.8	63.7	64.3	66.1	66.0	58.7	57.6	58.0	58.2	53.9	50.4
Avg. Dist. to Rail [m]	3.3	0.8	0.3	1.0	1.7	0.6	0.6	1.8	1.9	0.4	0.7
Avg. Stride Freq. [Hz]	2.3	2.4	2.4	2.3	2.3	2.2	2.2	2.3	2.2	2.2	2.1
Avg. Stride Length [m]	5.4	7.1	7.3	7.7	7.4	7.2	7.0	7.0	6.9	6.6	6.3



- [] Ranking at each section and finish
- .-.- No data available at this section
- NA No data available