



# Toowoomba QLD Professional

## Race 6: QUEENSLAND ELECTRICAL SOLUTIONS Maiden Plate - 1050m

31 August 2024 - 20:16



Track Rating: Good 3, Weather: Hot, Rail Position: +5m Entire

Section		Overall	1000m	800m	600m	400m	200m	Last 600m					
Field Times		1:03.70 (0:05.56)	0:58.14 (0:11.06)	0:47.08 (0:11.03)	0:36.05 (0:11.90)	0:24.15 (0:11.97)	0:12.18 (0:12.18)	0:36.05					
Rank	TAB Horse/Jockey	Barrier	Top Speed [km/h]	Fastest Section	Margin							Distance Travelled [m]	
1	3 HEARTS ARE RACING Anthony Allen	11	70.2 1000m	0:05.93 Overall	1:03.70 [1] (0:05.93)	0:57.77 [6] (0:10.69)	0:47.08 [1] (0:11.19)	0:35.89 [2] (0:11.78)	0:24.11 [2] (0:11.93)	0:12.18 [1] (0:12.18)	1:03.70	0:35.89	
2	1 THE BIGBANG THEORY Les Tilley	3	66.6 1000m	0:06.12 Overall	1:04.22 [2] (0:06.12)	0:58.10 [8] (0:11.22)	0:46.88 [7] (0:11.24)	0:35.64 [6] (0:11.69)	0:23.95 [7] (0:11.86)	0:12.09 [6] (0:12.09)	3L	0:35.64	-2
3	9 WIFE IS RIGHT Luke Tarrant	8	65.3 1000m	0:05.78 Overall	1:04.32 [3] (0:05.78)	0:58.54 [4] (0:11.55)	0:46.99 [6] (0:11.33)	0:35.66 [7] (0:11.56)	0:24.10 [6] (0:11.94)	0:12.16 [7] (0:12.16)	3.5L	0:35.66	+4
4	8 SPLIT THE CASH Kenji Yoshida	2	66.4 1000m	0:05.56 Overall	1:04.37 [4] (0:05.56)	0:58.81 [1] (0:11.21)	0:47.60 [3] (0:11.24)	0:36.36 [4] (0:11.79)	0:24.57 [4] (0:12.15)	0:12.42 [4] (0:12.42)	3.7L	0:36.36	-5
5	10 PLEA Landan Sykes	4	68.0 1000m	0:05.57 Overall	1:04.44 [5] (0:05.57)	0:58.87 [2] (0:11.22)	0:47.65 [4] (0:11.15)	0:36.50 [3] (0:11.82)	0:24.68 [3] (0:12.01)	0:12.67 [2] (0:12.67)	4.1L	0:36.50	+1
6	13 HANK THE HUSTLER Hannah Richardson	5	64.9 600m	0:06.00 Overall	1:04.63 [6] (0:06.00)	0:58.63 [7] (0:11.84)	0:46.79 [8] (0:11.36)	0:35.43 [8] (0:11.50)	0:23.93 [8] (0:11.48)	0:12.45 [8] (0:12.45)	5.1L	0:35.43	-6
7	12 YOU MIGHT THINK Nozi Tomizawa	10	68.2 1000m	0:05.76 Overall	1:04.90 [7] (0:05.76)	0:59.14 [3] (0:11.36)	0:47.78 [5] (0:11.15)	0:36.63 [5] (0:11.82)	0:24.81 [5] (0:11.95)	0:12.86 [5] (0:12.86)	6.6L	0:36.63	-1
8	5 PIPATINA Shania Willis	7	68.8 1000m	0:05.82 Overall	1:04.92 [8] (0:05.82)	0:59.10 [5] (0:10.85)	0:48.25 [2] (0:10.98)	0:37.27 [1] (0:11.90)	0:25.37 [1] (0:12.35)	0:13.02 [3] (0:13.02)	6.7L	0:37.27	-6
9	2 DEMES GIRL Justin Stanley	6	66.9 800m	0:06.39 Overall	1:05.31 [9] (0:06.39)	0:58.92 [9] (0:11.79)	0:47.13 [9] (0:11.10)	0:36.03 [9] (0:11.58)	0:24.45 [9] (0:11.78)	0:12.67 [9] (0:12.67)	9L	0:36.03	-1

Scratched: Rainitin (#7), Nirvana Beauty (#4), Princess Lutetia (#6), Blue Eye Dame (#11)

[ ] Ranking at each section and finish  
 -:-:- No data available at this section  
 NA No data available

SCN Saddle cloth number  
 DNF Did not finish  
 DNT Did not track



Horse/Jockey Name	Hearts Are Racing
Final Rank	1
Fastest Section Time (Section)	0:05.93 (Overall)
Top Speed [km/h] (Section)	70.2 (1000m)
Race State	Finished



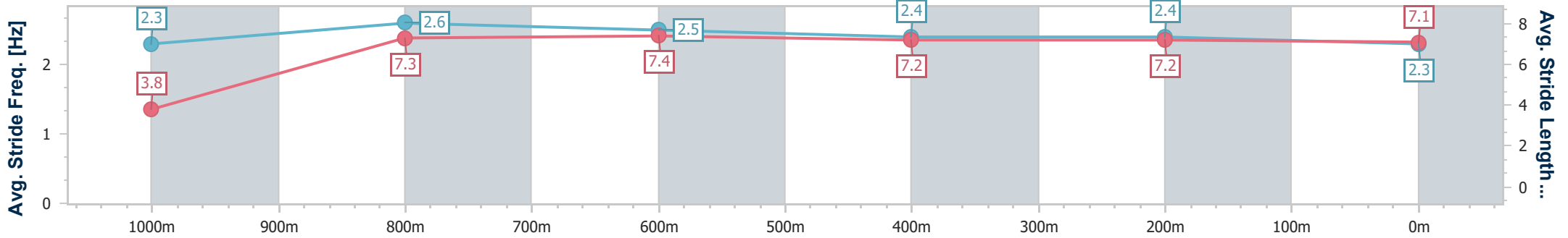
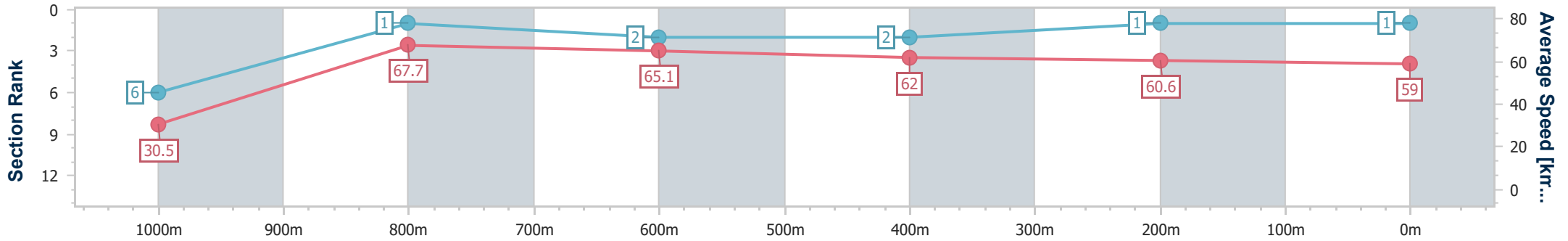
Toowoomba QLD Professional  
Race 6: QUEENSLAND ELECTRICAL SOLUTIONS Maiden Plate - 1050m



31 August 2024 - 20:16

Track Rating: Good 3, Weather: Hot, Rail Position: +5m Entire

Section	Overall	1000m	800m	600m	400m	200m
Section Times	1:03.70 [1] (0:05.93)	0:57.77 [6] (0:10.69)	0:47.08 [1] (0:11.19)	0:35.89 [2] (0:11.78)	0:24.11 [2] (0:11.93)	0:12.18 [1] (0:12.18)
Average Speed [km/h]	30.5	67.7	65.1	62.0	60.6	59.0
Top Speed [km/h]	60.6	70.2	68.2	64.0	62.4	60.7
Avg. Dist. to Rail [m]	7.9	2.9	2.9	2.5	2.0	1.9
Avg. Stride Freq. [Hz]	2.3	2.6	2.5	2.4	2.4	2.3
Avg. Stride Length [m]	3.8	7.3	7.4	7.2	7.2	7.1



- [ ] Ranking at each section and finish
- .-.- No data available at this section
- NA No data available



Horse/Jockey Name	The Bigbang Theory
Final Rank	2
Fastest Section Time (Section)	0:06.12 (Overall)
Top Speed [km/h] (Section)	66.6 (1000m)
Race State	Finished



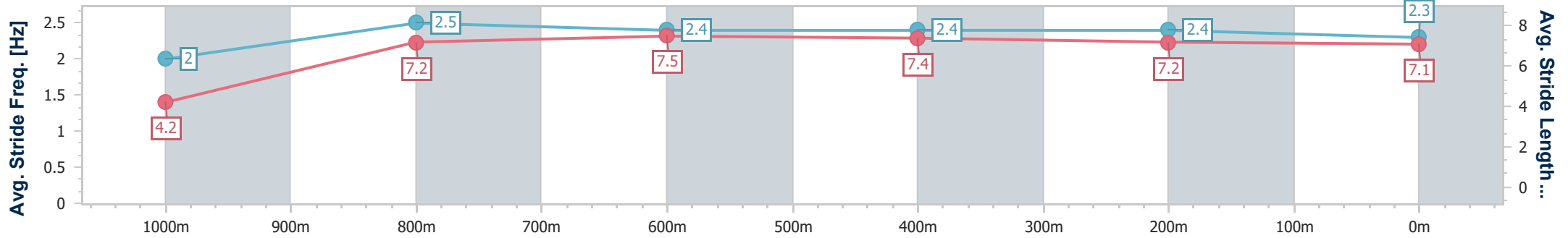
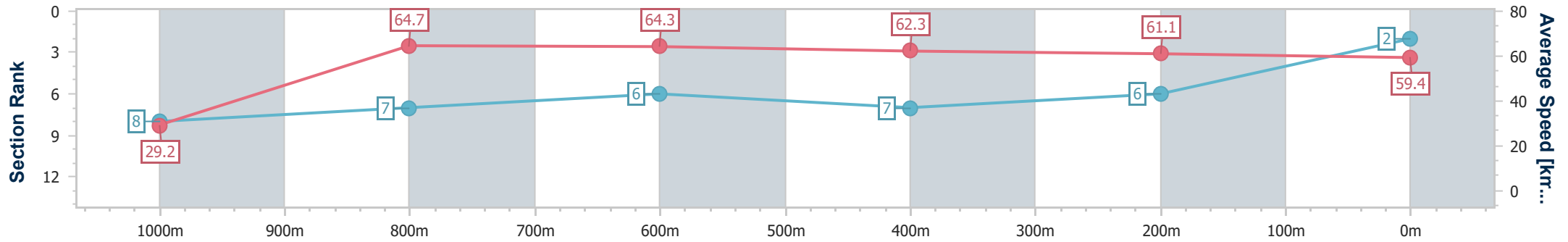
Toowoomba QLD Professional  
Race 6: QUEENSLAND ELECTRICAL SOLUTIONS Maiden Plate  
- 1050m



31 August 2024 - 20:16

Track Rating: Good 3, Weather: Hot, Rail Position: +5m Entire

Section	Overall	1000m	800m	600m	400m	200m
Section Times	1:04.22 [2] (0:06.12)	0:58.10 [8] (0:11.22)	0:46.88 [7] (0:11.24)	0:35.64 [6] (0:11.69)	0:23.95 [7] (0:11.86)	0:12.09 [6] (0:12.09)
Average Speed [km/h]	29.2	64.7	64.3	62.3	61.1	59.4
Top Speed [km/h]	57.6	66.6	65.7	64.0	62.4	60.9
Avg. Dist. to Rail [m]	3.4	1.5	2.2	2.1	2.1	3.6
Avg. Stride Freq. [Hz]	2.0	2.5	2.4	2.4	2.4	2.3
Avg. Stride Length [m]	4.2	7.2	7.5	7.4	7.2	7.1



- [ ] Ranking at each section and finish
- .-.- No data available at this section
- NA No data available



Horse/Jockey Name	Wife Is Right
Final Rank	3
Fastest Section Time (Section)	0:05.78 (Overall)
Top Speed [km/h] (Section)	65.3 (1000m)
Race State	Finished



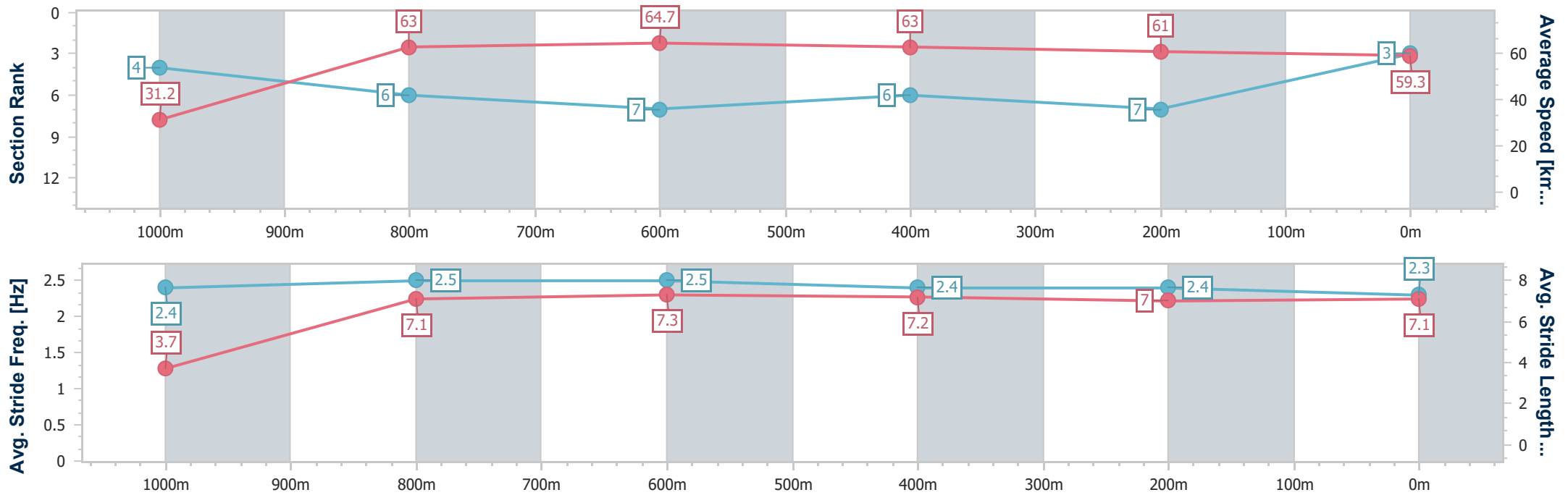
Toowoomba QLD Professional  
Race 6: QUEENSLAND ELECTRICAL SOLUTIONS Maiden Plate  
- 1050m



31 August 2024 - 20:16

Track Rating: Good 3, Weather: Hot, Rail Position: +5m Entire

Section	Overall	1000m	800m	600m	400m	200m
Section Times	1:04.32 [3] (0:05.78)	0:58.54 [4] (0:11.55)	0:46.99 [6] (0:11.33)	0:35.66 [7] (0:11.56)	0:24.10 [6] (0:11.94)	0:12.16 [7] (0:12.16)
Average Speed [km/h]	31.2	63.0	64.7	63.0	61.0	59.3
Top Speed [km/h]	55.7	65.3	65.2	64.6	61.7	60.7
Avg. Dist. to Rail [m]	5.9	4.0	3.6	2.8	3.3	3.7
Avg. Stride Freq. [Hz]	2.4	2.5	2.5	2.4	2.4	2.3
Avg. Stride Length [m]	3.7	7.1	7.3	7.2	7.0	7.1



- [ ] Ranking at each section and finish
- .-.- No data available at this section
- NA No data available



Horse/Jockey Name	Split The Cash
Final Rank	4
Fastest Section Time (Section)	0:05.56 (Overall)
Top Speed [km/h] (Section)	66.4 (1000m)
Race State	Finished



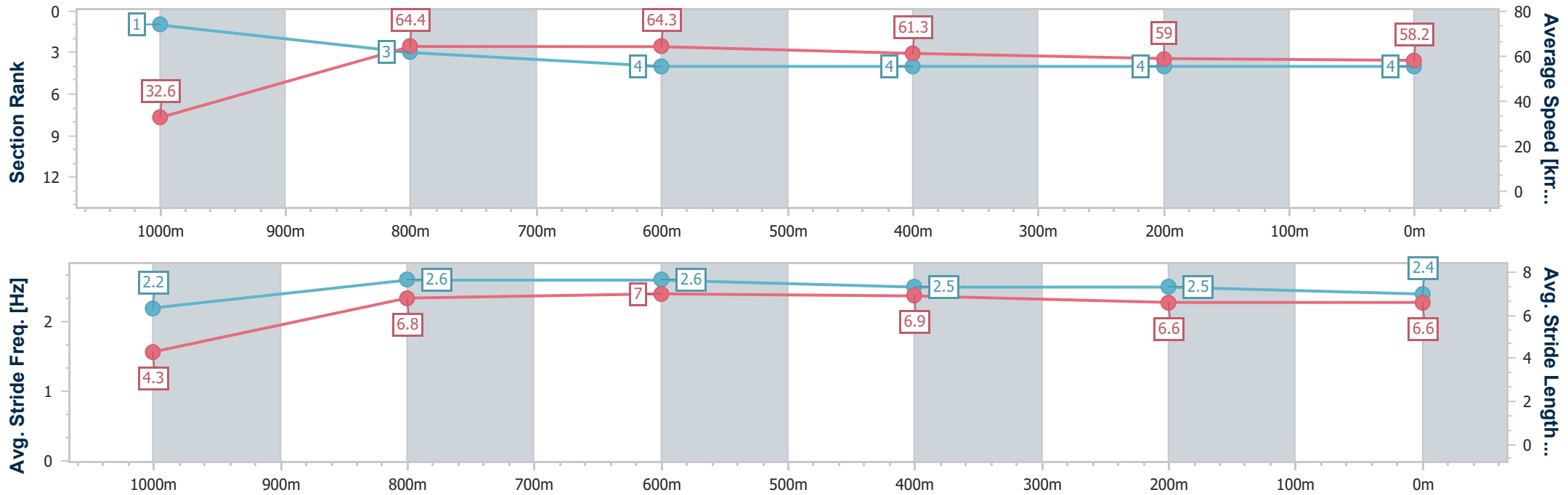
Toowoomba QLD Professional  
Race 6: QUEENSLAND ELECTRICAL SOLUTIONS Maiden Plate - 1050m



31 August 2024 - 20:16

Track Rating: Good 3, Weather: Hot, Rail Position: +5m Entire

Section	Overall	1000m	800m	600m	400m	200m
Section Times	1:04.37 [4] (0:05.56)	0:58.81 [1] (0:11.21)	0:47.60 [3] (0:11.24)	0:36.36 [4] (0:11.79)	0:24.57 [4] (0:12.15)	0:12.42 [4] (0:12.42)
Average Speed [km/h]	32.6	64.4	64.3	61.3	59.0	58.2
Top Speed [km/h]	58.7	66.4	65.7	62.1	60.4	59.5
Avg. Dist. to Rail [m]	2.2	0.7	0.7	0.8	0.6	0.8
Avg. Stride Freq. [Hz]	2.2	2.6	2.6	2.5	2.5	2.4
Avg. Stride Length [m]	4.3	6.8	7.0	6.9	6.6	6.6



- [ ] Ranking at each section and finish
- .-.- No data available at this section
- NA No data available



Horse/Jockey Name	Plea
Final Rank	5
Fastest Section Time (Section)	0:05.57 (Overall)
Top Speed [km/h] (Section)	68.0 (1000m)
Race State	Finished



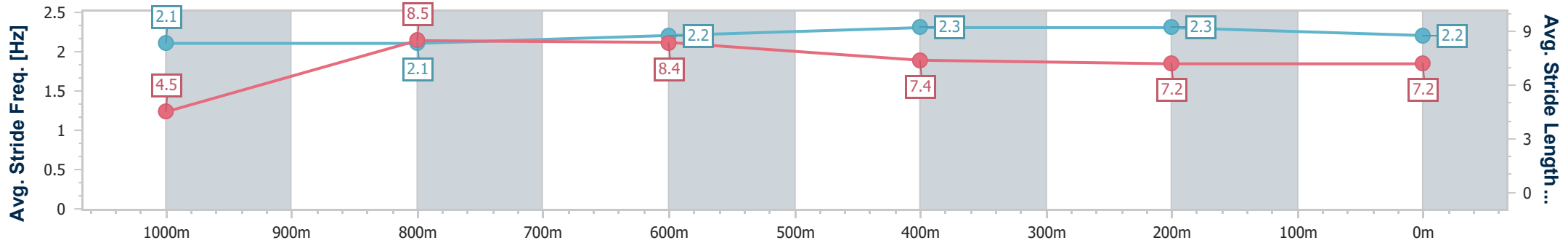
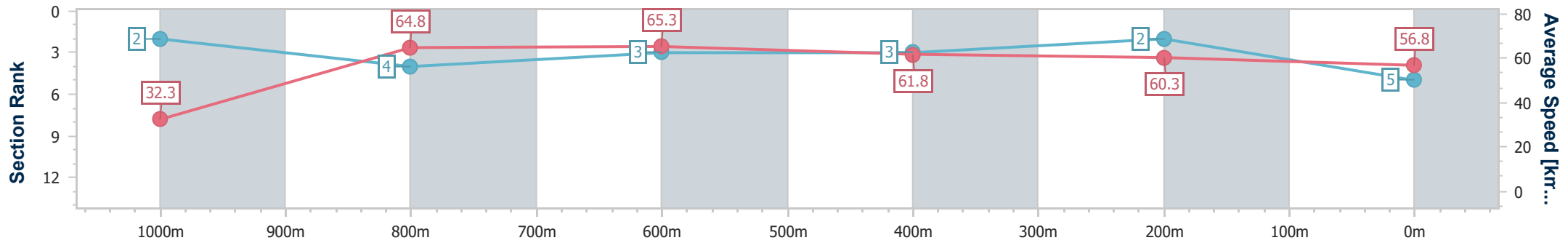
Toowoomba QLD Professional  
Race 6: QUEENSLAND ELECTRICAL SOLUTIONS Maiden Plate - 1050m



31 August 2024 - 20:16

Track Rating: Good 3, Weather: Hot, Rail Position: +5m Entire

Section	Overall	1000m	800m	600m	400m	200m
Section Times	1:04.44 [5] (0:05.57)	0:58.87 [2] (0:11.22)	0:47.65 [4] (0:11.15)	0:36.50 [3] (0:11.82)	0:24.68 [3] (0:12.01)	0:12.67 [2] (0:12.67)
Average Speed [km/h]	32.3	64.8	65.3	61.8	60.3	56.8
Top Speed [km/h]	56.6	68.0	68.0	63.7	62.7	58.7
Avg. Dist. to Rail [m]	2.0	2.2	4.2	2.5	1.9	1.3
Avg. Stride Freq. [Hz]	2.1	2.1	2.2	2.3	2.3	2.2
Avg. Stride Length [m]	4.5	8.5	8.4	7.4	7.2	7.2



- [ ] Ranking at each section and finish
- .-.- No data available at this section
- NA No data available



Horse/Jockey Name	Hank The Hustler
Final Rank	6
Fastest Section Time (Section)	0:06.00 (Overall)
Top Speed [km/h] (Section)	64.9 (600m)
Race State	Finished



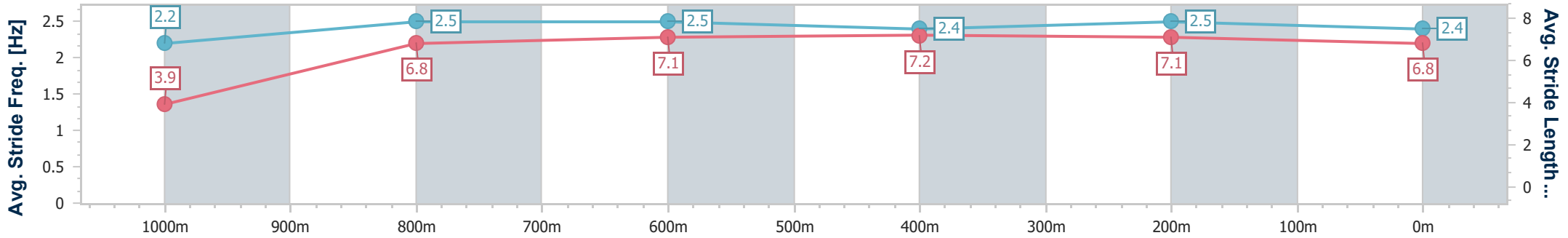
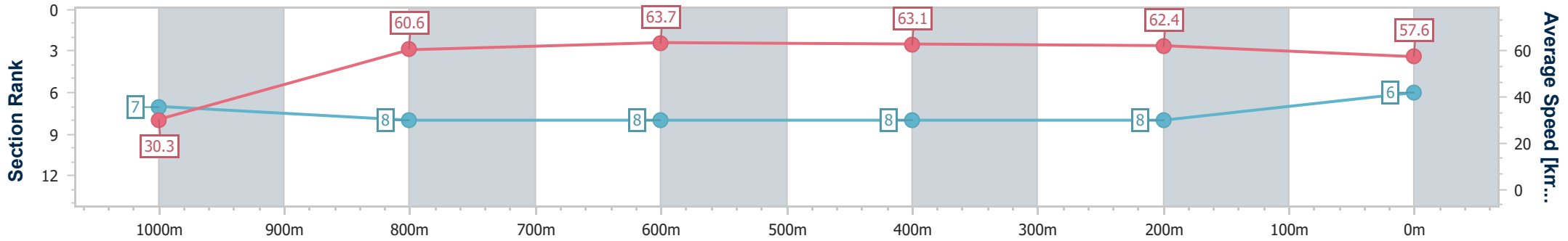
Toowoomba QLD Professional  
Race 6: QUEENSLAND ELECTRICAL SOLUTIONS Maiden Plate  
- 1050m



31 August 2024 - 20:16

Track Rating: Good 3, Weather: Hot, Rail Position: +5m Entire

Section	Overall	1000m	800m	600m	400m	200m
Section Times	1:04.63 [6] (0:06.00)	0:58.63 [7] (0:11.84)	0:46.79 [8] (0:11.36)	0:35.43 [8] (0:11.50)	0:23.93 [8] (0:11.48)	0:12.45 [8] (0:12.45)
Average Speed [km/h]	30.3	60.6	63.7	63.1	62.4	57.6
Top Speed [km/h]	52.0	64.1	64.6	64.9	63.5	61.0
Avg. Dist. to Rail [m]	1.1	0.5	2.1	1.5	1.7	0.4
Avg. Stride Freq. [Hz]	2.2	2.5	2.5	2.4	2.5	2.4
Avg. Stride Length [m]	3.9	6.8	7.1	7.2	7.1	6.8



- [ ] Ranking at each section and finish
- .-.- No data available at this section
- NA No data available



Horse/Jockey Name	You Might Think
Final Rank	7
Fastest Section Time (Section)	0:05.76 (Overall)
Top Speed [km/h] (Section)	68.2 (1000m)
Race State	Finished



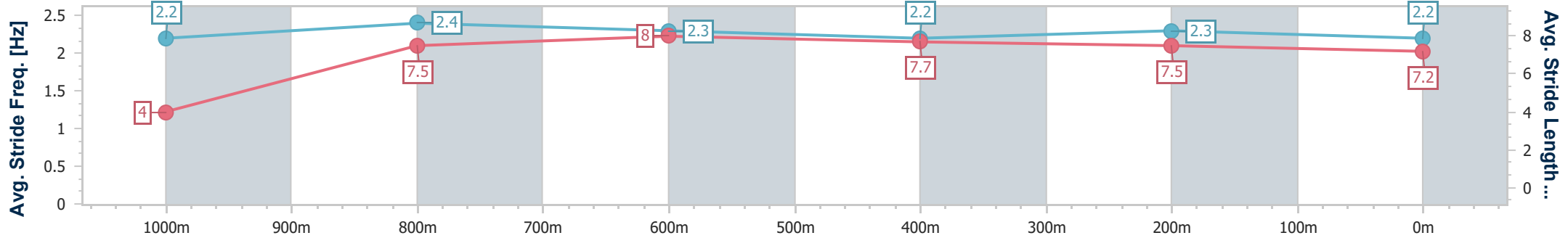
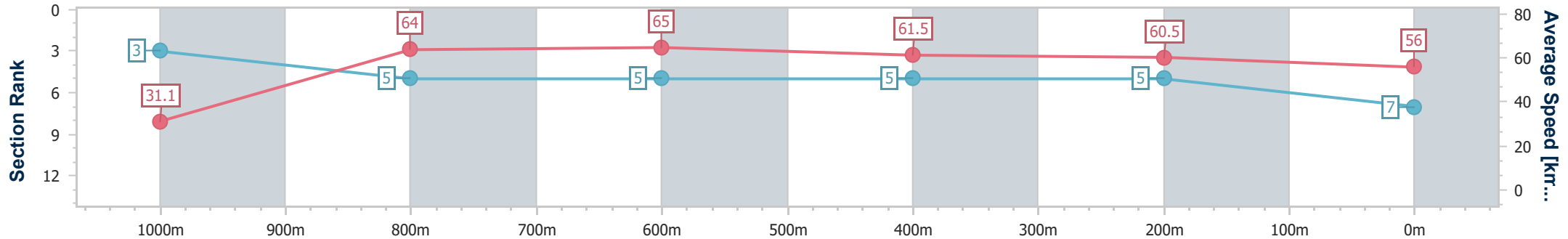
Toowoomba QLD Professional  
Race 6: QUEENSLAND ELECTRICAL SOLUTIONS Maiden Plate  
- 1050m



31 August 2024 - 20:16

Track Rating: Good 3, Weather: Hot, Rail Position: +5m Entire

Section	Overall	1000m	800m	600m	400m	200m
Section Times	1:04.90 [7] (0:05.76)	0:59.14 [3] (0:11.36)	0:47.78 [5] (0:11.15)	0:36.63 [5] (0:11.82)	0:24.81 [5] (0:11.95)	0:12.86 [5] (0:12.86)
Average Speed [km/h]	31.1	64.0	65.0	61.5	60.5	56.0
Top Speed [km/h]	55.4	68.2	67.1	63.8	61.1	59.1
Avg. Dist. to Rail [m]	4.7	3.1	2.0	2.2	1.6	2.3
Avg. Stride Freq. [Hz]	2.2	2.4	2.3	2.2	2.3	2.2
Avg. Stride Length [m]	4.0	7.5	8.0	7.7	7.5	7.2



- [ ] Ranking at each section and finish
- .-.- No data available at this section
- NA No data available





Horse/Jockey Name	Pipatina
Final Rank	8
Fastest Section Time (Section)	0:05.82 (Overall)
Top Speed [km/h] (Section)	68.8 (1000m)
Race State	Finished



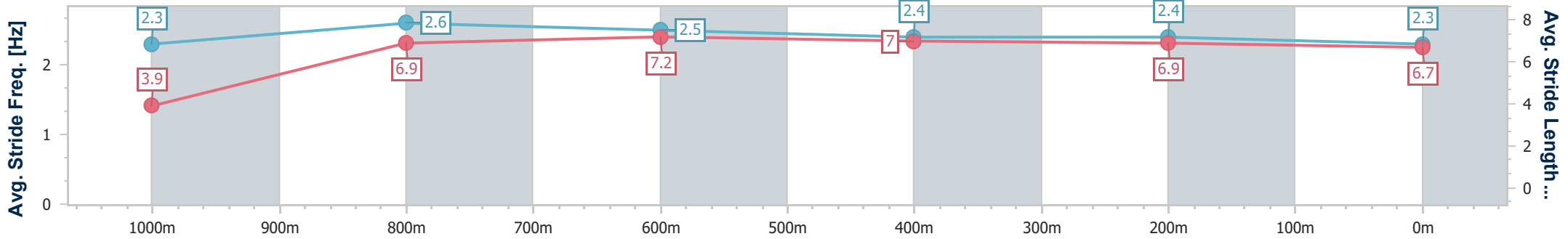
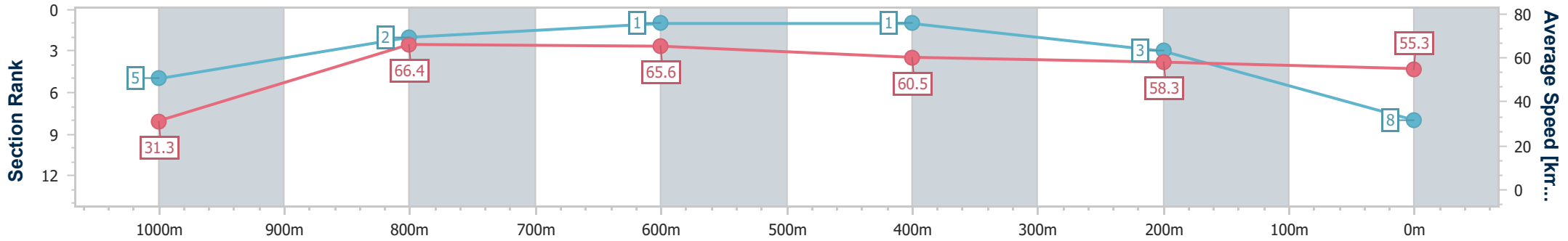
Toowoomba QLD Professional  
Race 6: QUEENSLAND ELECTRICAL SOLUTIONS Maiden Plate  
- 1050m



31 August 2024 - 20:16

Track Rating: Good 3, Weather: Hot, Rail Position: +5m Entire

Section	Overall	1000m	800m	600m	400m	200m
Section Times	1:04.92 [8] (0:05.82)	0:59.10 [5] (0:10.85)	0:48.25 [2] (0:10.98)	0:37.27 [1] (0:11.90)	0:25.37 [1] (0:12.35)	0:13.02 [3] (0:13.02)
Average Speed [km/h]	31.3	66.4	65.6	60.5	58.3	55.3
Top Speed [km/h]	59.3	68.8	67.4	64.1	60.1	57.2
Avg. Dist. to Rail [m]	3.5	1.3	1.1	0.4	0.3	1.5
Avg. Stride Freq. [Hz]	2.3	2.6	2.5	2.4	2.4	2.3
Avg. Stride Length [m]	3.9	6.9	7.2	7.0	6.9	6.7



- [ ] Ranking at each section and finish
- .-.- No data available at this section
- NA No data available



Horse/Jockey Name	Demes Girl
Final Rank	9
Fastest Section Time (Section)	0:06.39 (Overall)
Top Speed [km/h] (Section)	66.9 (800m)
Race State	Finished



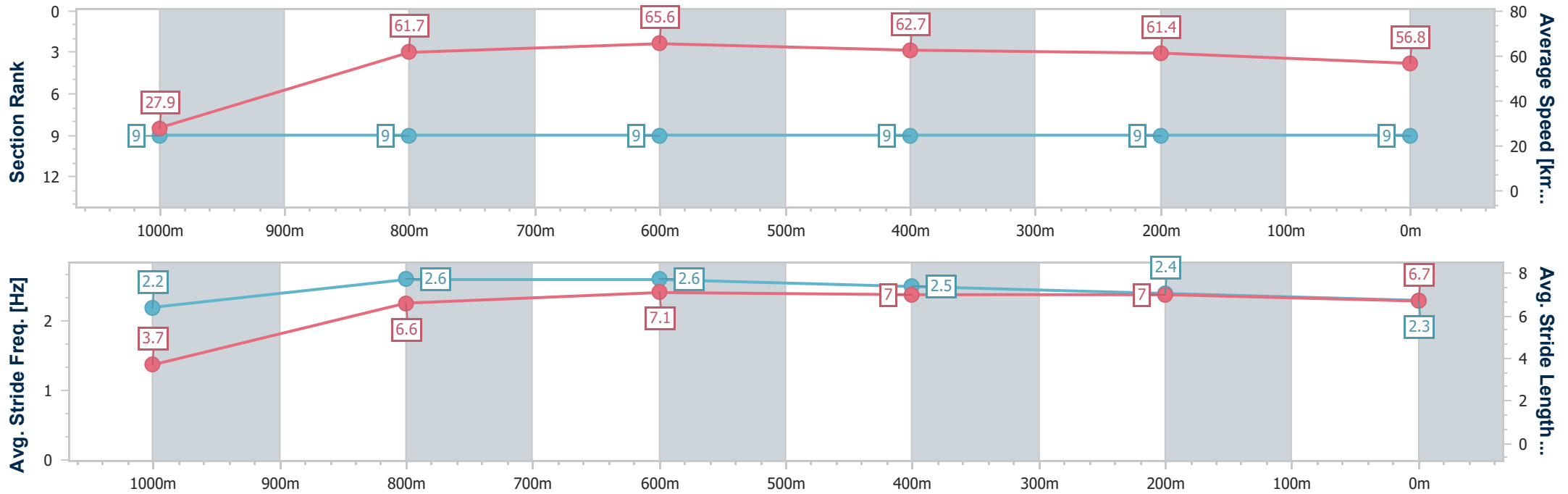
Toowoomba QLD Professional  
Race 6: QUEENSLAND ELECTRICAL SOLUTIONS Maiden Plate - 1050m



31 August 2024 - 20:16

Track Rating: Good 3, Weather: Hot, Rail Position: +5m Entire

Section	Overall	1000m	800m	600m	400m	200m
Section Times	1:05.31 [9] (0:06.39)	0:58.92 [9] (0:11.79)	0:47.13 [9] (0:11.10)	0:36.03 [9] (0:11.58)	0:24.45 [9] (0:11.78)	0:12.67 [9] (0:12.67)
Average Speed [km/h]	27.9	61.7	65.6	62.7	61.4	56.8
Top Speed [km/h]	51.7	65.7	66.9	65.0	62.5	60.6
Avg. Dist. to Rail [m]	3.5	2.3	2.9	1.9	0.9	1.5
Avg. Stride Freq. [Hz]	2.2	2.6	2.6	2.5	2.4	2.3
Avg. Stride Length [m]	3.7	6.6	7.1	7.0	7.0	6.7



- [ ] Ranking at each section and finish
- .-.- No data available at this section
- NA No data available