



# Toowoomba QLD Professional

## Race 7: TOOWOOMBA PLASTICS Maiden Handicap - 1890m

31 August 2024 - 20:55



Track Rating: Good 3, Weather: Hot, Rail Position: +5m Entire

Section		Overall	1600m	1400m	1200m	1000m	800m	600m	Last 600m				
Field Times		2:02.81 (0:23.45)	1:39.36 (0:11.69)	1:27.67 (0:12.12)	1:15.55 (0:12.53)	1:03.02 (0:12.57)	0:50.45 (0:12.48)	0:37.97 (0:12.54)	0:37.97				
Rank	TAB Horse/Jockey	Barrier	Top Speed [km/h]	Fastest Section									Distance Travelled [m]
1	6 JENNY'S ROSE Karl Zechner	3	63.3 1600m	0:11.69 1600m	2:02.81 [1] (0:23.45)	1:39.36 [1] (0:11.69)	1:27.67 [1] (0:12.12)	1:15.55 [1] (0:12.53)	1:03.02 [1] (0:12.57)	0:50.45 [1] (0:12.48)	0:37.97 [1] (0:12.54)	0:37.97	
2	4 SMOKIN MATCH Michael Murphy	9	64.4 1600m	0:11.59 1600m	2:03.41 [2] (0:23.65)	1:39.76 [2] (0:11.59)	1:28.17 [2] (0:12.19)	1:15.98 [2] (0:12.47)	1:03.51 [2] (0:12.61)	0:50.90 [2] (0:12.44)	0:38.46 [2] (0:12.66)	0:38.46	+9
3	1 GRAPE EXPECTATIONS Noel Callow	6	65.0 1600m	0:11.63 1600m	2:03.60 [3] (0:24.45)	1:39.15 [8] (0:11.63)	1:27.52 [7] (0:12.17)	1:15.35 [7] (0:12.56)	1:02.79 [7] (0:12.56)	0:50.23 [7] (0:12.23)	0:38.00 [7] (0:12.39)	0:38.00	+11
4	7 LADY PARVATI Landan Sykes	8	64.8 1600m	0:12.02 1600m	2:03.67 [4] (0:24.25)	1:39.42 [7] (0:12.02)	1:27.40 [8] (0:12.31)	1:15.09 [8] (0:12.56)	1:02.53 [8] (0:12.45)	0:50.08 [8] (0:12.18)	0:37.90 [8] (0:12.48)	0:37.90	+11
5	3 SWIFT SON Les Tilley	10	63.8 1600m	0:11.73 1600m	2:03.68 [5] (0:24.02)	1:39.66 [5] (0:11.73)	1:27.93 [6] (0:12.23)	1:15.70 [6] (0:12.41)	1:03.29 [6] (0:12.67)	0:50.62 [6] (0:12.36)	0:38.26 [6] (0:12.49)	0:38.26	+20
6	9 MIDNIGHT SEAS Luke Tarrant	4	63.7 1600m	0:11.52 1600m	2:03.71 [6] (0:23.91)	1:39.80 [3] (0:11.52)	1:28.28 [3] (0:12.10)	1:16.18 [3] (0:12.53)	1:03.65 [3] (0:12.71)	0:50.94 [3] (0:12.50)	0:38.44 [4] (0:12.63)	0:38.44	+4
7	10 SUPIDOCHARGED Anthony Allen	1	64.0 1600m	0:11.62 1600m	2:03.94 [7] (0:24.05)	1:39.89 [6] (0:11.62)	1:28.27 [5] (0:12.15)	1:16.12 [5] (0:12.56)	1:03.56 [5] (0:12.62)	0:50.94 [5] (0:12.41)	0:38.53 [5] (0:12.61)	0:38.53	+4
8	8 BRAMBLE BAY Kenji Yoshida	5	63.7 1600m	0:11.64 1600m	2:04.15 [8] (0:23.91)	1:40.24 [4] (0:11.64)	1:28.60 [4] (0:12.16)	1:16.44 [4] (0:12.46)	1:03.98 [4] (0:12.69)	0:51.29 [4] (0:12.37)	0:38.92 [3] (0:12.66)	0:38.92	+7
9	5 MORE SUCCESS Justin Stanley	2	63.6 1600m	0:11.66 1600m	2:04.23 [9] (0:25.02)	1:39.21 [9] (0:11.66)	1:27.55 [9] (0:12.21)	1:15.34 [9] (0:12.25)	1:03.09 [9] (0:12.62)	0:50.47 [9] (0:12.20)	0:38.27 [9] (0:12.48)	0:38.27	+5

Scratched: Fossil Fuel (#2)

[ ] Ranking at each section and finish  
 -:-:- No data available at this section  
 NA No data available

SCN Saddle cloth number  
 DNF Did not finish  
 DNT Did not track



# Toowoomba QLD Professional

## Race 7: TOOWOOMBA PLASTICS Maiden Handicap - 1890m

31 August 2024 - 20:55



Track Rating: Good 3, Weather: Hot, Rail Position: +5m Entire

Section				400m	200m			Last 600m			
Field Times				0:25.43 (0:12.52)	0:12.91 (0:12.91)			0:37.97			
Rank	TAB	Horse/Jockey	Barrier	Top Speed [km/h]	Fastest Section	Margin				Distance Travelled [m]	
1	6	<b>JENNY'S ROSE</b> Karl Zechner	3	63.3 1600m	0:11.69 1600m	0:25.43 [1] (0:12.52)	0:12.91 [1] (0:12.91)	2:02.81		0:37.97	
2	4	<b>SMOKIN MATCH</b> Michael Murphy	9	64.4 1600m	0:11.59 1600m	0:25.80 [2] (0:12.70)	0:13.10 [2] (0:13.10)	3.5L		0:38.46	+9
3	1	<b>GRAPE EXPECTATIONS</b> Noel Callow	6	65.0 1600m	0:11.63 1600m	0:25.61 [6] (0:12.72)	0:12.89 [4] (0:12.89)	4.5L		0:38.00	+11
4	7	<b>LADY PARVATI</b> Landan Sykes	8	64.8 1600m	0:12.02 1600m	0:25.42 [8] (0:12.63)	0:12.79 [8] (0:12.79)	4.8L		0:37.90	+11
5	3	<b>SWIFT SON</b> Les Tilley	10	63.8 1600m	0:11.73 1600m	0:25.77 [5] (0:12.63)	0:13.14 [3] (0:13.14)	4.9L		0:38.26	+20
6	9	<b>MIDNIGHT SEAS</b> Luke Tarrant	4	63.7 1600m	0:11.52 1600m	0:25.81 [4] (0:12.87)	0:12.94 [5] (0:12.94)	5.1L		0:38.44	+4
7	10	<b>SUPIDOCHARGED</b> Anthony Allen	1	64.0 1600m	0:11.62 1600m	0:25.92 [7] (0:12.77)	0:13.15 [6] (0:13.15)	6.4L		0:38.53	+4
8	8	<b>BRAMBLE BAY</b> Kenji Yoshida	5	63.7 1600m	0:11.64 1600m	0:26.26 [3] (0:12.98)	0:13.28 [7] (0:13.28)	7.4L		0:38.92	+7
9	5	<b>MORE SUCCESS</b> Justin Stanley	2	63.6 1600m	0:11.66 1600m	0:25.79 [9] (0:12.74)	0:13.05 [9] (0:13.05)	7.9L		0:38.27	+5

Scratched: Fossil Fuel (#2)

[ ] Ranking at each section and finish  
 -:-:- No data available at this section  
 NA No data available

SCN Saddle cloth number  
 DNF Did not finish  
 DNT Did not track



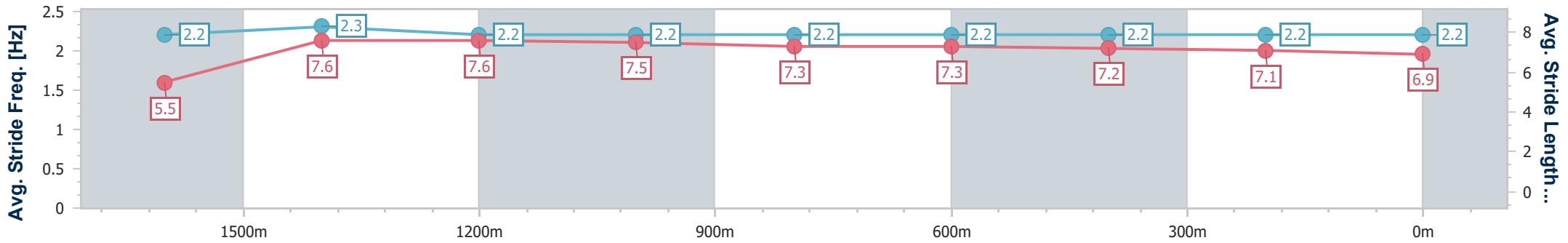
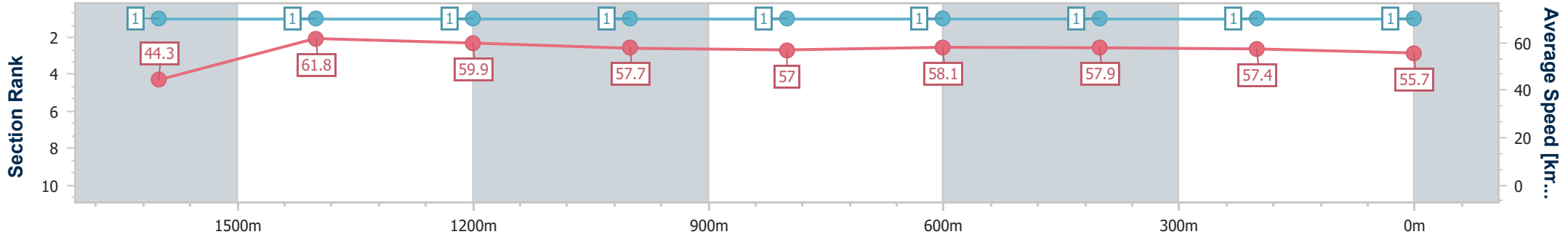
Horse/Jockey Name	Jenny's Rose
Final Rank	1
Fastest Section Time (Section)	0:11.69 (1600m)
Top Speed [km/h] (Section)	63.3 (1600m)
Race State	Finished



Toowoomba QLD Professional  
 Race 7: TOOWOOMBA PLASTICS Maiden Handicap - 1890m  
 31 August 2024 - 20:55  
 Track Rating: Good 3, Weather: Hot, Rail Position: +5m Entire



Section	Overall	1600m	1400m	1200m	1000m	800m	600m	400m	200m			
Section Times	2:02.81 [1] (0:23.45)	1:39.36 [1] (0:11.69)	1:27.67 [1] (0:12.12)	1:15.55 [1] (0:12.53)	1:03.02 [1] (0:12.57)	0:50.45 [1] (0:12.48)	0:37.97 [1] (0:12.54)	0:25.43 [1] (0:12.52)	0:12.91 [1] (0:12.91)			
Average Speed [km/h]	44.3	61.8	59.9	57.7	57.0	58.1	57.9	57.4	55.7			
Top Speed [km/h]	62.7	63.3	61.9	59.2	58.0	59.0	58.8	58.3	56.7			
Avg. Dist. to Rail [m]	4.8	1.1	1.9	0.8	0.7	1.9	1.4	1.0	1.5			
Avg. Stride Freq. [Hz]	2.2	2.3	2.2	2.2	2.2	2.2	2.2	2.2	2.2			
Avg. Stride Length [m]	5.5	7.6	7.6	7.5	7.3	7.3	7.2	7.1	6.9			



- [ ] Ranking at each section and finish
- .-.- No data available at this section
- NA No data available



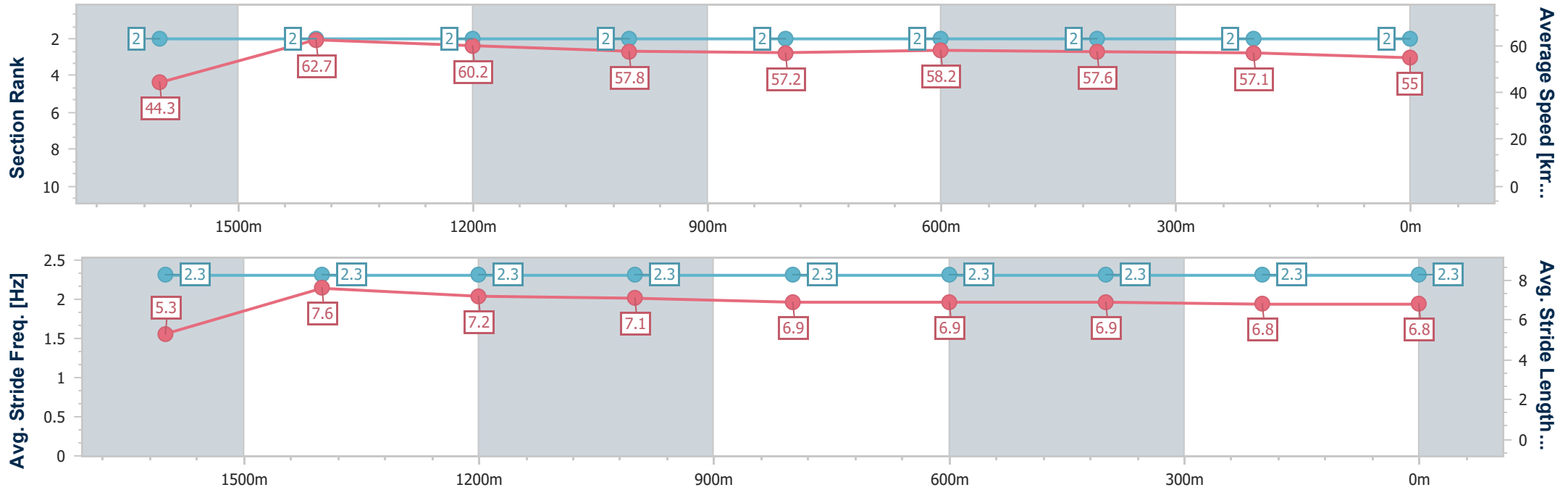
Horse/Jockey Name	Smokin Match
Final Rank	2
Fastest Section Time (Section)	0:11.59 (1600m)
Top Speed [km/h] (Section)	64.4 (1600m)
Race State	Finished



Toowoomba QLD Professional  
 Race 7: TOOWOOMBA PLASTICS Maiden Handicap - 1890m  
 31 August 2024 - 20:55  
 Track Rating: Good 3, Weather: Hot, Rail Position: +5m Entire



Section	Overall	1600m	1400m	1200m	1000m	800m	600m	400m	200m
Section Times	2:03.41 [2] (0:23.65)	1:39.76 [2] (0:11.59)	1:28.17 [2] (0:12.19)	1:15.98 [2] (0:12.47)	1:03.51 [2] (0:12.61)	0:50.90 [2] (0:12.44)	0:38.46 [2] (0:12.66)	0:25.80 [2] (0:12.70)	0:13.10 [2] (0:13.10)
Average Speed [km/h]	44.3	62.7	60.2	57.8	57.2	58.2	57.6	57.1	55.0
Top Speed [km/h]	63.3	64.4	62.4	58.9	58.1	59.6	58.8	57.8	56.2
Avg. Dist. to Rail [m]	3.8	2.8	3.7	2.9	1.0	1.5	2.6	1.8	0.7
Avg. Stride Freq. [Hz]	2.3	2.3	2.3	2.3	2.3	2.3	2.3	2.3	2.3
Avg. Stride Length [m]	5.3	7.6	7.2	7.1	6.9	6.9	6.9	6.8	6.8



- [ ] Ranking at each section and finish
- .-.- No data available at this section
- NA No data available



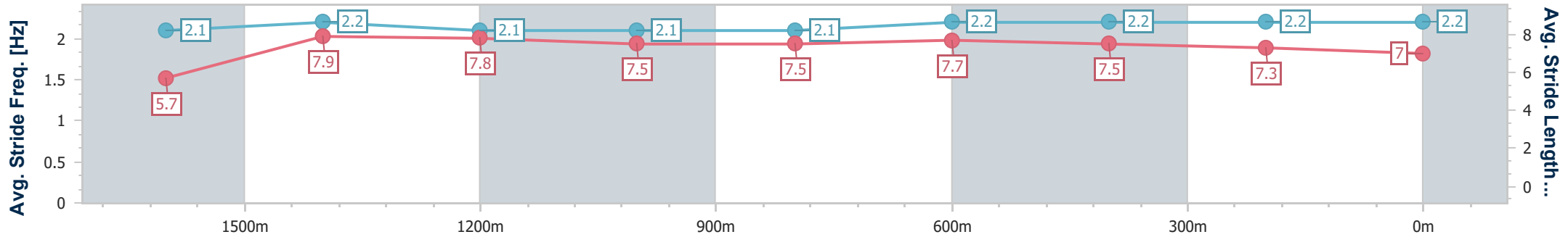
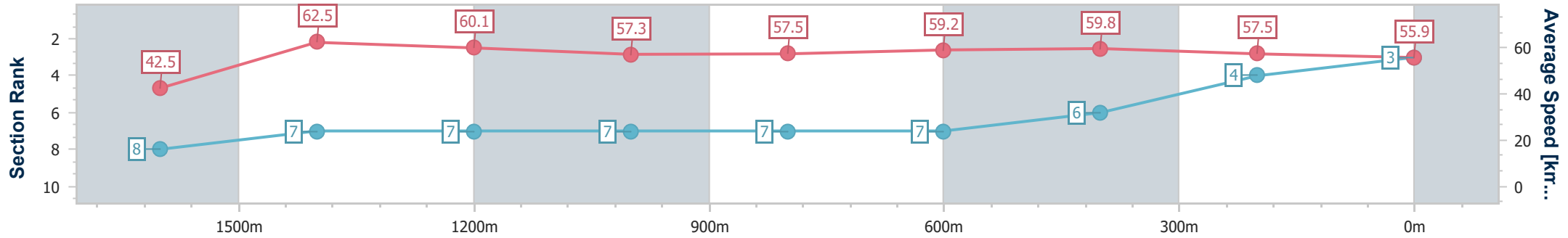
Horse/Jockey Name	Grape Expectations
Final Rank	3
Fastest Section Time (Section)	0:11.63 (1600m)
Top Speed [km/h] (Section)	65.0 (1600m)
Race State	Finished



Toowoomba QLD Professional  
 Race 7: TOOWOOMBA PLASTICS Maiden Handicap - 1890m  
 31 August 2024 - 20:55  
 Track Rating: Good 3, Weather: Hot, Rail Position: +5m Entire



Section	Overall	1600m	1400m	1200m	1000m	800m	600m	400m	200m
Section Times	2:03.60 [3] (0:24.45)	1:39.15 [8] (0:11.63)	1:27.52 [7] (0:12.17)	1:15.35 [7] (0:12.56)	1:02.79 [7] (0:12.56)	0:50.23 [7] (0:12.23)	0:38.00 [7] (0:12.39)	0:25.61 [6] (0:12.72)	0:12.89 [4] (0:12.89)
Average Speed [km/h]	42.5	62.5	60.1	57.3	57.5	59.2	59.8	57.5	55.9
Top Speed [km/h]	63.0	65.0	62.6	60.3	59.5	61.3	61.3	58.6	56.9
Avg. Dist. to Rail [m]	3.8	1.9	2.9	1.9	0.4	2.4	5.1	4.8	3.9
Avg. Stride Freq. [Hz]	2.1	2.2	2.1	2.1	2.1	2.2	2.2	2.2	2.2
Avg. Stride Length [m]	5.7	7.9	7.8	7.5	7.5	7.7	7.5	7.3	7.0



- [ ] Ranking at each section and finish
- .-.- No data available at this section
- NA No data available



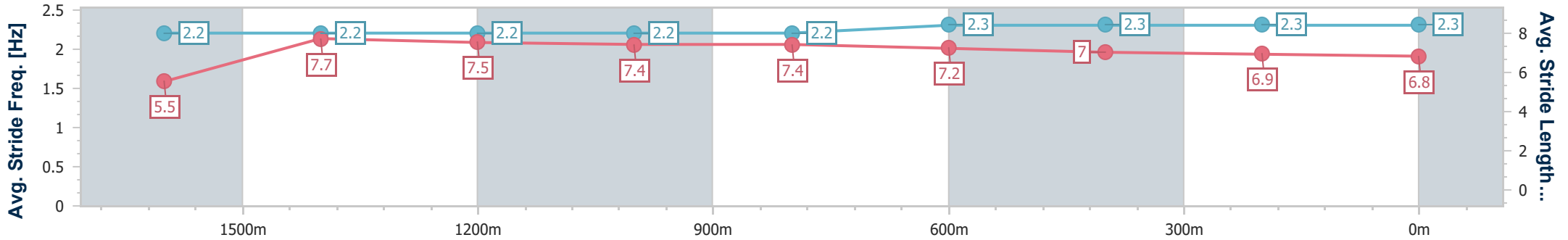
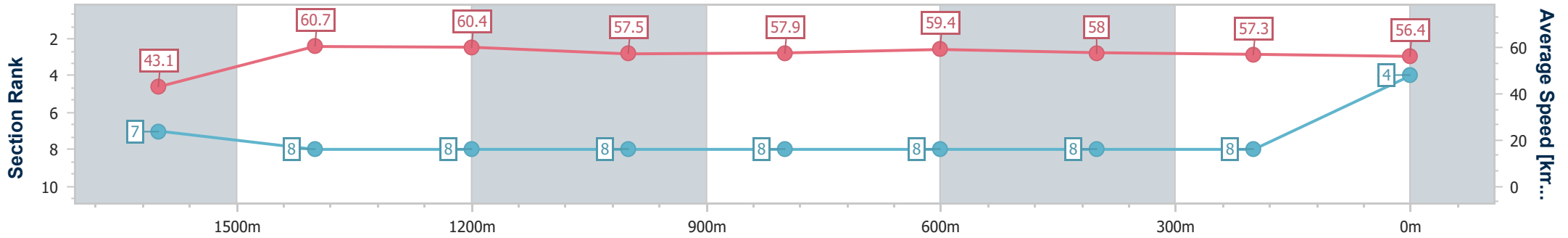
Horse/Jockey Name	Lady Parvati
Final Rank	4
Fastest Section Time (Section)	0:12.02 (1600m)
Top Speed [km/h] (Section)	64.8 (1600m)
Race State	Finished



Toowoomba QLD Professional  
 Race 7: TOOWOOMBA PLASTICS Maiden Handicap - 1890m  
 31 August 2024 - 20:55  
 Track Rating: Good 3, Weather: Hot, Rail Position: +5m Entire



Section	Overall	1600m	1400m	1200m	1000m	800m	600m	400m	200m
Section Times	2:03.67 [4] (0:24.25)	1:39.42 [7] (0:12.02)	1:27.40 [8] (0:12.31)	1:15.09 [8] (0:12.56)	1:02.53 [8] (0:12.45)	0:50.08 [8] (0:12.18)	0:37.90 [8] (0:12.48)	0:25.42 [8] (0:12.63)	0:12.79 [8] (0:12.79)
Average Speed [km/h]	43.1	60.7	60.4	57.5	57.9	59.4	58.0	57.3	56.4
Top Speed [km/h]	62.9	64.8	63.9	60.3	60.0	60.8	59.9	58.4	57.2
Avg. Dist. to Rail [m]	6.3	3.4	6.2	2.4	0.7	1.2	1.5	2.1	4.0
Avg. Stride Freq. [Hz]	2.2	2.2	2.2	2.2	2.2	2.3	2.3	2.3	2.3
Avg. Stride Length [m]	5.5	7.7	7.5	7.4	7.4	7.2	7.0	6.9	6.8



- [ ] Ranking at each section and finish
- .-.- No data available at this section
- NA No data available



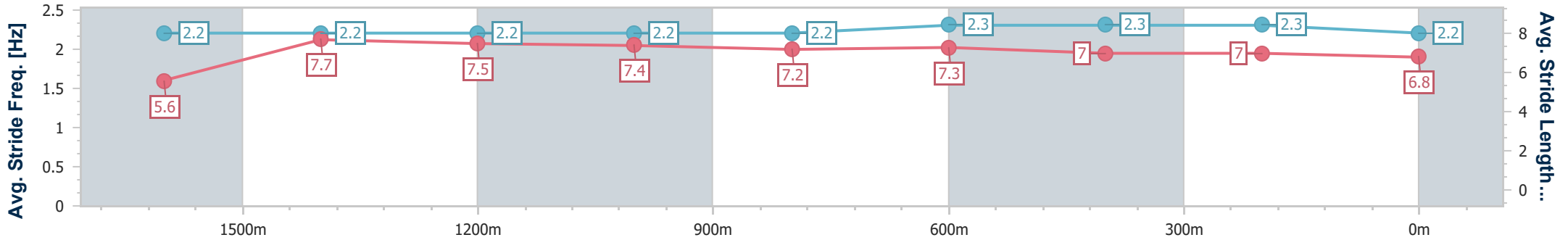
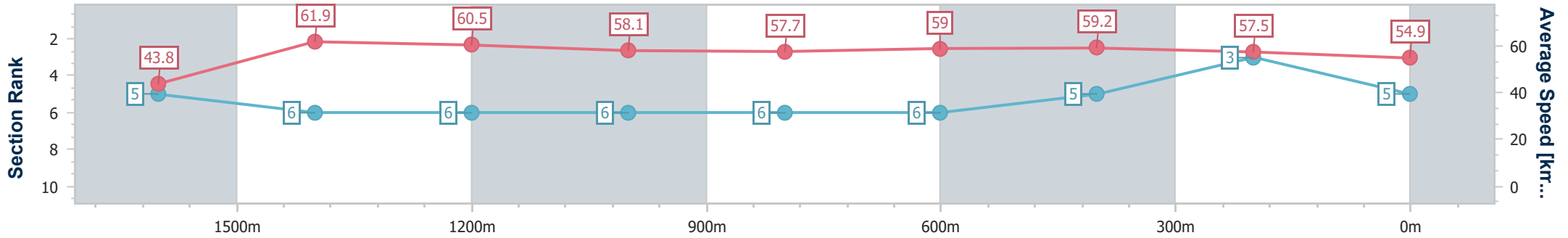
Horse/Jockey Name	Swift Son
Final Rank	5
Fastest Section Time (Section)	0:11.73 (1600m)
Top Speed [km/h] (Section)	63.8 (1600m)
Race State	Finished



Toowoomba QLD Professional  
 Race 7: TOOWOOMBA PLASTICS Maiden Handicap - 1890m  
 31 August 2024 - 20:55  
 Track Rating: Good 3, Weather: Hot, Rail Position: +5m Entire



Section	Overall	1600m	1400m	1200m	1000m	800m	600m	400m	200m
Section Times	2:03.68 [5] (0:24.02)	1:39.66 [5] (0:11.73)	1:27.93 [6] (0:12.23)	1:15.70 [6] (0:12.41)	1:03.29 [6] (0:12.67)	0:50.62 [6] (0:12.36)	0:38.26 [6] (0:12.49)	0:25.77 [5] (0:12.63)	0:13.14 [3] (0:13.14)
Average Speed [km/h]	43.8	61.9	60.5	58.1	57.7	59.0	59.2	57.5	54.9
Top Speed [km/h]	62.7	63.8	62.5	60.7	59.6	59.8	61.0	59.7	55.7
Avg. Dist. to Rail [m]	4.3	3.1	4.6	3.7	3.4	4.4	4.8	3.1	2.9
Avg. Stride Freq. [Hz]	2.2	2.2	2.2	2.2	2.2	2.3	2.3	2.3	2.2
Avg. Stride Length [m]	5.6	7.7	7.5	7.4	7.2	7.3	7.0	7.0	6.8



- [ ] Ranking at each section and finish
- .-.- No data available at this section
- NA No data available



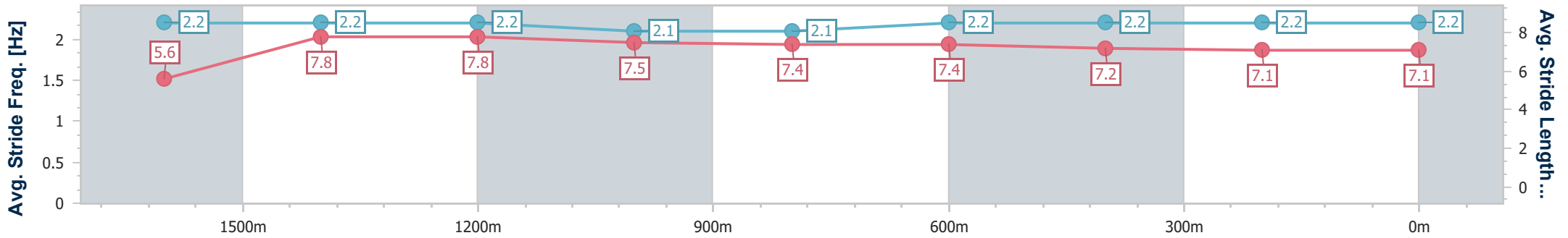
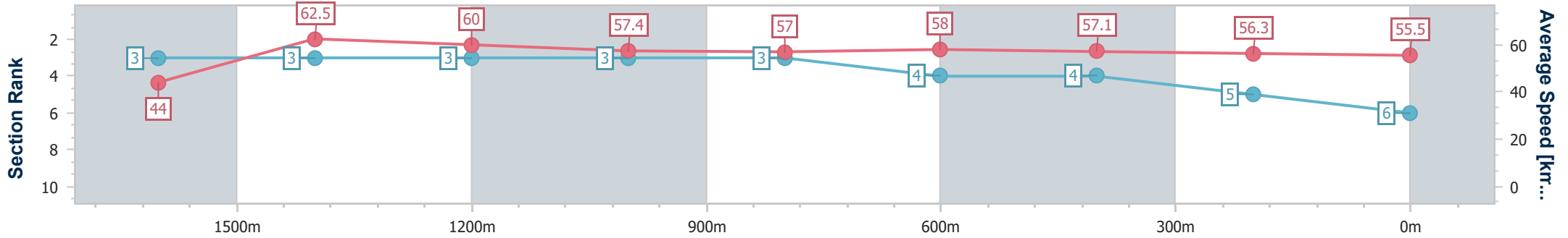
Horse/Jockey Name	Midnight Seas
Final Rank	6
Fastest Section Time (Section)	0:11.52 (1600m)
Top Speed [km/h] (Section)	63.7 (1600m)
Race State	Finished



Toowoomba QLD Professional  
 Race 7: TOOWOOMBA PLASTICS Maiden Handicap - 1890m  
 31 August 2024 - 20:55  
 Track Rating: Good 3, Weather: Hot, Rail Position: +5m Entire



Section	Overall	1600m	1400m	1200m	1000m	800m	600m	400m	200m
Section Times	2:03.71 [6] (0:23.91)	1:39.80 [3] (0:11.52)	1:28.28 [3] (0:12.10)	1:16.18 [3] (0:12.53)	1:03.65 [3] (0:12.71)	0:50.94 [3] (0:12.50)	0:38.44 [4] (0:12.63)	0:25.81 [4] (0:12.87)	0:12.94 [5] (0:12.94)
Average Speed [km/h]	44.0	62.5	60.0	57.4	57.0	58.0	57.1	56.3	55.5
Top Speed [km/h]	61.7	63.7	62.3	59.5	57.7	58.8	58.8	57.6	56.2
Avg. Dist. to Rail [m]	4.9	0.4	1.3	1.7	1.0	1.2	0.8	1.3	0.5
Avg. Stride Freq. [Hz]	2.2	2.2	2.2	2.1	2.1	2.2	2.2	2.2	2.2
Avg. Stride Length [m]	5.6	7.8	7.8	7.5	7.4	7.4	7.2	7.1	7.1



- [ ] Ranking at each section and finish
- .-.- No data available at this section
- NA No data available





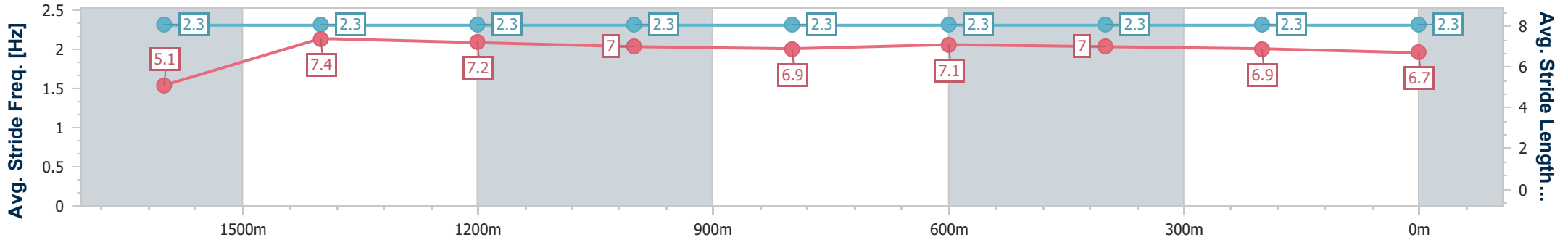
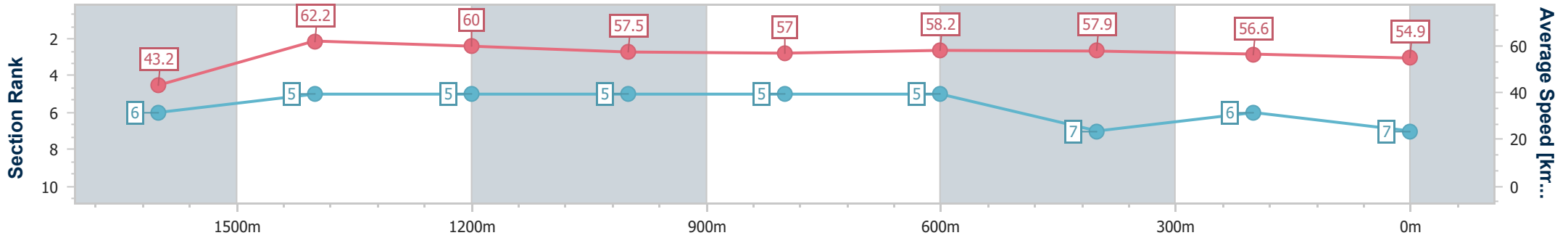
Horse/Jockey Name	Supidocharged
Final Rank	7
Fastest Section Time (Section)	0:11.62 (1600m)
Top Speed [km/h] (Section)	64.0 (1600m)
Race State	Finished



Toowoomba QLD Professional  
 Race 7: TOOWOOMBA PLASTICS Maiden Handicap - 1890m  
 31 August 2024 - 20:55  
 Track Rating: Good 3, Weather: Hot, Rail Position: +5m Entire



Section	Overall	1600m	1400m	1200m	1000m	800m	600m	400m	200m
Section Times	2:03.94 [7] (0:24.05)	1:39.89 [6] (0:11.62)	1:28.27 [5] (0:12.15)	1:16.12 [5] (0:12.56)	1:03.56 [5] (0:12.62)	0:50.94 [5] (0:12.41)	0:38.53 [5] (0:12.61)	0:25.92 [7] (0:12.77)	0:13.15 [6] (0:13.15)
Average Speed [km/h]	43.2	62.2	60.0	57.5	57.0	58.2	57.9	56.6	54.9
Top Speed [km/h]	62.4	64.0	62.0	60.2	58.5	58.8	59.8	57.8	55.5
Avg. Dist. to Rail [m]	4.9	1.0	2.5	1.7	1.0	0.5	2.5	2.0	1.8
Avg. Stride Freq. [Hz]	2.3	2.3	2.3	2.3	2.3	2.3	2.3	2.3	2.3
Avg. Stride Length [m]	5.1	7.4	7.2	7.0	6.9	7.1	7.0	6.9	6.7



- [ ] Ranking at each section and finish
- .-.- No data available at this section
- NA No data available



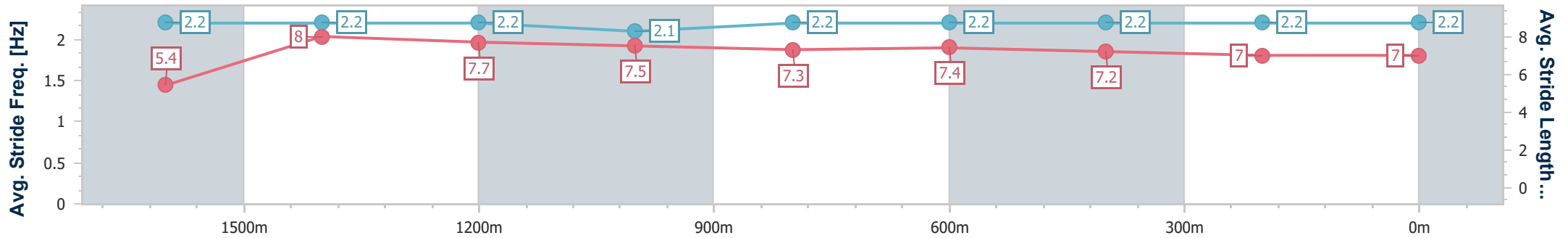
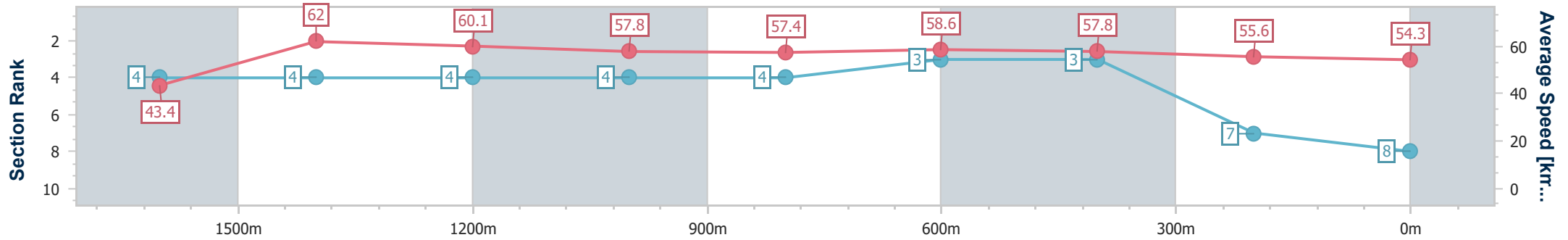
Horse/Jockey Name	Bramble Bay
Final Rank	8
Fastest Section Time (Section)	0:11.64 (1600m)
Top Speed [km/h] (Section)	63.7 (1600m)
Race State	Finished



Toowoomba QLD Professional  
 Race 7: TOOWOOMBA PLASTICS Maiden Handicap - 1890m  
 31 August 2024 - 20:55  
 Track Rating: Good 3, Weather: Hot, Rail Position: +5m Entire



Section	Overall	1600m	1400m	1200m	1000m	800m	600m	400m	200m
Section Times	2:04.15 [8] (0:23.91)	1:40.24 [4] (0:11.64)	1:28.60 [4] (0:12.16)	1:16.44 [4] (0:12.46)	1:03.98 [4] (0:12.69)	0:51.29 [4] (0:12.37)	0:38.92 [3] (0:12.66)	0:26.26 [3] (0:12.98)	0:13.28 [7] (0:13.28)
Average Speed [km/h]	43.4	62.0	60.1	57.8	57.4	58.6	57.8	55.6	54.3
Top Speed [km/h]	63.2	63.7	62.0	59.4	57.9	59.2	59.4	56.2	55.5
Avg. Dist. to Rail [m]	4.1	1.0	2.7	3.2	2.9	2.5	2.5	1.4	2.8
Avg. Stride Freq. [Hz]	2.2	2.2	2.2	2.1	2.2	2.2	2.2	2.2	2.2
Avg. Stride Length [m]	5.4	8.0	7.7	7.5	7.3	7.4	7.2	7.0	7.0



- [ ] Ranking at each section and finish
- .-.- No data available at this section
- NA No data available



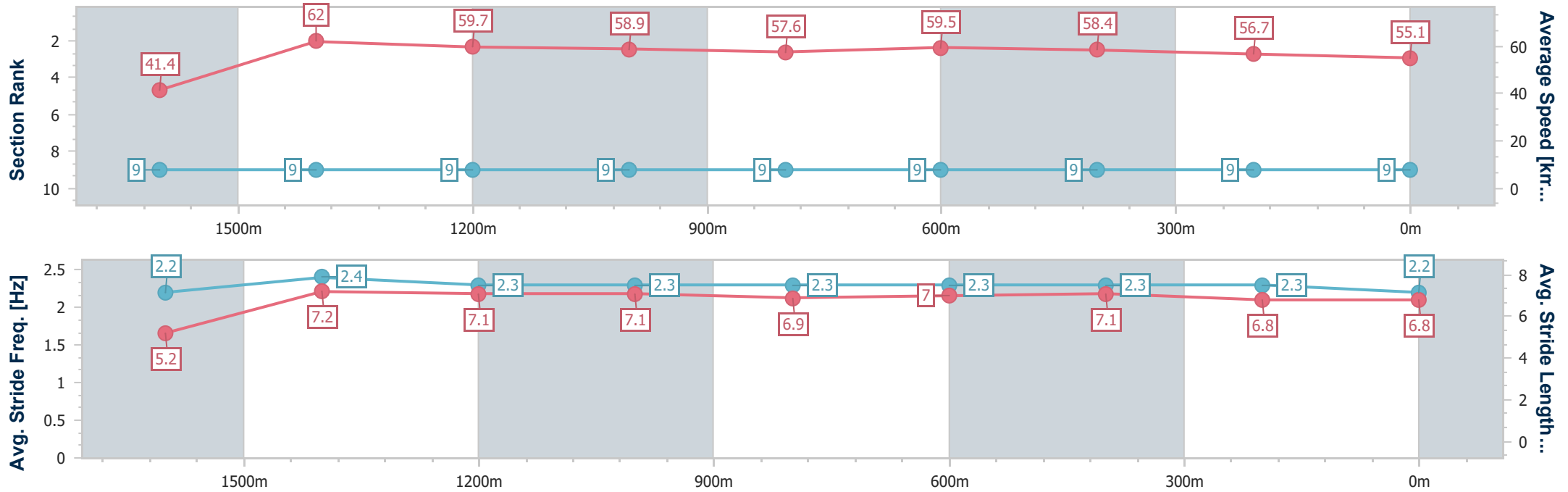
Horse/Jockey Name	More Success
Final Rank	9
Fastest Section Time (Section)	0:11.66 (1600m)
Top Speed [km/h] (Section)	63.6 (1600m)
Race State	Finished



Toowoomba QLD Professional  
 Race 7: TOOWOOMBA PLASTICS Maiden Handicap - 1890m  
 31 August 2024 - 20:55  
 Track Rating: Good 3, Weather: Hot, Rail Position: +5m Entire



Section	Overall	1600m	1400m	1200m	1000m	800m	600m	400m	200m
Section Times	2:04.23 [9] (0:25.02)	1:39.21 [9] (0:11.66)	1:27.55 [9] (0:12.21)	1:15.34 [9] (0:12.25)	1:03.09 [9] (0:12.62)	0:50.47 [9] (0:12.20)	0:38.27 [9] (0:12.48)	0:25.79 [9] (0:12.74)	0:13.05 [9] (0:13.05)
Average Speed [km/h]	41.4	62.0	59.7	58.9	57.6	59.5	58.4	56.7	55.1
Top Speed [km/h]	62.8	63.6	62.9	61.1	59.3	60.2	59.3	57.8	57.3
Avg. Dist. to Rail [m]	4.7	1.6	2.5	3.2	2.8	2.2	2.0	1.5	0.5
Avg. Stride Freq. [Hz]	2.2	2.4	2.3	2.3	2.3	2.3	2.3	2.3	2.2
Avg. Stride Length [m]	5.2	7.2	7.1	7.1	6.9	7.0	7.1	6.8	6.8



- [ ] Ranking at each section and finish
- .-.- No data available at this section
- NA No data available