



Sunshine Coast QLD Professional
Race 2: MARTIN COLLINS AUSTRALIA BENCHMARK 60 Handicap - 1600m
01 September 2024 - 13:50



Track Rating: Good 4, Weather: Fine, Rail Position: +7m Entire

Section		Overall	1400m	1200m	1000m	800m	600m	400m	Last 600m				
Field Times		1:36.78 (0:13.61)	1:23.17 (0:11.72)	1:11.45 (0:12.17)	0:59.28 (0:12.22)	0:47.06 (0:11.82)	0:35.24 (0:11.87)	0:23.37 (0:11.54)	0:35.24				
Rank	TAB Horse/Jockey	Barrier	Top Speed [km/h]	Fastest Section									Distance Travelled [m]
1	1 DARK CHILL Damien Thornton	3	65.4 400m	0:11.19 400m	1:36.78 [1] (0:13.97)	1:22.81 [4] (0:11.79)	1:11.02 [4] (0:12.11)	0:58.91 [4] (0:12.42)	0:46.49 [4] (0:11.97)	0:34.52 [4] (0:11.50)	0:23.02 [3] (0:11.19)	0:34.52	
2	8 DECEMBER DIAMOND Kyle Wilson-Taylor	10	63.5 400m	0:11.48 400m	1:37.27 [2] (0:13.61)	1:23.66 [1] (0:11.83)	1:11.83 [2] (0:12.22)	0:59.61 [2] (0:12.29)	0:47.32 [2] (0:12.03)	0:35.29 [2] (0:11.69)	0:23.60 [2] (0:11.48)	0:35.29	-4
3	3 SOKUDO Jackson Morris	1	64.9 Overall	0:11.46 400m	1:37.41 [3] (0:14.04)	1:23.37 [5] (0:11.83)	1:11.54 [5] (0:12.10)	0:59.44 [5] (0:12.51)	0:46.93 [5] (0:11.94)	0:34.99 [5] (0:11.58)	0:23.41 [5] (0:11.46)	0:34.99	-5
4	6 WINTER'S PROMISE Andrew Mallyon	2	63.9 400m	0:11.50 400m	1:37.50 [4] (0:13.73)	1:23.77 [2] (0:11.92)	1:11.85 [3] (0:12.17)	0:59.68 [3] (0:12.30)	0:47.38 [3] (0:12.05)	0:35.33 [3] (0:11.76)	0:23.57 [4] (0:11.50)	0:35.33	-5
5	10 SAYS WHO Nathan Thomas	5	64.3 400m	0:11.36 400m	1:37.61 [5] (0:14.41)	1:23.20 [7] (0:11.93)	1:11.27 [7] (0:12.08)	0:59.19 [7] (0:12.51)	0:46.68 [7] (0:11.63)	0:35.05 [6] (0:11.54)	0:23.51 [6] (0:11.36)	0:35.05	-2
6	2 PENDING Robbie Dolan	7	65.7 400m	0:11.31 400m	1:37.75 [6] (0:14.45)	1:23.30 [9] (0:11.98)	1:11.32 [8] (0:12.19)	0:59.13 [10] (0:12.55)	0:46.58 [10] (0:11.57)	0:35.01 [8] (0:11.47)	0:23.54 [8] (0:11.31)	0:35.01	-2
7	4 CRYPTO CURRENCY Brodie Moffat	4	64.9 1400m	0:11.56 1400m	1:37.98 [7] (0:13.77)	1:24.21 [3] (0:11.56)	1:12.65 [1] (0:12.17)	1:00.48 [1] (0:12.22)	0:48.26 [1] (0:11.82)	0:36.44 [1] (0:11.87)	0:24.57 [1] (0:11.80)	0:36.44	-10
8	5 ROCKED Chris Meehan	6	64.0 600m	0:11.57 600m	1:38.21 [8] (0:14.17)	1:24.04 [6] (0:12.02)	1:12.02 [6] (0:12.11)	0:59.91 [6] (0:12.48)	0:47.43 [6] (0:11.82)	0:35.61 [7] (0:11.57)	0:24.04 [7] (0:11.66)	0:35.61	-2
9	7 FLIC EN FLAC James Orman	8	65.2 600m	0:11.48 600m	1:38.57 [9] (0:14.45)	1:24.12 [8] (0:12.15)	1:11.97 [9] (0:11.89)	1:00.08 [8] (0:12.49)	0:47.59 [8] (0:11.78)	0:35.81 [9] (0:11.48)	0:24.33 [9] (0:11.53)	0:35.81	+4
10	9 STAR CHANCE Karl Zechner	9	64.2 600m	0:11.47 600m	1:38.78 [10] (0:14.53)	1:24.25 [10] (0:12.09)	1:12.16 [10] (0:11.92)	1:00.24 [9] (0:12.58)	0:47.66 [9] (0:11.77)	0:35.89 [10] (0:11.47)	0:24.42 [10] (0:11.70)	0:35.89	-1

[] Ranking at each section and finish
 -:-:- No data available at this section
 NA No data available

SCN Saddle cloth number
 DNF Did not finish
 DNT Did not track



Sunshine Coast QLD Professional

Race 2: MARTIN COLLINS AUSTRALIA BENCHMARK 60 Handicap - 1600m

01 September 2024 - 13:50



Track Rating: Good 4, Weather: Fine, Rail Position: +7m Entire

Section				200m				Last 600m	
Field Times				0:11.83 (0:11.83)				0:35.24	
Rank	TAB	Horse/Jockey	Barrier	Top Speed [km/h]	Fastest Section	Margin			Distance Travelled [m]
1	1	DARK CHILL Damien Thornton	3	65.4 400m	0:11.19 400m	0:11.83 [1] (0:11.83)	1:36.78		0:34.52
2	8	DECEMBER DIAMOND Kyle Wilson-Taylor	10	63.5 400m	0:11.48 400m	0:12.12 [2] (0:12.12)	2.8L		0:35.29 -4
3	3	SOKUDO Jackson Morris	1	64.9 Overall	0:11.46 400m	0:11.95 [5] (0:11.95)	3.6L		0:34.99 -5
4	6	WINTER'S PROMISE Andrew Mallyon	2	63.9 400m	0:11.50 400m	0:12.07 [4] (0:12.07)	4L		0:35.33 -5
5	10	SAYS WHO Nathan Thomas	5	64.3 400m	0:11.36 400m	0:12.15 [6] (0:12.15)	4.5L		0:35.05 -2
6	2	PENDING Robbie Dolan	7	65.7 400m	0:11.31 400m	0:12.23 [7] (0:12.23)	5.3L		0:35.01 -2
7	4	CRYPTO CURRENCY Brodie Moffat	4	64.9 1400m	0:11.56 1400m	0:12.77 [3] (0:12.77)	6.6L		0:36.44 -10
8	5	ROCKED Chris Meehan	6	64.0 600m	0:11.57 600m	0:12.38 [9] (0:12.38)	7.9L		0:35.61 -2
9	7	FLIC EN FLAC James Orman	8	65.2 600m	0:11.48 600m	0:12.80 [8] (0:12.80)	9.9L		0:35.81 +4
10	9	STAR CHANCE Karl Zechner	9	64.2 600m	0:11.47 600m	0:12.72 [10] (0:12.72)	10.9L		0:35.89 -1

[] Ranking at each section and finish
 -:-:- No data available at this section
 NA No data available

SCN Saddle cloth number
 DNF Did not finish
 DNT Did not track



Horse/Jockey Name	Dark Chill
Final Rank	1
Fastest Section Time (Section)	0:11.19 (400m)
Top Speed [km/h] (Section)	65.4 (400m)
Race State	Finished



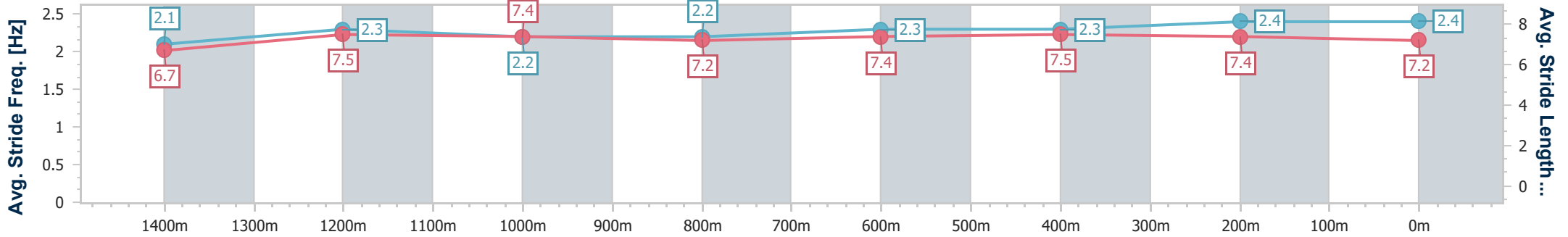
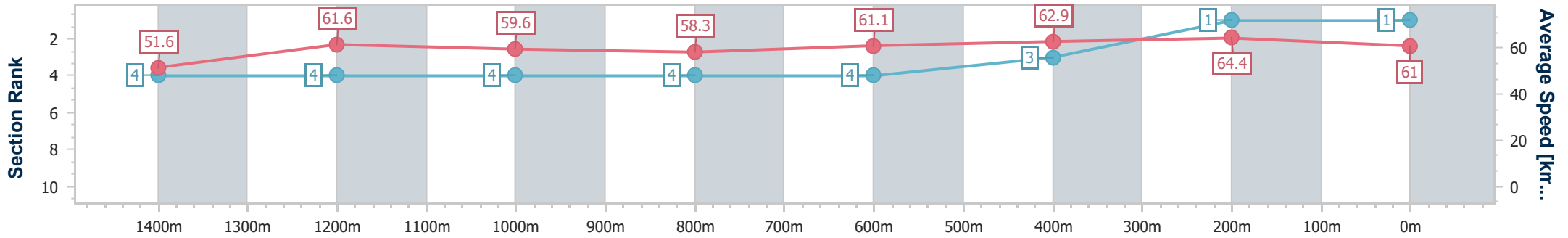
Sunshine Coast QLD Professional
 Race 2: MARTIN COLLINS AUSTRALIA BENCHMARK 60
 Handicap - 1600m



01 September 2024 - 13:50

Track Rating: Good 4, Weather: Fine, Rail Position: +7m Entire

Section	Overall	1400m	1200m	1000m	800m	600m	400m	200m
Section Times	1:36.78 [1] (0:13.97)	1:22.81 [4] (0:11.79)	1:11.02 [4] (0:12.11)	0:58.91 [4] (0:12.42)	0:46.49 [4] (0:11.97)	0:34.52 [4] (0:11.50)	0:23.02 [3] (0:11.19)	0:11.83 [1] (0:11.83)
Average Speed [km/h]	51.6	61.6	59.6	58.3	61.1	62.9	64.4	61.0
Top Speed [km/h]	61.8	64.3	60.7	61.1	61.6	64.4	65.4	63.6
Avg. Dist. to Rail [m]	3.2	3.3	3.2	2.9	2.1	1.5	1.8	3.0
Avg. Stride Freq. [Hz]	2.1	2.3	2.2	2.2	2.3	2.3	2.4	2.4
Avg. Stride Length [m]	6.7	7.5	7.4	7.2	7.4	7.5	7.4	7.2



- [] Ranking at each section and finish
- .-.- No data available at this section
- NA No data available



Horse/Jockey Name	December Diamond
Final Rank	2
Fastest Section Time (Section)	0:11.48 (400m)
Top Speed [km/h] (Section)	63.5 (400m)
Race State	Finished



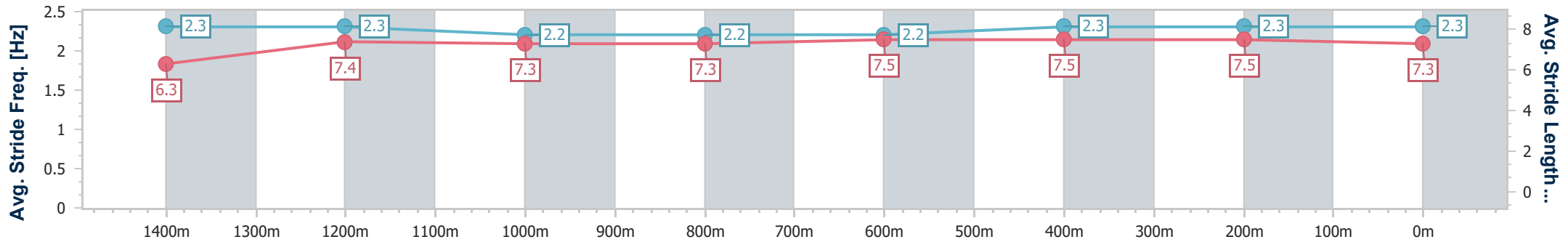
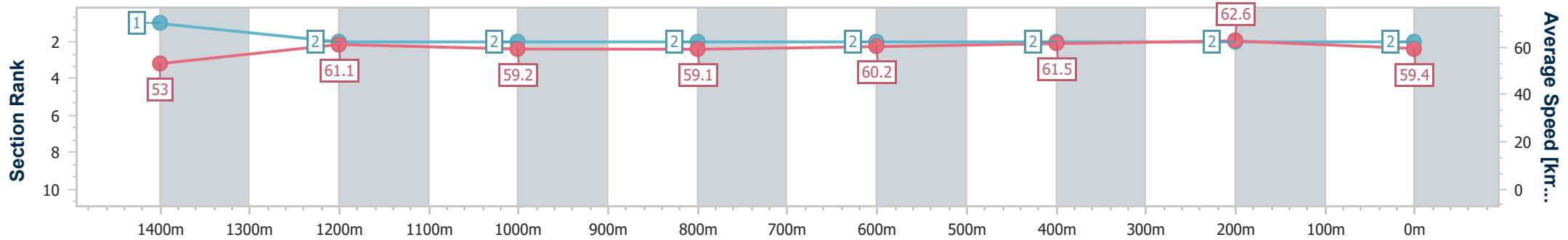
Sunshine Coast QLD Professional
Race 2: MARTIN COLLINS AUSTRALIA BENCHMARK 60
Handicap - 1600m



01 September 2024 - 13:50

Track Rating: Good 4, Weather: Fine, Rail Position: +7m Entire

Section	Overall	1400m	1200m	1000m	800m	600m	400m	200m					
Section Times	1:37.27 [2] (0:13.61)	1:23.66 [1] (0:11.83)	1:11.83 [2] (0:12.22)	0:59.61 [2] (0:12.29)	0:47.32 [2] (0:12.03)	0:35.29 [2] (0:11.69)	0:23.60 [2] (0:11.48)	0:12.12 [2] (0:12.12)					
Average Speed [km/h]	53.0	61.1	59.2	59.1	60.2	61.5	62.6	59.4					
Top Speed [km/h]	63.1	63.0	60.5	61.9	61.8	62.4	63.5	61.9					
Avg. Dist. to Rail [m]	6.9	3.5	2.7	2.6	0.9	0.3	0.4	0.9					
Avg. Stride Freq. [Hz]	2.3	2.3	2.2	2.2	2.2	2.3	2.3	2.3					
Avg. Stride Length [m]	6.3	7.4	7.3	7.3	7.5	7.5	7.5	7.3					



- [] Ranking at each section and finish
- .-.- No data available at this section
- NA No data available



Horse/Jockey Name	Sokudo
Final Rank	3
Fastest Section Time (Section)	0:11.46 (400m)
Top Speed [km/h] (Section)	64.9 (Overall)
Race State	Finished



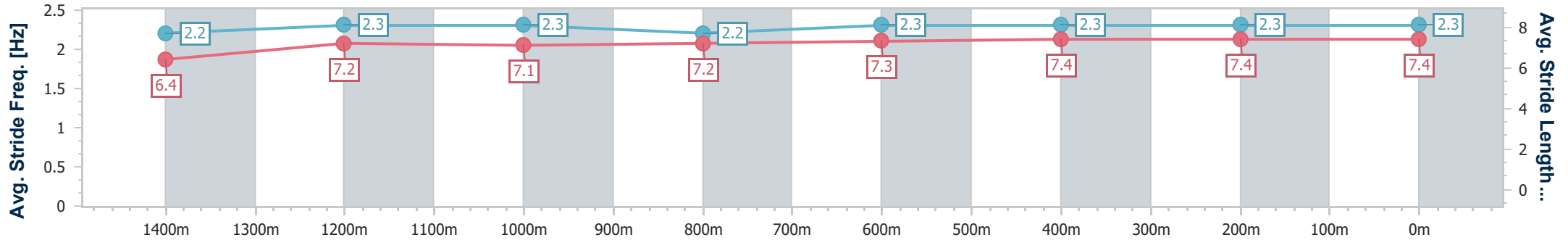
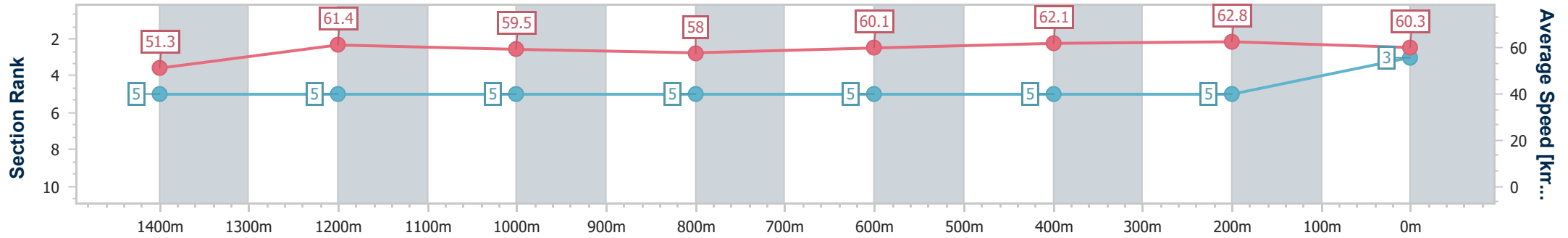
Sunshine Coast QLD Professional
 Race 2: MARTIN COLLINS AUSTRALIA BENCHMARK 60
 Handicap - 1600m



01 September 2024 - 13:50

Track Rating: Good 4, Weather: Fine, Rail Position: +7m Entire

Section	Overall	1400m	1200m	1000m	800m	600m	400m	200m						
Section Times	1:37.41 [3] (0:14.04)	1:23.37 [5] (0:11.83)	1:11.54 [5] (0:12.10)	0:59.44 [5] (0:12.51)	0:46.93 [5] (0:11.94)	0:34.99 [5] (0:11.58)	0:23.41 [5] (0:11.46)	0:11.95 [5] (0:11.95)						
Average Speed [km/h]	51.3	61.4	59.5	58.0	60.1	62.1	62.8	60.3						
Top Speed [km/h]	64.9	62.7	62.7	59.1	61.2	63.4	63.6	62.7						
Avg. Dist. to Rail [m]	1.9	2.2	2.0	1.8	0.8	0.5	2.6	4.4						
Avg. Stride Freq. [Hz]	2.2	2.3	2.3	2.2	2.3	2.3	2.3	2.3						
Avg. Stride Length [m]	6.4	7.2	7.1	7.2	7.3	7.4	7.4	7.4						



- [] Ranking at each section and finish
- .-.- No data available at this section
- NA No data available



Horse/Jockey Name	Winter's Promise
Final Rank	4
Fastest Section Time (Section)	0:11.50 (400m)
Top Speed [km/h] (Section)	63.9 (400m)
Race State	Finished



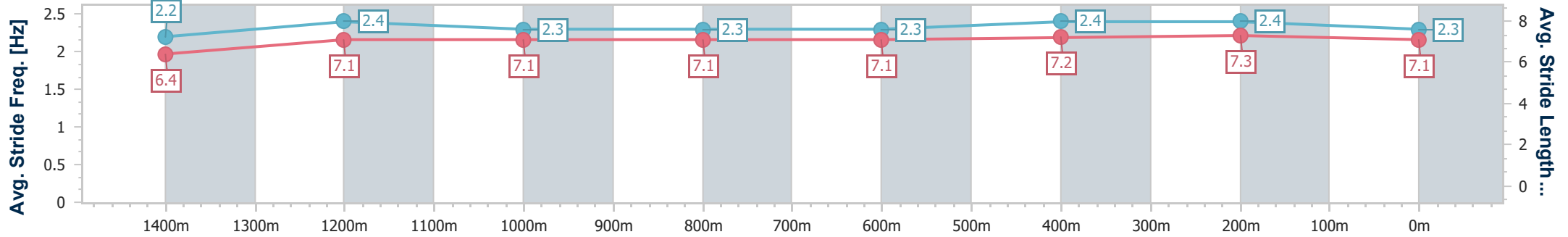
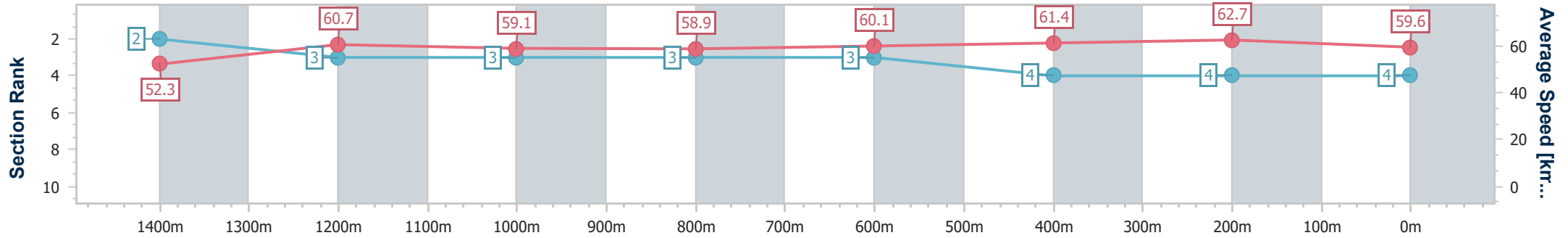
Sunshine Coast QLD Professional
 Race 2: MARTIN COLLINS AUSTRALIA BENCHMARK 60
 Handicap - 1600m



01 September 2024 - 13:50

Track Rating: Good 4, Weather: Fine, Rail Position: +7m Entire

Section	Overall	1400m	1200m	1000m	800m	600m	400m	200m
Section Times	1:37.50 [4] (0:13.73)	1:23.77 [2] (0:11.92)	1:11.85 [3] (0:12.17)	0:59.68 [3] (0:12.30)	0:47.38 [3] (0:12.05)	0:35.33 [3] (0:11.76)	0:23.57 [4] (0:11.50)	0:12.07 [4] (0:12.07)
Average Speed [km/h]	52.3	60.7	59.1	58.9	60.1	61.4	62.7	59.6
Top Speed [km/h]	62.9	62.2	60.7	63.0	61.6	63.7	63.9	61.5
Avg. Dist. to Rail [m]	2.5	1.1	1.1	0.6	1.6	0.8	2.7	3.3
Avg. Stride Freq. [Hz]	2.2	2.4	2.3	2.3	2.3	2.4	2.4	2.3
Avg. Stride Length [m]	6.4	7.1	7.1	7.1	7.1	7.2	7.3	7.1



- [] Ranking at each section and finish
- .-.- No data available at this section
- NA No data available



Horse/Jockey Name	Says Who
Final Rank	5
Fastest Section Time (Section)	0:11.36 (400m)
Top Speed [km/h] (Section)	64.3 (400m)
Race State	Finished



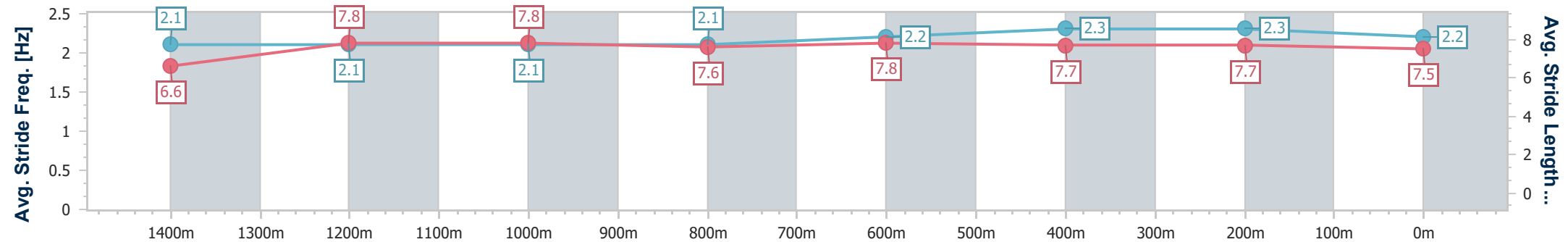
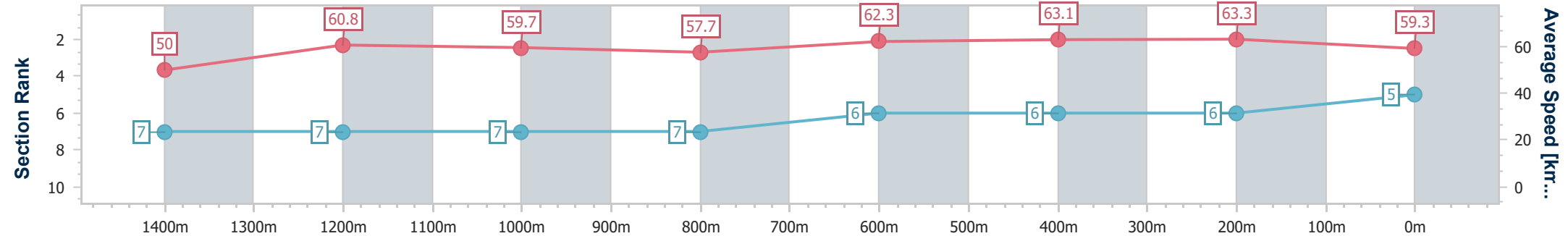
Sunshine Coast QLD Professional
Race 2: MARTIN COLLINS AUSTRALIA BENCHMARK 60
Handicap - 1600m



01 September 2024 - 13:50

Track Rating: Good 4, Weather: Fine, Rail Position: +7m Entire

Section	Overall	1400m	1200m	1000m	800m	600m	400m	200m						
Section Times	1:37.61 [5] (0:14.41)	1:23.20 [7] (0:11.93)	1:11.27 [7] (0:12.08)	0:59.19 [7] (0:12.51)	0:46.68 [7] (0:11.63)	0:35.05 [6] (0:11.54)	0:23.51 [6] (0:11.36)	0:12.15 [6] (0:12.15)						
Average Speed [km/h]	50.0	60.8	59.7	57.7	62.3	63.1	63.3	59.3						
Top Speed [km/h]	61.7	61.6	61.1	60.9	63.9	63.7	64.3	62.1						
Avg. Dist. to Rail [m]	3.6	3.2	2.4	1.6	0.7	2.1	4.3	5.0						
Avg. Stride Freq. [Hz]	2.1	2.1	2.1	2.1	2.2	2.3	2.3	2.2						
Avg. Stride Length [m]	6.6	7.8	7.8	7.6	7.8	7.7	7.7	7.5						



- [] Ranking at each section and finish
- .-.- No data available at this section
- NA No data available



Horse/Jockey Name	Pending
Final Rank	6
Fastest Section Time (Section)	0:11.31 (400m)
Top Speed [km/h] (Section)	65.7 (400m)
Race State	Finished



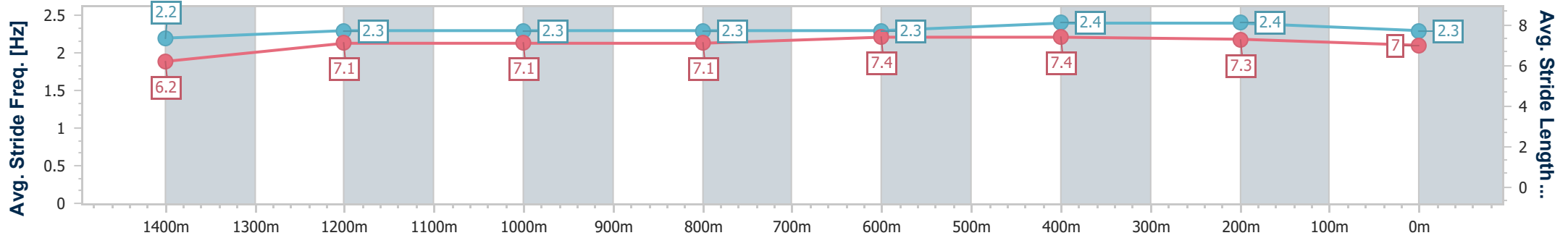
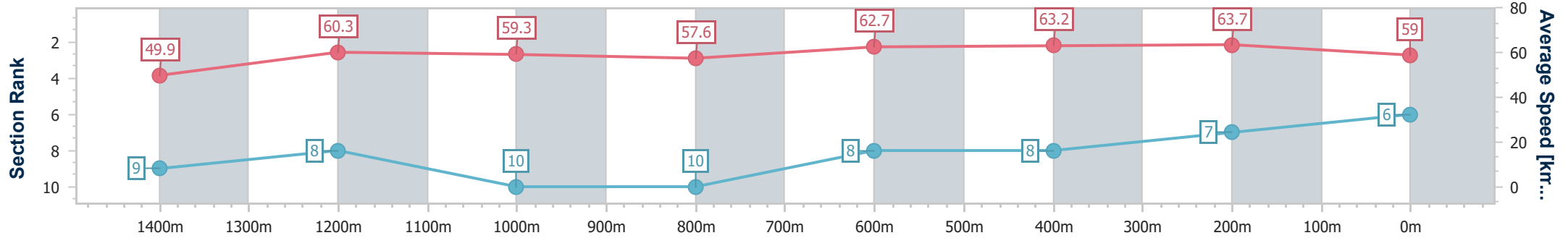
Sunshine Coast QLD Professional
 Race 2: MARTIN COLLINS AUSTRALIA BENCHMARK 60
 Handicap - 1600m



01 September 2024 - 13:50

Track Rating: Good 4, Weather: Fine, Rail Position: +7m Entire

Section	Overall	1400m	1200m	1000m	800m	600m	400m	200m					
Section Times	1:37.75 [6] (0:14.45)	1:23.30 [9] (0:11.98)	1:11.32 [8] (0:12.19)	0:59.13 [10] (0:12.55)	0:46.58 [10] (0:11.57)	0:35.01 [8] (0:11.47)	0:23.54 [8] (0:11.31)	0:12.23 [7] (0:12.23)					
Average Speed [km/h]	49.9	60.3	59.3	57.6	62.7	63.2	63.7	59.0					
Top Speed [km/h]	62.0	61.7	60.8	60.3	64.9	64.8	65.7	62.6					
Avg. Dist. to Rail [m]	4.9	2.6	2.1	1.3	1.2	1.8	2.9	3.4					
Avg. Stride Freq. [Hz]	2.2	2.3	2.3	2.3	2.3	2.4	2.4	2.3					
Avg. Stride Length [m]	6.2	7.1	7.1	7.1	7.4	7.4	7.3	7.0					



- [] Ranking at each section and finish
- .-.- No data available at this section
- NA No data available



Horse/Jockey Name	Crypto Currency
Final Rank	7
Fastest Section Time (Section)	0:11.56 (1400m)
Top Speed [km/h] (Section)	64.9 (1400m)
Race State	Finished



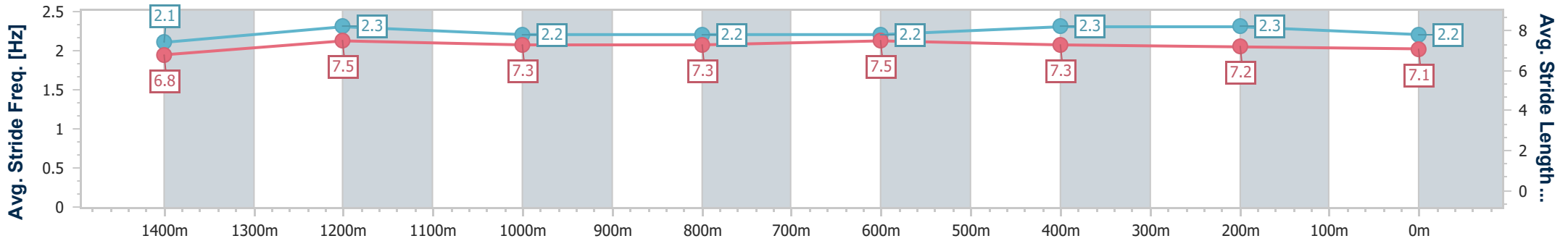
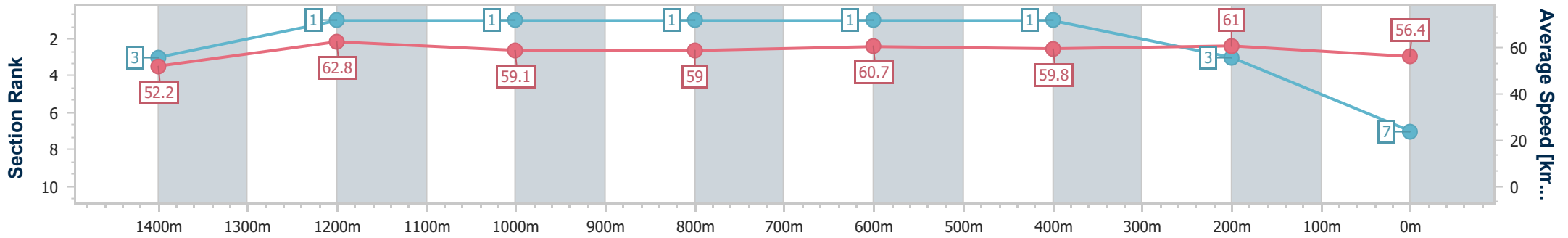
Sunshine Coast QLD Professional
 Race 2: MARTIN COLLINS AUSTRALIA BENCHMARK 60
 Handicap - 1600m



01 September 2024 - 13:50

Track Rating: Good 4, Weather: Fine, Rail Position: +7m Entire

Section	Overall	1400m	1200m	1000m	800m	600m	400m	200m
Section Times	1:37.98 [7] (0:13.77)	1:24.21 [3] (0:11.56)	1:12.65 [1] (0:12.17)	1:00.48 [1] (0:12.22)	0:48.26 [1] (0:11.82)	0:36.44 [1] (0:11.87)	0:24.57 [1] (0:11.80)	0:12.77 [3] (0:12.77)
Average Speed [km/h]	52.2	62.8	59.1	59.0	60.7	59.8	61.0	56.4
Top Speed [km/h]	63.4	64.9	60.8	60.5	61.2	61.7	62.0	59.5
Avg. Dist. to Rail [m]	3.9	2.5	1.6	0.9	0.9	1.9	1.2	0.4
Avg. Stride Freq. [Hz]	2.1	2.3	2.2	2.2	2.2	2.3	2.3	2.2
Avg. Stride Length [m]	6.8	7.5	7.3	7.3	7.5	7.3	7.2	7.1



- [] Ranking at each section and finish
- .-.- No data available at this section
- NA No data available



Horse/Jockey Name	Rocked
Final Rank	8
Fastest Section Time (Section)	0:11.57 (600m)
Top Speed [km/h] (Section)	64.0 (600m)
Race State	Finished



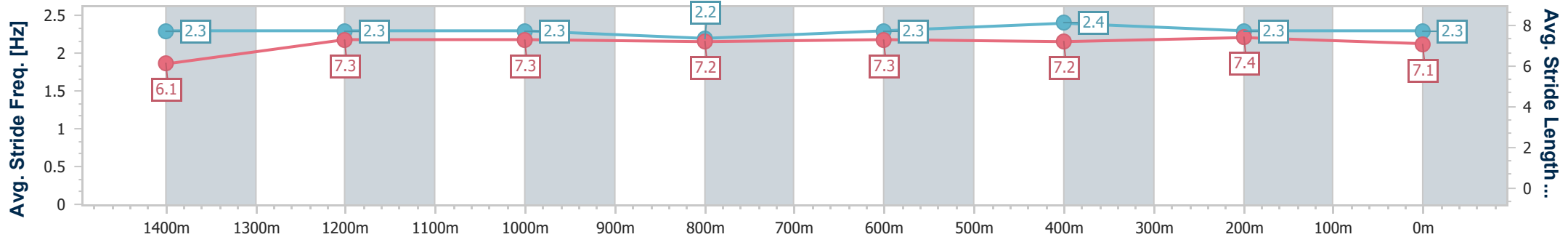
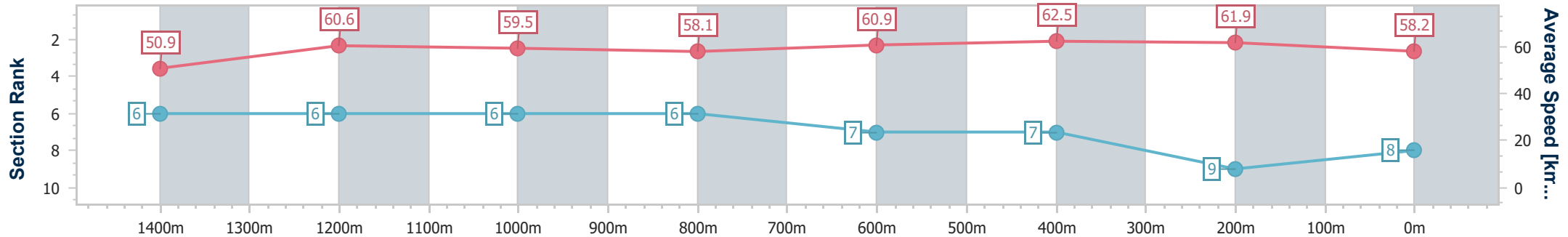
Sunshine Coast QLD Professional
Race 2: MARTIN COLLINS AUSTRALIA BENCHMARK 60
Handicap - 1600m



01 September 2024 - 13:50

Track Rating: Good 4, Weather: Fine, Rail Position: +7m Entire

Section	Overall	1400m	1200m	1000m	800m	600m	400m	200m
Section Times	1:38.21 [8] (0:14.17)	1:24.04 [6] (0:12.02)	1:12.02 [6] (0:12.11)	0:59.91 [6] (0:12.48)	0:47.43 [6] (0:11.82)	0:35.61 [7] (0:11.57)	0:24.04 [7] (0:11.66)	0:12.38 [9] (0:12.38)
Average Speed [km/h]	50.9	60.6	59.5	58.1	60.9	62.5	61.9	58.2
Top Speed [km/h]	61.3	61.0	60.7	60.2	63.8	64.0	63.7	60.4
Avg. Dist. to Rail [m]	6.0	4.2	3.4	2.6	0.4	1.5	4.3	5.3
Avg. Stride Freq. [Hz]	2.3	2.3	2.3	2.2	2.3	2.4	2.3	2.3
Avg. Stride Length [m]	6.1	7.3	7.3	7.2	7.3	7.2	7.4	7.1



- [] Ranking at each section and finish
- .-.- No data available at this section
- NA No data available



Horse/Jockey Name	Flic En Flac
Final Rank	9
Fastest Section Time (Section)	0:11.48 (600m)
Top Speed [km/h] (Section)	65.2 (600m)
Race State	Finished



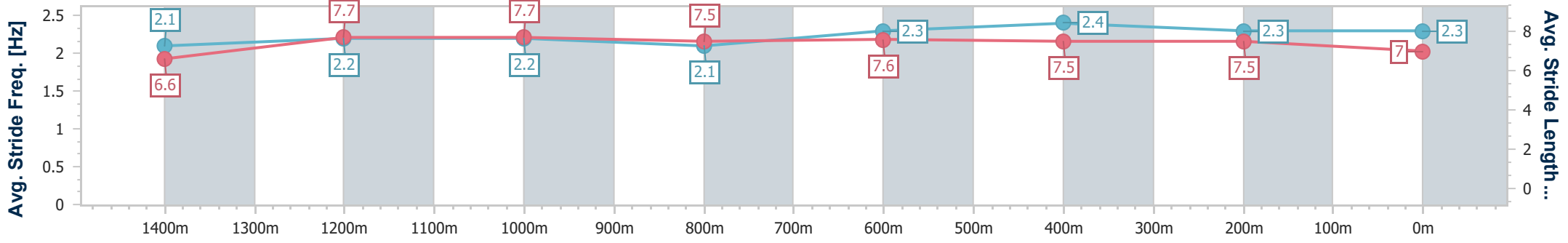
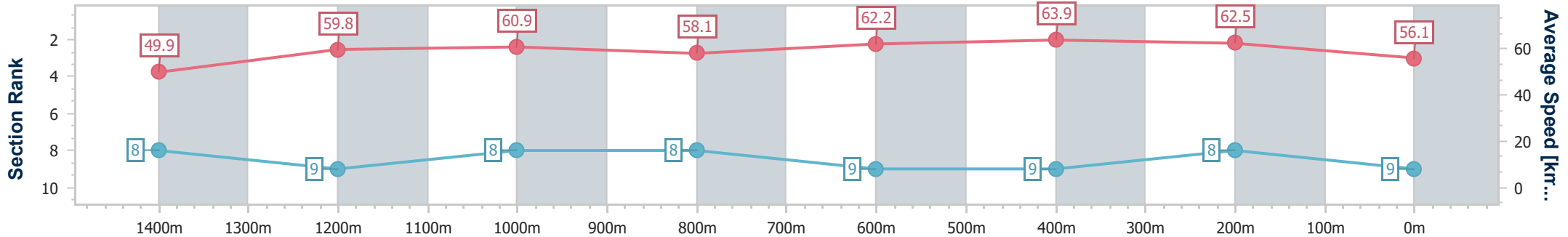
Sunshine Coast QLD Professional
Race 2: MARTIN COLLINS AUSTRALIA BENCHMARK 60
Handicap - 1600m



01 September 2024 - 13:50

Track Rating: Good 4, Weather: Fine, Rail Position: +7m Entire

Section	Overall	1400m	1200m	1000m	800m	600m	400m	200m					
Section Times	1:38.57 [9] (0:14.45)	1:24.12 [8] (0:12.15)	1:11.97 [9] (0:11.89)	1:00.08 [8] (0:12.49)	0:47.59 [8] (0:11.78)	0:35.81 [9] (0:11.48)	0:24.33 [9] (0:11.53)	0:12.80 [8] (0:12.80)					
Average Speed [km/h]	49.9	59.8	60.9	58.1	62.2	63.9	62.5	56.1					
Top Speed [km/h]	60.9	61.6	62.7	60.6	64.6	65.2	64.4	59.8					
Avg. Dist. to Rail [m]	6.3	4.3	3.4	2.6	2.7	3.7	5.9	6.4					
Avg. Stride Freq. [Hz]	2.1	2.2	2.2	2.1	2.3	2.4	2.3	2.3					
Avg. Stride Length [m]	6.6	7.7	7.7	7.5	7.6	7.5	7.5	7.0					



- [] Ranking at each section and finish
- .-.- No data available at this section
- NA No data available



Horse/Jockey Name	Star Chance
Final Rank	10
Fastest Section Time (Section)	0:11.47 (600m)
Top Speed [km/h] (Section)	64.2 (600m)
Race State	Finished



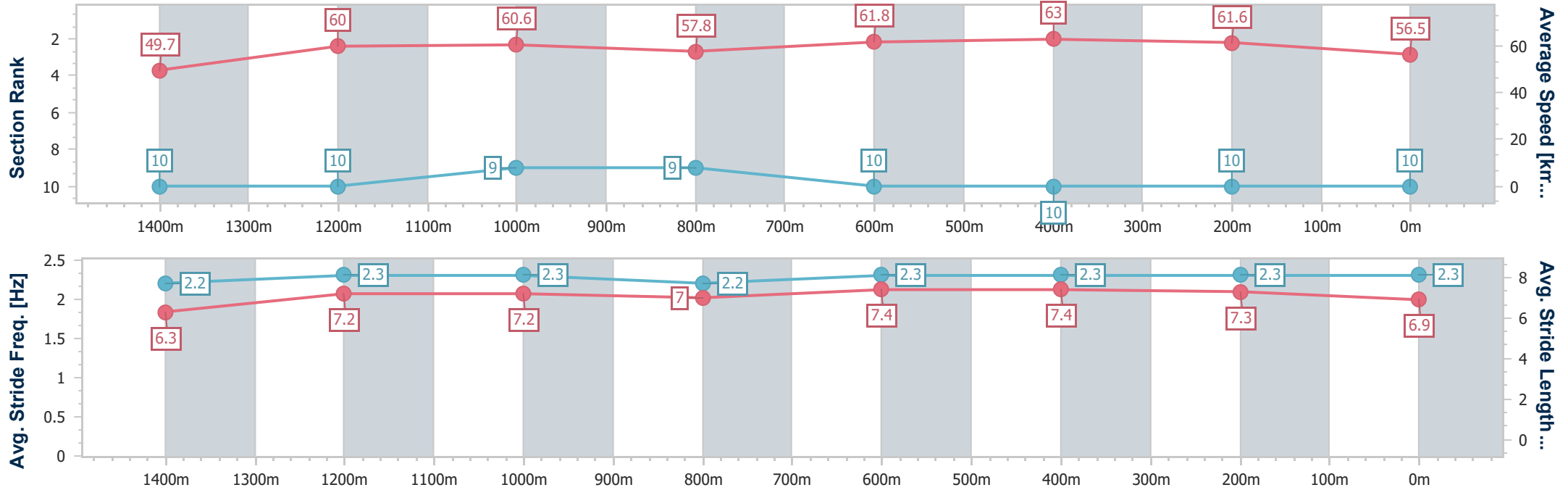
Sunshine Coast QLD Professional
 Race 2: MARTIN COLLINS AUSTRALIA BENCHMARK 60
 Handicap - 1600m



01 September 2024 - 13:50

Track Rating: Good 4, Weather: Fine, Rail Position: +7m Entire

Section	Overall	1400m	1200m	1000m	800m	600m	400m	200m
Section Times	1:38.78 [10] (0:14.53)	1:24.25 [10] (0:12.09)	1:12.16 [10] (0:11.92)	1:00.24 [9] (0:12.58)	0:47.66 [9] (0:11.77)	0:35.89 [10] (0:11.47)	0:24.42 [10] (0:11.70)	0:12.72 [10] (0:12.72)
Average Speed [km/h]	49.7	60.0	60.6	57.8	61.8	63.0	61.6	56.5
Top Speed [km/h]	60.2	62.2	62.5	59.1	64.1	64.2	62.6	60.5
Avg. Dist. to Rail [m]	7.0	4.2	2.9	2.9	1.8	0.9	4.1	6.3
Avg. Stride Freq. [Hz]	2.2	2.3	2.3	2.2	2.3	2.3	2.3	2.3
Avg. Stride Length [m]	6.3	7.2	7.2	7.0	7.4	7.4	7.3	6.9



- [] Ranking at each section and finish
- .-.- No data available at this section
- NA No data available