



Sunshine Coast QLD Professional
Race 6: DRESSAGE QLD Fillies and Mares BENCHMARK 60 Handicap - 1000m
01 September 2024 - 16:10



Track Rating: Good 4, Weather: Fine, Rail Position: +7m Entire

| Section | | | | Overall | 800m | 600m | 400m | 200m | Last 600m | | | | |
|-------------|-----|---|---------|----------------------|----------------------|---------------------------|---------------------------|---------------------------|---------------------------|---------------------------|---------|------------------------|----|
| Field Times | | | | 0:57.30 (0:12.91) | 0:44.39 (0:10.22) | 0:34.17 (0:10.94) | 0:23.23 (0:11.40) | 0:11.83 (0:11.83) | 0:34.17 | | | | |
| Rank | TAB | Horse/Jockey | Barrier | Top Speed [km/h] | Fastest Section | Margin | | | | | | Distance Travelled [m] | |
| 1 | 3 | SUPER DAISY Paul Hamblin | 11 | 72.5 Overall | 0:10.47 800m | 0:57.30 [1] (0:13.04) | 0:44.26 [3] (0:10.47) | 0:33.79 [2] (0:11.06) | 0:22.73 [4] (0:11.00) | 0:11.73 [3] (0:11.73) | 0:57.30 | 0:33.79 | |
| 2 | 11 | SOOBLOND Corey Sutherland | 10 | 70.6 Overall | 0:10.70 800m | 0:57.62 [2] (0:13.19) | 0:44.43 [5] (0:10.70) | 0:33.73 [5] (0:10.93) | 0:22.80 [5] (0:10.98) | 0:11.82 [5] (0:11.82) | 1.8L | 0:33.73 | +3 |
| 3 | 8 | ASHILLA Nathan Thomas | 1 | 70.9 800m | 0:10.32 800m | 0:57.79 [3] (0:13.19) | 0:44.60 [4] (0:10.32) | 0:34.28 [2] (0:10.90) | 0:23.38 [2] (0:11.32) | 0:12.06 [4] (0:12.06) | 2.6L | 0:34.28 | +2 |
| 4 | 2 | ADALIE Chelsea Baker | 2 | 71.1 Overall | 0:10.58 800m | 0:57.85 [4] (0:12.97) | 0:44.88 [2] (0:10.58) | 0:34.30 [4] (0:10.90) | 0:23.40 [3] (0:11.02) | 0:12.38 [1] (0:12.38) | 2.8L | 0:34.30 | +4 |
| 5 | 5 | CITY CHICK Shania Willis | 14 | 70.1 800m | 0:10.66 800m | 0:58.18 [5] (0:13.48) | 0:44.70 [8] (0:10.66) | 0:34.04 [8] (0:10.83) | 0:23.21 [6] (0:11.08) | 0:12.13 [6] (0:12.13) | 4.6L | 0:34.04 | +7 |
| 6 | 10 | DEAR PRUDENCE Angela Jones | 4 | 69.9 Overall | 0:10.67 800m | 0:58.21 [6] (0:13.44) | 0:44.77 [7] (0:10.67) | 0:34.10 [7] (0:11.01) | 0:23.09 [9] (0:11.05) | 0:12.04 [7] (0:12.04) | 4.7L | 0:34.10 | +4 |
| 7 | 13 | THAT'S ALL GOOD Taylor Marshall | 7 | 69.9 Overall | 0:10.55 800m | 0:58.31 [7] (0:13.61) | 0:44.70 [10] (0:10.55) | 0:34.15 [9] (0:10.95) | 0:23.20 [8] (0:11.08) | 0:12.12 [8] (0:12.12) | 5.2L | 0:34.15 | +3 |
| 8 | 4 | MAGIC ISLAND Jag Guthmann-Chester | 12 | 69.6 800m | 0:10.52 800m | 0:58.36 [8] (0:13.65) | 0:44.71 [11] (0:10.52) | 0:34.19 [10] (0:11.03) | 0:23.16 [10] (0:11.31) | 0:11.85 [12] (0:11.85) | 5.4L | 0:34.19 | +4 |
| 9 | 7 | ALLUMEUR James Orman | 9 | 70.0 800m | 0:10.59 800m | 0:58.37 [9] (0:13.75) | 0:44.62 [13] (0:10.59) | 0:34.03 [11] (0:10.99) | 0:23.04 [11] (0:11.16) | 0:11.88 [11] (0:11.88) | 5.5L | 0:34.03 | +5 |
| 10 | 6 | PLATINUM LIES Dan McGillivray | 6 | 73.0 Overall | 0:10.22 800m | 0:58.49 [10] (0:12.91) | 0:45.58 [1] (0:10.22) | 0:35.36 [1] (0:10.94) | 0:24.42 [1] (0:11.41) | 0:13.01 [2] (0:13.01) | 6L | 0:35.36 | +0 |

Scratched: Tapis Magique (#12)

[] Ranking at each section and finish
 -:-:- No data available at this section
 NA No data available

SCN Saddle cloth number
 DNF Did not finish
 DNT Did not track



Sunshine Coast QLD Professional
Race 6: DRESSAGE QLD Fillies and Mares BENCHMARK 60 Handicap - 1000m
01 September 2024 - 16:10



Track Rating: Good 4, Weather: Fine, Rail Position: +7m Entire

| Section | | Overall | 800m | 600m | 400m | 200m | Last 600m | | | | | |
|-------------|--|----------------------|----------------------|----------------------|---------------------------|---------------------------|---------------------------|---------------------------|---------------------------|------------------------|---------|----|
| Field Times | | 0:57.30 (0:12.91) | 0:44.39 (0:10.22) | 0:34.17 (0:10.94) | 0:23.23 (0:11.40) | 0:11.83 (0:11.83) | 0:34.17 | | | | | |
| Rank | TAB Horse/Jockey | Barrier | Top Speed [km/h] | Fastest Section | Margin | | | | | Distance Travelled [m] | | |
| 11 | 9 HI JULES Samantha Collett | 13 | 69.2 800m | 0:10.81 800m | 0:58.50 [11] (0:13.55) | 0:44.95 [9] (0:10.81) | 0:34.14 [12] (0:11.01) | 0:23.13 [12] (0:11.03) | 0:12.10 [10] (0:12.10) | 6.1L | 0:34.14 | +7 |
| 12 | 1 MISS MAGNIFICO Justin Huxtable | 3 | 69.5 800m | 0:10.54 800m | 0:58.56 [12] (0:13.37) | 0:45.19 [6] (0:10.54) | 0:34.65 [6] (0:11.08) | 0:23.57 [7] (0:11.28) | 0:12.29 [9] (0:12.29) | 6.4L | 0:34.65 | +5 |
| 13 | 14 ASTIN LANE Stacey Callow | 5 | 70.0 800m | 0:10.71 800m | 0:58.89 [13] (0:13.73) | 0:45.16 [12] (0:10.71) | 0:34.45 [13] (0:11.06) | 0:23.39 [13] (0:11.20) | 0:12.19 [13] (0:12.19) | 8.2L | 0:34.45 | +1 |

Scratched: Tapis Magique (#12)

[] Ranking at each section and finish
 -:-:- No data available at this section
 NA No data available

SCN Saddle cloth number
 DNF Did not finish
 DNT Did not track



| | |
|--------------------------------|----------------|
| Horse/Jockey Name | Super Daisy |
| Final Rank | 1 |
| Fastest Section Time (Section) | 0:10.47 (800m) |
| Top Speed [km/h] (Section) | 72.5 (Overall) |
| Race State | Finished |



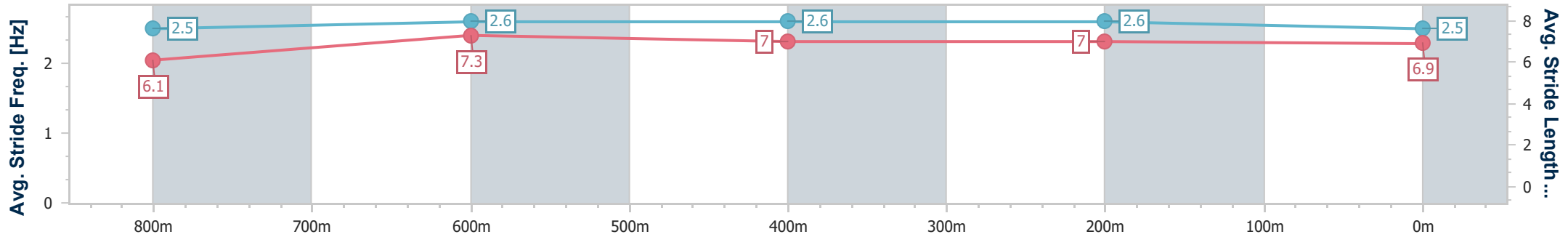
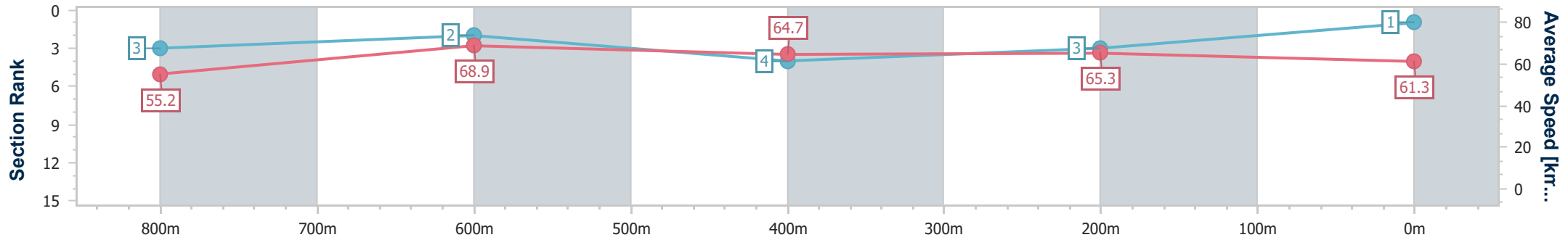
Sunshine Coast QLD Professional
 Race 6: DRESSAGE QLD Fillies and Mares BENCHMARK 60
 Handicap - 1000m



01 September 2024 - 16:10

Track Rating: Good 4, Weather: Fine, Rail Position: +7m Entire

| Section | Overall | 800m | 600m | 400m | 200m |
|------------------------|--------------------------|--------------------------|--------------------------|--------------------------|--------------------------|
| Section Times | 0:57.30 [1] (0:13.04) | 0:44.26 [3] (0:10.47) | 0:33.79 [2] (0:11.06) | 0:22.73 [4] (0:11.00) | 0:11.73 [3] (0:11.73) |
| Average Speed [km/h] | 55.2 | 68.9 | 64.7 | 65.3 | 61.3 |
| Top Speed [km/h] | 72.5 | 72.4 | 66.4 | 66.9 | 64.2 |
| Avg. Dist. to Rail [m] | 7.3 | 1.0 | 1.0 | 1.4 | 1.5 |
| Avg. Stride Freq. [Hz] | 2.5 | 2.6 | 2.6 | 2.6 | 2.5 |
| Avg. Stride Length [m] | 6.1 | 7.3 | 7.0 | 7.0 | 6.9 |



- [] Ranking at each section and finish
- .-.- No data available at this section
- NA No data available



| | |
|--------------------------------|----------------|
| Horse/Jockey Name | Sooblong |
| Final Rank | 2 |
| Fastest Section Time (Section) | 0:10.70 (800m) |
| Top Speed [km/h] (Section) | 70.6 (Overall) |
| Race State | Finished |



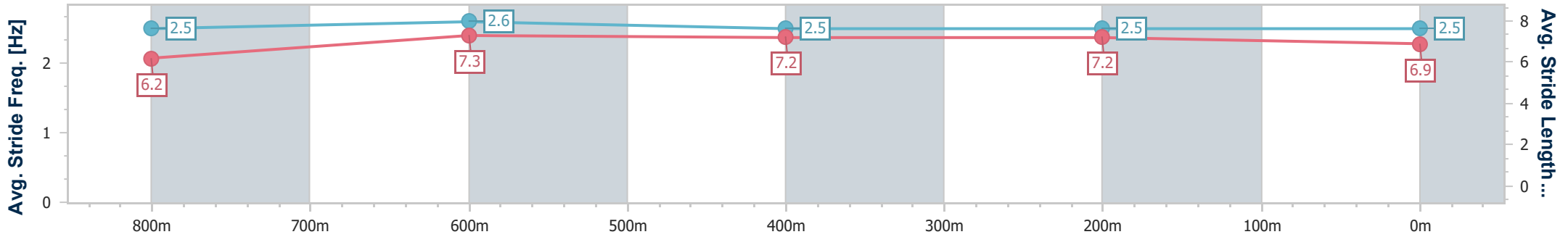
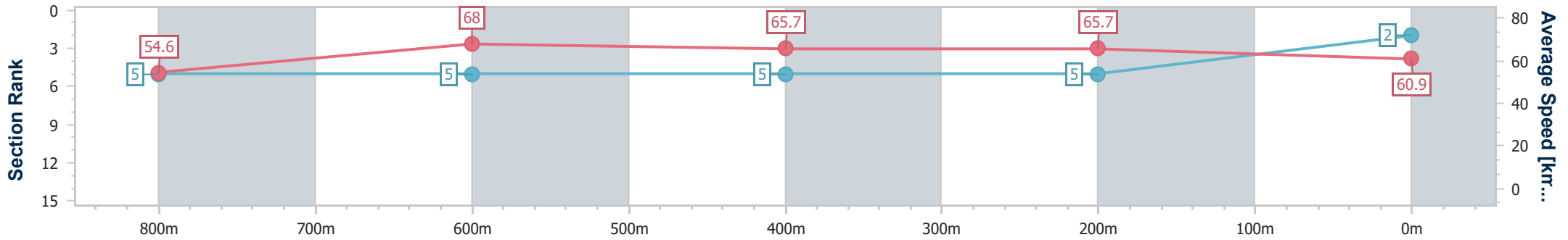
Sunshine Coast QLD Professional
Race 6: DRESSAGE QLD Fillies and Mares BENCHMARK 60
Handicap - 1000m



01 September 2024 - 16:10

Track Rating: Good 4, Weather: Fine, Rail Position: +7m Entire

| Section | Overall | 800m | 600m | 400m | 200m |
|------------------------|--------------------------|--------------------------|--------------------------|--------------------------|--------------------------|
| Section Times | 0:57.62 [2] (0:13.19) | 0:44.43 [5] (0:10.70) | 0:33.73 [5] (0:10.93) | 0:22.80 [5] (0:10.98) | 0:11.82 [5] (0:11.82) |
| Average Speed [km/h] | 54.6 | 68.0 | 65.7 | 65.7 | 60.9 |
| Top Speed [km/h] | 70.6 | 70.2 | 67.1 | 66.5 | 64.5 |
| Avg. Dist. to Rail [m] | 7.1 | 2.8 | 0.4 | 4.3 | 6.4 |
| Avg. Stride Freq. [Hz] | 2.5 | 2.6 | 2.5 | 2.5 | 2.5 |
| Avg. Stride Length [m] | 6.2 | 7.3 | 7.2 | 7.2 | 6.9 |



- [] Ranking at each section and finish
- .-.- No data available at this section
- NA No data available



| | |
|--------------------------------|----------------|
| Horse/Jockey Name | Ashilla |
| Final Rank | 3 |
| Fastest Section Time (Section) | 0:10.32 (800m) |
| Top Speed [km/h] (Section) | 70.9 (800m) |
| Race State | Finished |



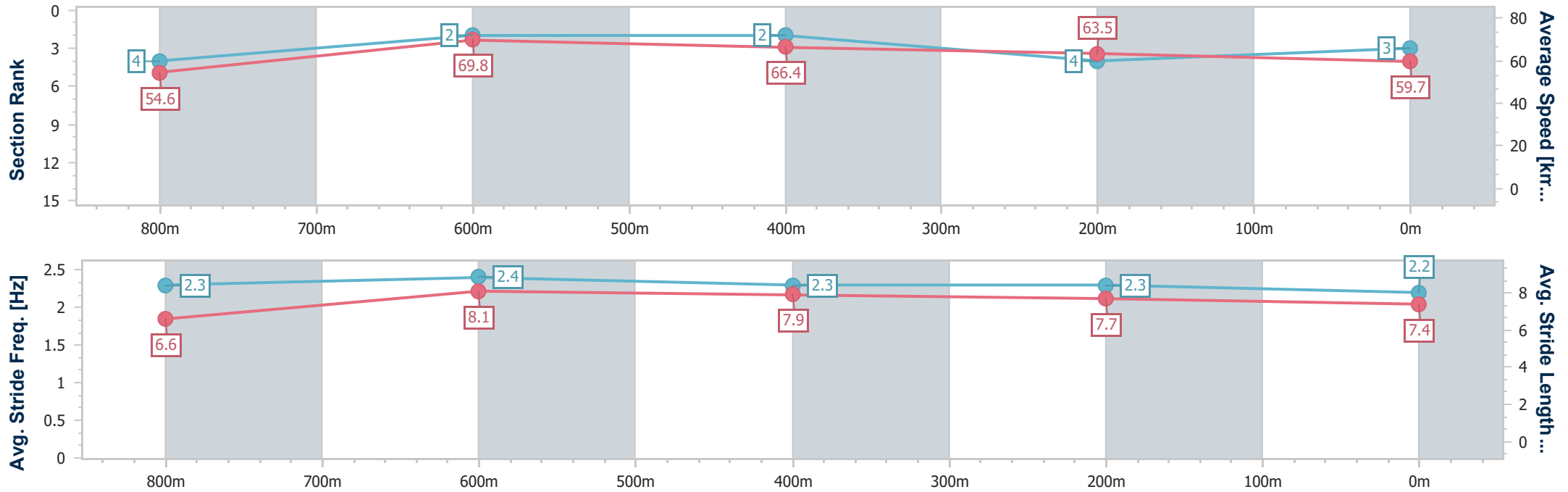
Sunshine Coast QLD Professional
 Race 6: DRESSAGE QLD Fillies and Mares BENCHMARK 60
 Handicap - 1000m



01 September 2024 - 16:10

Track Rating: Good 4, Weather: Fine, Rail Position: +7m Entire

| Section | Overall | 800m | 600m | 400m | 200m |
|------------------------|--------------------------|--------------------------|--------------------------|--------------------------|--------------------------|
| Section Times | 0:57.79 [3] (0:13.19) | 0:44.60 [4] (0:10.32) | 0:34.28 [2] (0:10.90) | 0:23.38 [2] (0:11.32) | 0:12.06 [4] (0:12.06) |
| Average Speed [km/h] | 54.6 | 69.8 | 66.4 | 63.5 | 59.7 |
| Top Speed [km/h] | 70.9 | 70.9 | 68.3 | 65.8 | 61.6 |
| Avg. Dist. to Rail [m] | 1.1 | 0.4 | 1.3 | 3.1 | 3.2 |
| Avg. Stride Freq. [Hz] | 2.3 | 2.4 | 2.3 | 2.3 | 2.2 |
| Avg. Stride Length [m] | 6.6 | 8.1 | 7.9 | 7.7 | 7.4 |



- [] Ranking at each section and finish
- .-.- No data available at this section
- NA No data available



| | |
|--------------------------------|----------------|
| Horse/Jockey Name | Adalie |
| Final Rank | 4 |
| Fastest Section Time (Section) | 0:10.58 (800m) |
| Top Speed [km/h] (Section) | 71.1 (Overall) |
| Race State | Finished |



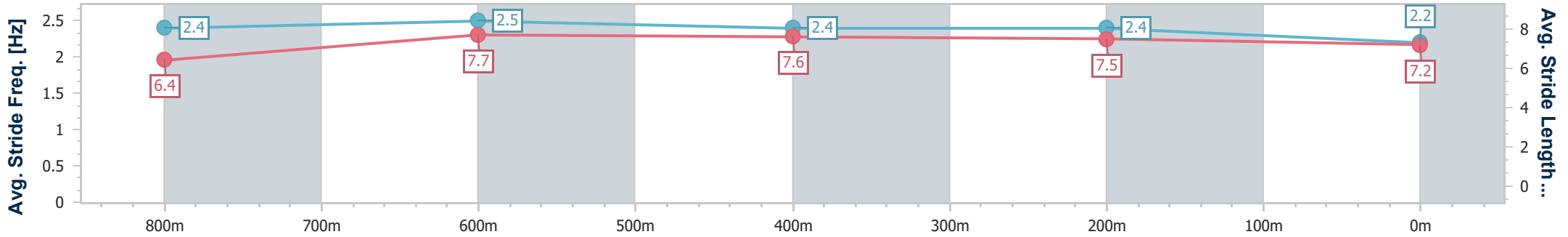
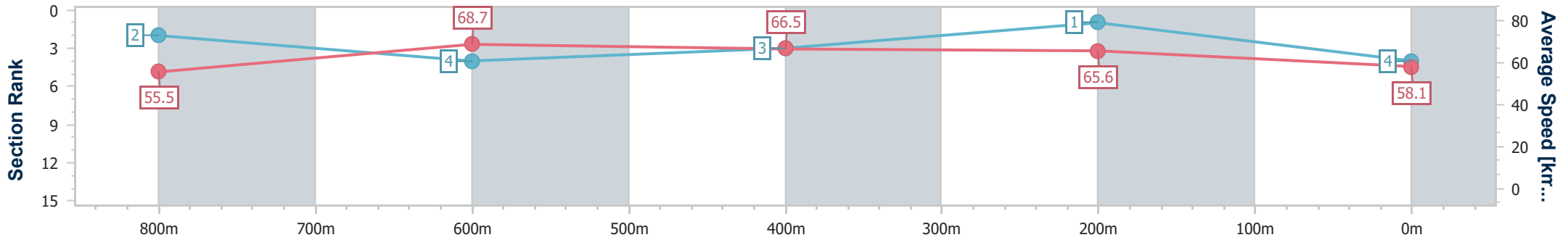
Sunshine Coast QLD Professional
 Race 6: DRESSAGE QLD Fillies and Mares BENCHMARK 60
 Handicap - 1000m



01 September 2024 - 16:10

Track Rating: Good 4, Weather: Fine, Rail Position: +7m Entire

| Section | Overall | 800m | 600m | 400m | 200m |
|------------------------|--------------------------|--------------------------|--------------------------|--------------------------|--------------------------|
| Section Times | 0:57.85 [4] (0:12.97) | 0:44.88 [2] (0:10.58) | 0:34.30 [4] (0:10.90) | 0:23.40 [3] (0:11.02) | 0:12.38 [1] (0:12.38) |
| Average Speed [km/h] | 55.5 | 68.7 | 66.5 | 65.6 | 58.1 |
| Top Speed [km/h] | 71.1 | 70.4 | 67.8 | 67.2 | 61.9 |
| Avg. Dist. to Rail [m] | 3.1 | 2.1 | 1.4 | 3.8 | 3.9 |
| Avg. Stride Freq. [Hz] | 2.4 | 2.5 | 2.4 | 2.4 | 2.2 |
| Avg. Stride Length [m] | 6.4 | 7.7 | 7.6 | 7.5 | 7.2 |



- [] Ranking at each section and finish
- .-.- No data available at this section
- NA No data available



| | |
|--------------------------------|----------------|
| Horse/Jockey Name | City Chick |
| Final Rank | 5 |
| Fastest Section Time (Section) | 0:10.66 (800m) |
| Top Speed [km/h] (Section) | 70.1 (800m) |
| Race State | Finished |



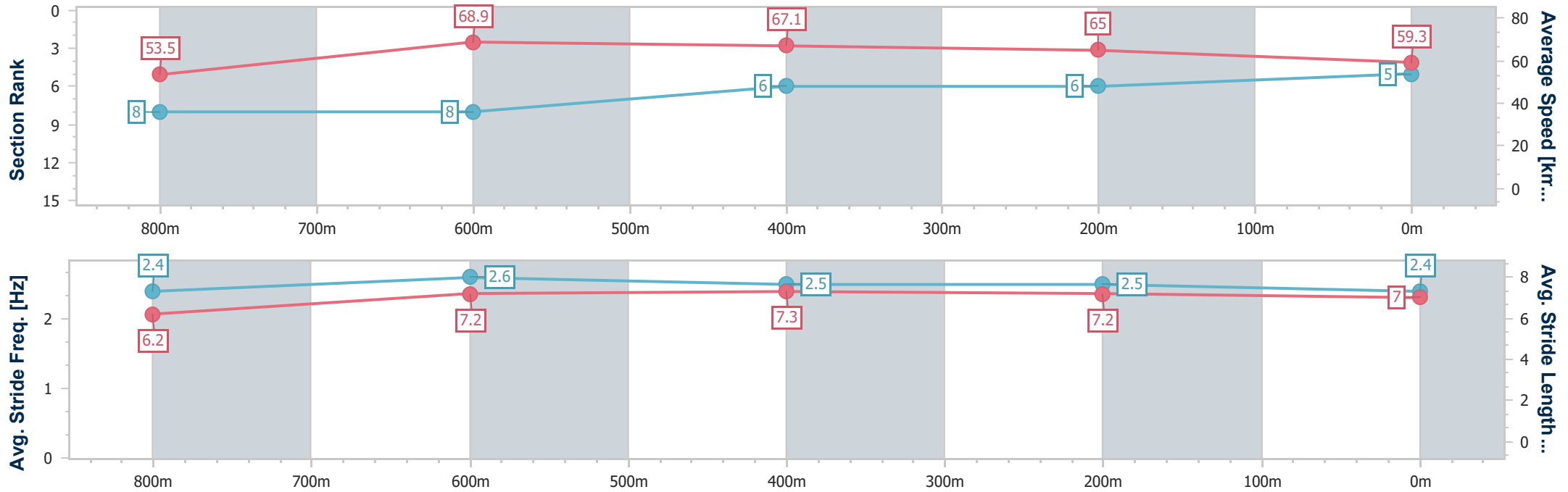
Sunshine Coast QLD Professional
 Race 6: DRESSAGE QLD Fillies and Mares BENCHMARK 60
 Handicap - 1000m



01 September 2024 - 16:10

Track Rating: Good 4, Weather: Fine, Rail Position: +7m Entire

| Section | Overall | 800m | 600m | 400m | 200m |
|------------------------|--------------------------|--------------------------|--------------------------|--------------------------|--------------------------|
| Section Times | 0:58.18 [5] (0:13.48) | 0:44.70 [8] (0:10.66) | 0:34.04 [8] (0:10.83) | 0:23.21 [6] (0:11.08) | 0:12.13 [6] (0:12.13) |
| Average Speed [km/h] | 53.5 | 68.9 | 67.1 | 65.0 | 59.3 |
| Top Speed [km/h] | 69.8 | 70.1 | 68.3 | 66.5 | 63.4 |
| Avg. Dist. to Rail [m] | 10.3 | 4.9 | 1.9 | 3.5 | 4.5 |
| Avg. Stride Freq. [Hz] | 2.4 | 2.6 | 2.5 | 2.5 | 2.4 |
| Avg. Stride Length [m] | 6.2 | 7.2 | 7.3 | 7.2 | 7.0 |



- [] Ranking at each section and finish
- .-.- No data available at this section
- NA No data available



| | |
|--------------------------------|----------------|
| Horse/Jockey Name | Dear Prudence |
| Final Rank | 6 |
| Fastest Section Time (Section) | 0:10.67 (800m) |
| Top Speed [km/h] (Section) | 69.9 (Overall) |
| Race State | Finished |



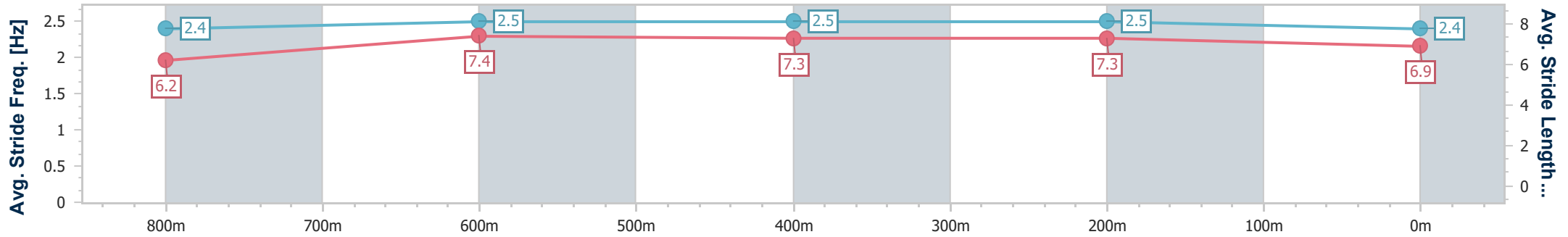
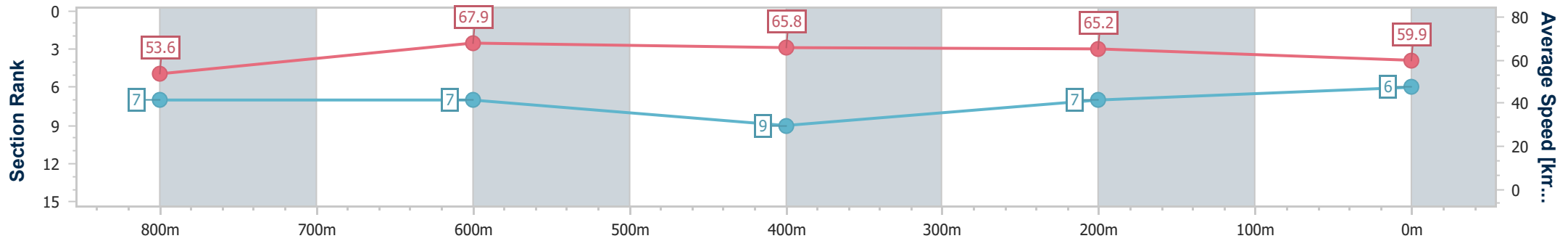
Sunshine Coast QLD Professional
 Race 6: DRESSAGE QLD Fillies and Mares BENCHMARK 60
 Handicap - 1000m



01 September 2024 - 16:10

Track Rating: Good 4, Weather: Fine, Rail Position: +7m Entire

| Section | Overall | 800m | 600m | 400m | 200m |
|------------------------|--------------------------|--------------------------|--------------------------|--------------------------|--------------------------|
| Section Times | 0:58.21 [6] (0:13.44) | 0:44.77 [7] (0:10.67) | 0:34.10 [7] (0:11.01) | 0:23.09 [9] (0:11.05) | 0:12.04 [7] (0:12.04) |
| Average Speed [km/h] | 53.6 | 67.9 | 65.8 | 65.2 | 59.9 |
| Top Speed [km/h] | 69.9 | 69.8 | 66.2 | 66.6 | 63.5 |
| Avg. Dist. to Rail [m] | 4.0 | 1.8 | 1.1 | 2.5 | 3.1 |
| Avg. Stride Freq. [Hz] | 2.4 | 2.5 | 2.5 | 2.5 | 2.4 |
| Avg. Stride Length [m] | 6.2 | 7.4 | 7.3 | 7.3 | 6.9 |



- [] Ranking at each section and finish
- .-.- No data available at this section
- NA No data available



| | |
|--------------------------------|-----------------|
| Horse/Jockey Name | That's All Good |
| Final Rank | 7 |
| Fastest Section Time (Section) | 0:10.55 (800m) |
| Top Speed [km/h] (Section) | 69.9 (Overall) |
| Race State | Finished |



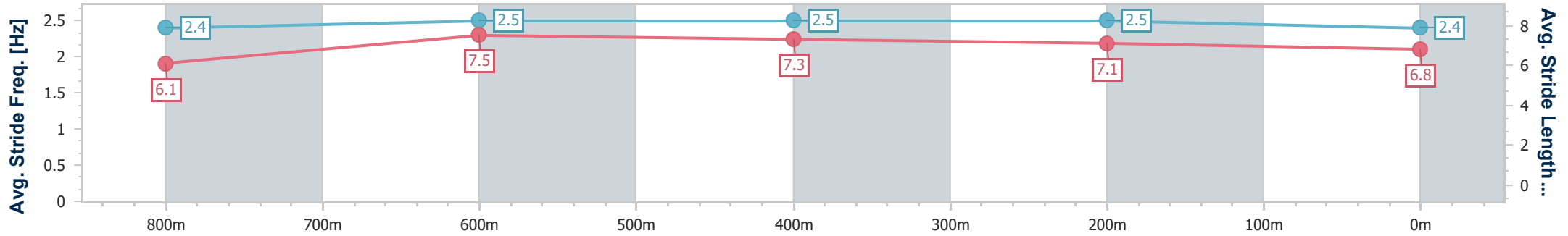
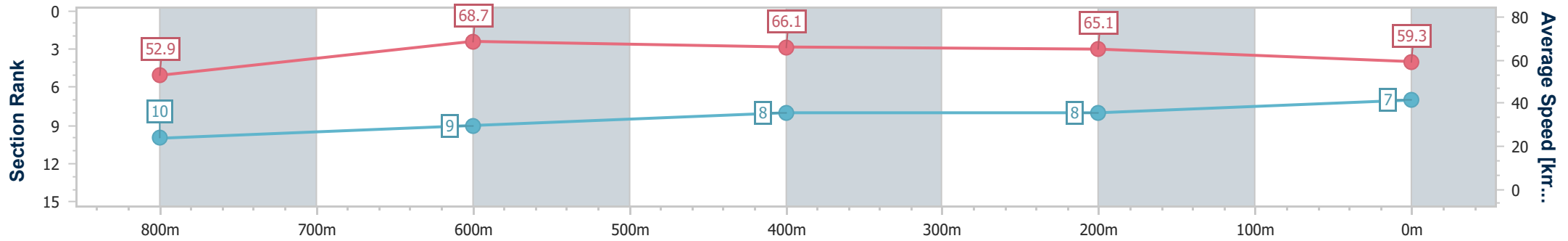
Sunshine Coast QLD Professional
Race 6: DRESSAGE QLD Fillies and Mares BENCHMARK 60
Handicap - 1000m



01 September 2024 - 16:10

Track Rating: Good 4, Weather: Fine, Rail Position: +7m Entire

| Section | Overall | 800m | 600m | 400m | 200m |
|------------------------|--------------------------|---------------------------|--------------------------|--------------------------|--------------------------|
| Section Times | 0:58.31 [7] (0:13.61) | 0:44.70 [10] (0:10.55) | 0:34.15 [9] (0:10.95) | 0:23.20 [8] (0:11.08) | 0:12.12 [8] (0:12.12) |
| Average Speed [km/h] | 52.9 | 68.7 | 66.1 | 65.1 | 59.3 |
| Top Speed [km/h] | 69.9 | 69.8 | 66.9 | 66.4 | 62.6 |
| Avg. Dist. to Rail [m] | 5.5 | 1.4 | 1.1 | 1.1 | 1.2 |
| Avg. Stride Freq. [Hz] | 2.4 | 2.5 | 2.5 | 2.5 | 2.4 |
| Avg. Stride Length [m] | 6.1 | 7.5 | 7.3 | 7.1 | 6.8 |



- [] Ranking at each section and finish
- .-.- No data available at this section
- NA No data available



| | |
|--------------------------------|----------------|
| Horse/Jockey Name | Magic Island |
| Final Rank | 8 |
| Fastest Section Time (Section) | 0:10.52 (800m) |
| Top Speed [km/h] (Section) | 69.6 (800m) |
| Race State | Finished |



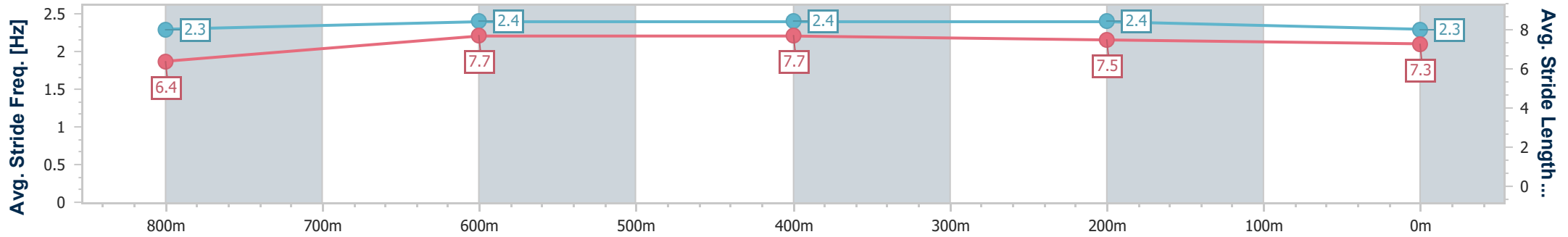
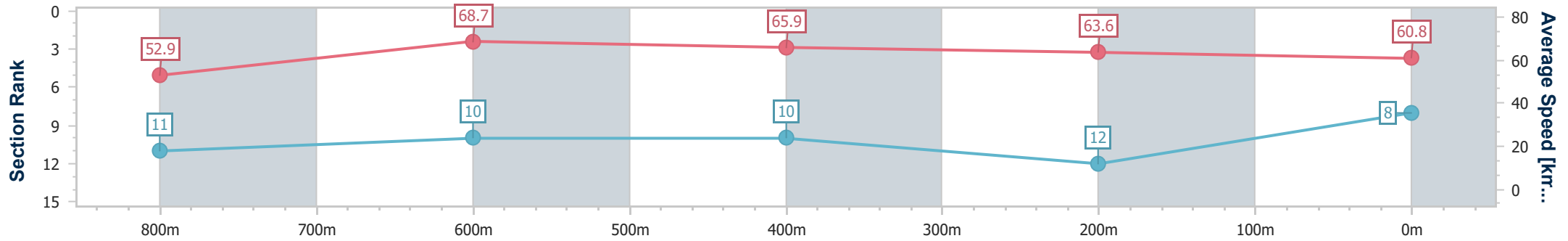
Sunshine Coast QLD Professional
 Race 6: DRESSAGE QLD Fillies and Mares BENCHMARK 60
 Handicap - 1000m



01 September 2024 - 16:10

Track Rating: Good 4, Weather: Fine, Rail Position: +7m Entire

| Section | Overall | 800m | 600m | 400m | 200m |
|------------------------|--------------------------|---------------------------|---------------------------|---------------------------|---------------------------|
| Section Times | 0:58.36 [8] (0:13.65) | 0:44.71 [11] (0:10.52) | 0:34.19 [10] (0:11.03) | 0:23.16 [10] (0:11.31) | 0:11.85 [12] (0:11.85) |
| Average Speed [km/h] | 52.9 | 68.7 | 65.9 | 63.6 | 60.8 |
| Top Speed [km/h] | 69.5 | 69.6 | 67.0 | 67.1 | 63.7 |
| Avg. Dist. to Rail [m] | 7.8 | 2.3 | 1.1 | 4.4 | 5.8 |
| Avg. Stride Freq. [Hz] | 2.3 | 2.4 | 2.4 | 2.4 | 2.3 |
| Avg. Stride Length [m] | 6.4 | 7.7 | 7.7 | 7.5 | 7.3 |



- [] Ranking at each section and finish
- .-.- No data available at this section
- NA No data available



| | |
|--------------------------------|----------------|
| Horse/Jockey Name | Allumeur |
| Final Rank | 9 |
| Fastest Section Time (Section) | 0:10.59 (800m) |
| Top Speed [km/h] (Section) | 70.0 (800m) |
| Race State | Finished |



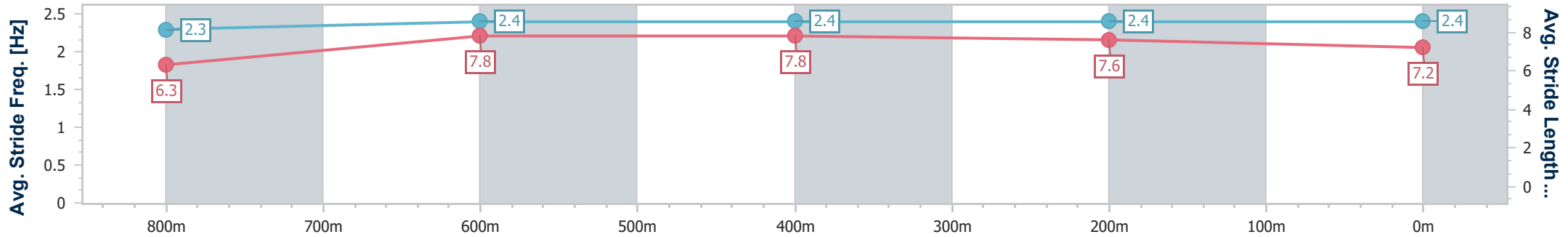
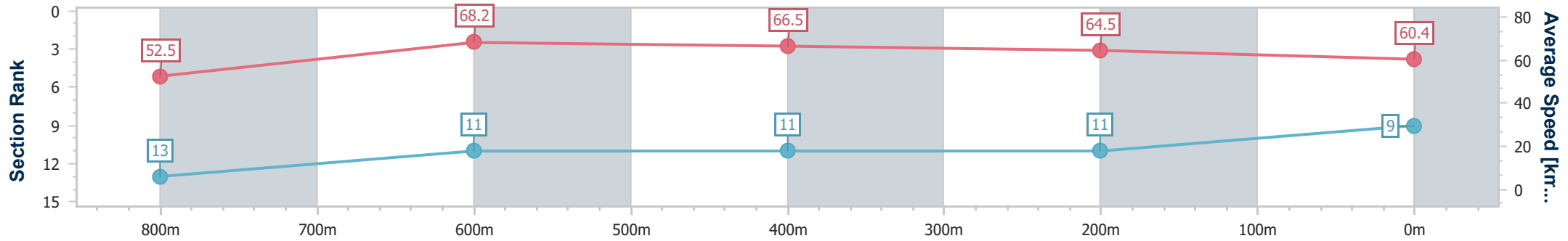
Sunshine Coast QLD Professional
 Race 6: DRESSAGE QLD Fillies and Mares BENCHMARK 60
 Handicap - 1000m



01 September 2024 - 16:10

Track Rating: Good 4, Weather: Fine, Rail Position: +7m Entire

| Section | Overall | 800m | 600m | 400m | 200m |
|------------------------|--------------------------|---------------------------|---------------------------|---------------------------|---------------------------|
| Section Times | 0:58.37 [9] (0:13.75) | 0:44.62 [13] (0:10.59) | 0:34.03 [11] (0:10.99) | 0:23.04 [11] (0:11.16) | 0:11.88 [11] (0:11.88) |
| Average Speed [km/h] | 52.5 | 68.2 | 66.5 | 64.5 | 60.4 |
| Top Speed [km/h] | 70.0 | 70.0 | 67.4 | 66.1 | 62.8 |
| Avg. Dist. to Rail [m] | 6.3 | 1.3 | 2.5 | 6.0 | 8.5 |
| Avg. Stride Freq. [Hz] | 2.3 | 2.4 | 2.4 | 2.4 | 2.4 |
| Avg. Stride Length [m] | 6.3 | 7.8 | 7.8 | 7.6 | 7.2 |



- [] Ranking at each section and finish
- .-.- No data available at this section
- NA No data available



| | |
|--------------------------------|----------------|
| Horse/Jockey Name | Platinum Lies |
| Final Rank | 10 |
| Fastest Section Time (Section) | 0:10.22 (800m) |
| Top Speed [km/h] (Section) | 73.0 (Overall) |
| Race State | Finished |



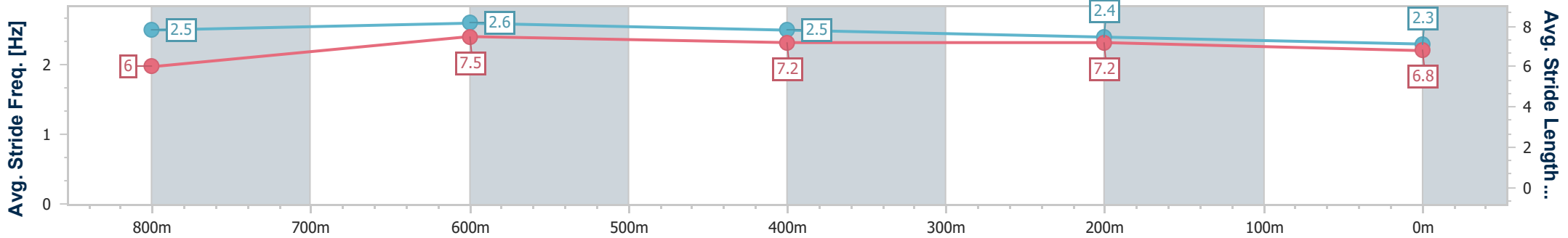
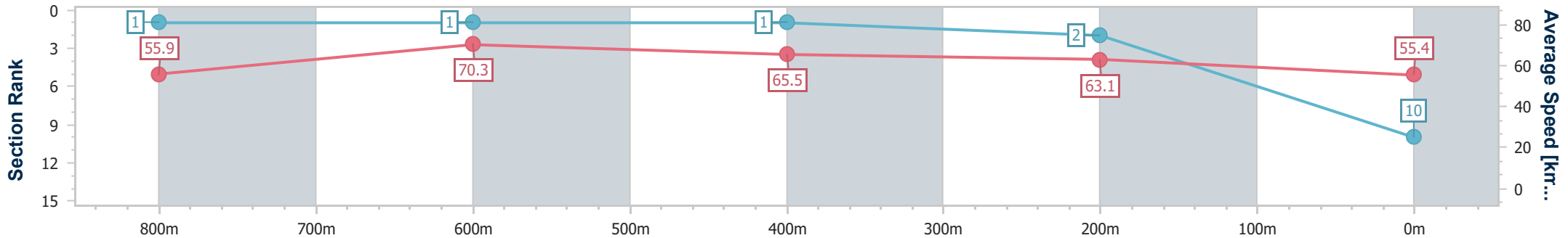
Sunshine Coast QLD Professional
 Race 6: DRESSAGE QLD Fillies and Mares BENCHMARK 60
 Handicap - 1000m



01 September 2024 - 16:10

Track Rating: Good 4, Weather: Fine, Rail Position: +7m Entire

| Section | Overall | 800m | 600m | 400m | 200m |
|------------------------|---------------------------|--------------------------|--------------------------|--------------------------|--------------------------|
| Section Times | 0:58.49 [10] (0:12.91) | 0:45.58 [1] (0:10.22) | 0:35.36 [1] (0:10.94) | 0:24.42 [1] (0:11.41) | 0:13.01 [2] (0:13.01) |
| Average Speed [km/h] | 55.9 | 70.3 | 65.5 | 63.1 | 55.4 |
| Top Speed [km/h] | 73.0 | 73.0 | 66.7 | 65.1 | 59.8 |
| Avg. Dist. to Rail [m] | 4.9 | 0.8 | 0.9 | 1.5 | 2.3 |
| Avg. Stride Freq. [Hz] | 2.5 | 2.6 | 2.5 | 2.4 | 2.3 |
| Avg. Stride Length [m] | 6.0 | 7.5 | 7.2 | 7.2 | 6.8 |



- [] Ranking at each section and finish
- .-.- No data available at this section
- NA No data available



| | |
|--------------------------------|----------------|
| Horse/Jockey Name | Hi Jules |
| Final Rank | 11 |
| Fastest Section Time (Section) | 0:10.81 (800m) |
| Top Speed [km/h] (Section) | 69.2 (800m) |
| Race State | Finished |



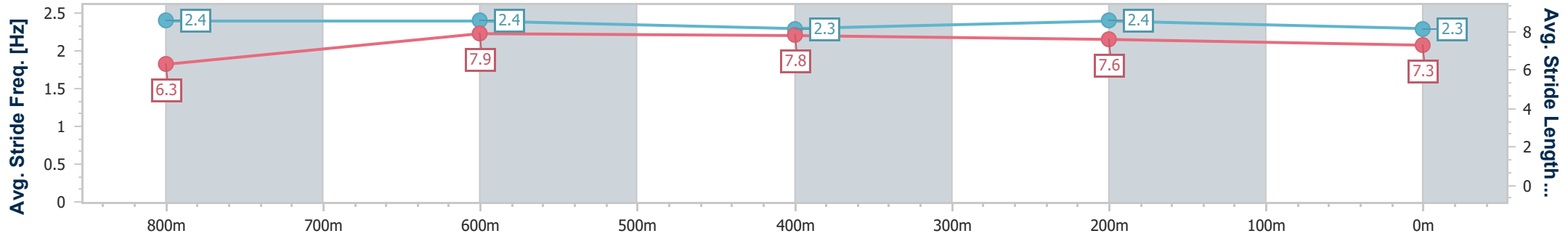
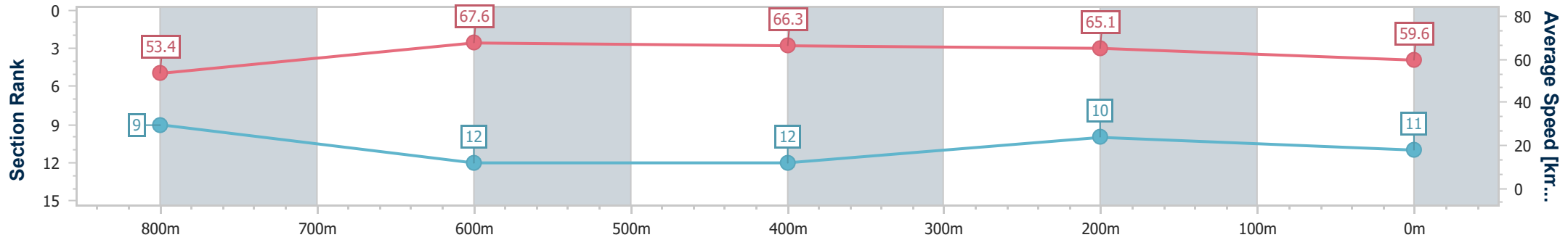
Sunshine Coast QLD Professional
 Race 6: DRESSAGE QLD Fillies and Mares BENCHMARK 60
 Handicap - 1000m



01 September 2024 - 16:10

Track Rating: Good 4, Weather: Fine, Rail Position: +7m Entire

| Section | Overall | 800m | 600m | 400m | 200m |
|------------------------|---------------------------|--------------------------|---------------------------|---------------------------|---------------------------|
| Section Times | 0:58.50 [11] (0:13.55) | 0:44.95 [9] (0:10.81) | 0:34.14 [12] (0:11.01) | 0:23.13 [12] (0:11.03) | 0:12.10 [10] (0:12.10) |
| Average Speed [km/h] | 53.4 | 67.6 | 66.3 | 65.1 | 59.6 |
| Top Speed [km/h] | 69.0 | 69.2 | 67.6 | 66.8 | 62.8 |
| Avg. Dist. to Rail [m] | 10.5 | 4.1 | 2.6 | 5.2 | 6.4 |
| Avg. Stride Freq. [Hz] | 2.4 | 2.4 | 2.3 | 2.4 | 2.3 |
| Avg. Stride Length [m] | 6.3 | 7.9 | 7.8 | 7.6 | 7.3 |



- [] Ranking at each section and finish
- .-.- No data available at this section
- NA No data available



| | |
|--------------------------------|----------------|
| Horse/Jockey Name | Miss Magnifico |
| Final Rank | 12 |
| Fastest Section Time (Section) | 0:10.54 (800m) |
| Top Speed [km/h] (Section) | 69.5 (800m) |
| Race State | Finished |



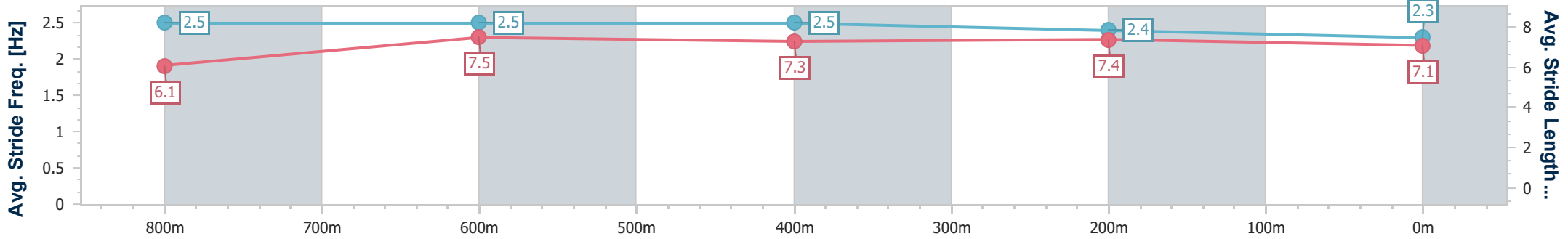
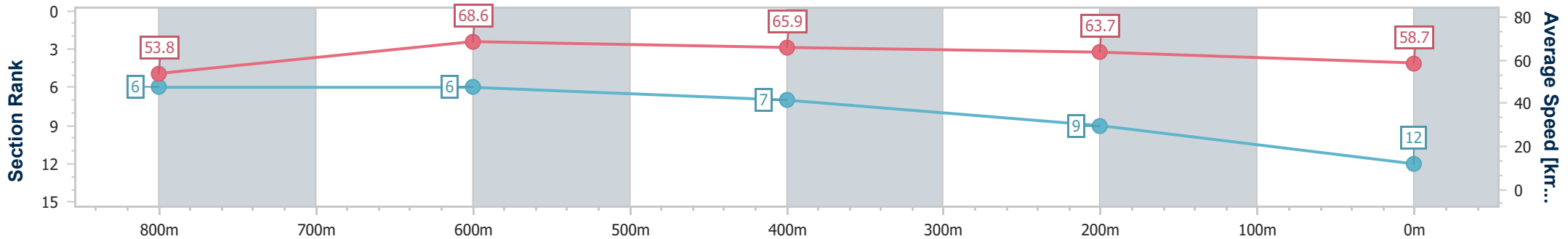
Sunshine Coast QLD Professional
 Race 6: DRESSAGE QLD Fillies and Mares BENCHMARK 60
 Handicap - 1000m



01 September 2024 - 16:10

Track Rating: Good 4, Weather: Fine, Rail Position: +7m Entire

| Section | Overall | 800m | 600m | 400m | 200m |
|------------------------|---------------------------|--------------------------|--------------------------|--------------------------|--------------------------|
| Section Times | 0:58.56 [12] (0:13.37) | 0:45.19 [6] (0:10.54) | 0:34.65 [6] (0:11.08) | 0:23.57 [7] (0:11.28) | 0:12.29 [9] (0:12.29) |
| Average Speed [km/h] | 53.8 | 68.6 | 65.9 | 63.7 | 58.7 |
| Top Speed [km/h] | 69.1 | 69.5 | 67.3 | 65.5 | 62.0 |
| Avg. Dist. to Rail [m] | 3.6 | 1.3 | 2.1 | 2.5 | 2.3 |
| Avg. Stride Freq. [Hz] | 2.5 | 2.5 | 2.5 | 2.4 | 2.3 |
| Avg. Stride Length [m] | 6.1 | 7.5 | 7.3 | 7.4 | 7.1 |



- [] Ranking at each section and finish
- .-.- No data available at this section
- NA No data available



| | |
|--------------------------------|----------------|
| Horse/Jockey Name | Astin Lane |
| Final Rank | 13 |
| Fastest Section Time (Section) | 0:10.71 (800m) |
| Top Speed [km/h] (Section) | 70.0 (800m) |
| Race State | Finished |



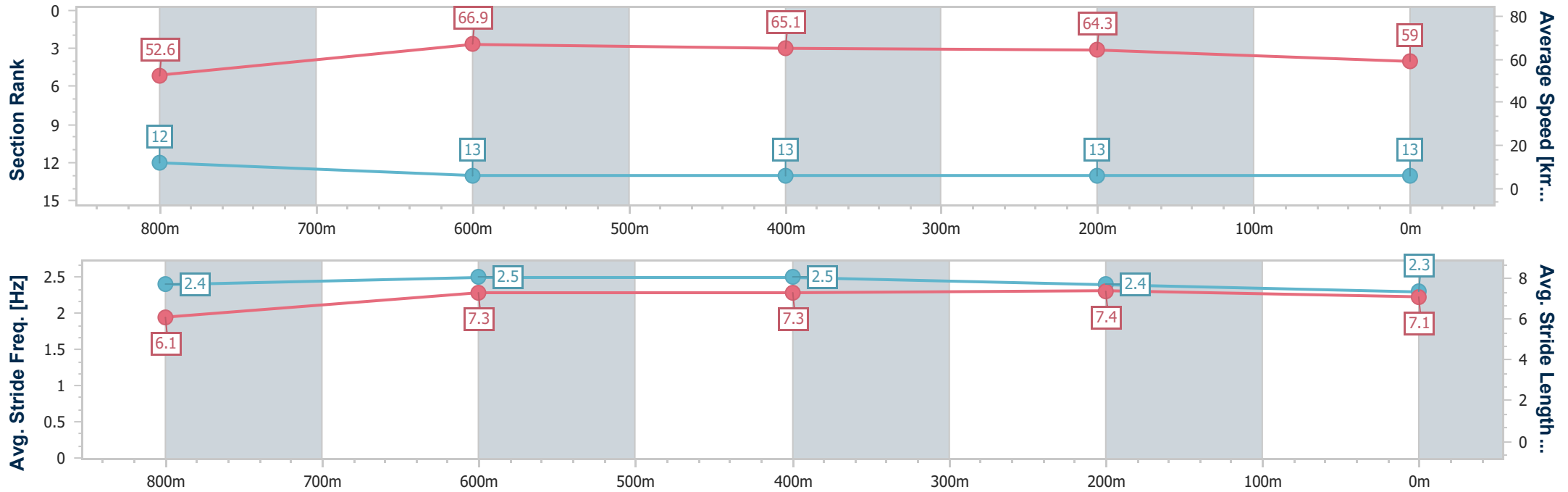
Sunshine Coast QLD Professional
 Race 6: DRESSAGE QLD Fillies and Mares BENCHMARK 60
 Handicap - 1000m



01 September 2024 - 16:10

Track Rating: Good 4, Weather: Fine, Rail Position: +7m Entire

| Section | Overall | 800m | 600m | 400m | 200m |
|------------------------|---------------------------|---------------------------|---------------------------|---------------------------|---------------------------|
| Section Times | 0:58.89 [13] (0:13.73) | 0:45.16 [12] (0:10.71) | 0:34.45 [13] (0:11.06) | 0:23.39 [13] (0:11.20) | 0:12.19 [13] (0:12.19) |
| Average Speed [km/h] | 52.6 | 66.9 | 65.1 | 64.3 | 59.0 |
| Top Speed [km/h] | 69.9 | 70.0 | 65.9 | 65.8 | 62.6 |
| Avg. Dist. to Rail [m] | 3.5 | 0.4 | 0.5 | 0.4 | 0.6 |
| Avg. Stride Freq. [Hz] | 2.4 | 2.5 | 2.5 | 2.4 | 2.3 |
| Avg. Stride Length [m] | 6.1 | 7.3 | 7.3 | 7.4 | 7.1 |



- [] Ranking at each section and finish
- .-.- No data available at this section
- NA No data available