



Sunshine Coast QLD Professional

Race 7: MARTIN COLLINS AUSTRALIA Class 1 Handicap - 2200m

01 September 2024 - 16:45



Track Rating: Good 4, Weather: Fine, Rail Position: +7m Entire

Section		Overall	2000m	1800m	1600m	1400m	1200m	1000m	Last 600m					
Field Times		2:21.54 (0:16.12)	2:05.42 (0:11.86)	1:53.56 (0:12.74)	1:40.82 (0:12.89)	1:27.93 (0:13.30)	1:14.63 (0:12.97)	1:01.66 (0:12.77)	0:36.40					
Rank	TAB	Horse/Jockey	Barrier	Top Speed [km/h]	Fastest Section								Distance Travelled [m]	
1	10	DELORME Trudy Thornton	3	61.8 200m	0:11.88 400m	2:21.54 [1] (0:16.74)	2:04.80 [7] (0:12.37)	1:52.43 [7] (0:12.65)	1:39.78 [7] (0:12.76)	1:27.02 [7] (0:13.17)	1:13.85 [8] (0:12.82)	1:01.03 [8] (0:12.72)	0:36.06	
2	6	FARWEST Jag Guthmann-Chester	4	62.1 400m	0:11.84 400m	2:21.67 [2] (0:16.73)	2:04.94 [6] (0:12.32)	1:52.62 [6] (0:12.67)	1:39.95 [6] (0:12.75)	1:27.20 [6] (0:13.26)	1:13.94 [9] (0:12.94)	1:01.00 [9] (0:12.82)	0:36.06	+7
3	4	SUBAQUA Micheal Hellyer	2	60.7 2000m	0:12.16 400m	2:22.02 [3] (0:16.53)	2:05.49 [4] (0:12.27)	1:53.22 [4] (0:12.72)	1:40.50 [4] (0:12.77)	1:27.73 [4] (0:13.15)	1:14.58 [5] (0:12.80)	1:01.78 [5] (0:12.75)	0:36.72	+1
4	9	BACKLIT BEAUTY Karl Zechner	6	62.1 2000m	0:11.97 2000m	2:22.07 [4] (0:16.28)	2:05.79 [2] (0:11.97)	1:53.82 [2] (0:12.63)	1:41.19 [2] (0:12.98)	1:28.21 [2] (0:13.34)	1:14.87 [2] (0:12.89)	1:01.98 [3] (0:12.82)	0:36.76	+6
5	2	SAVILEO Kyle Wilson-Taylor	5	61.6 600m	0:12.04 400m	2:22.10 [5] (0:16.39)	2:05.71 [3] (0:12.37)	1:53.34 [3] (0:12.66)	1:40.68 [3] (0:12.70)	1:27.98 [3] (0:13.29)	1:14.69 [4] (0:12.93)	1:01.76 [6] (0:12.82)	0:36.68	+7
6	7	DON QUIXOTE Robbie Dolan	15	62.1 600m	0:11.97 400m	2:22.34 [6] (0:17.20)	2:05.14 [11] (0:12.29)	1:52.85 [10] (0:12.58)	1:40.27 [10] (0:12.76)	1:27.51 [10] (0:13.16)	1:14.35 [11] (0:12.95)	1:01.40 [11] (0:12.62)	0:36.65	+2
7	12	ANOTHER DAZZLER Justin Stanley	12	61.0 800m	0:11.95 600m	2:22.40 [7] (0:17.46)	2:04.94 [12] (0:12.43)	1:52.51 [12] (0:12.49)	1:40.02 [12] (0:12.67)	1:27.35 [12] (0:13.17)	1:14.18 [12] (0:13.01)	1:01.17 [12] (0:12.63)	0:36.45	-11
8	8	FIT AND PROPER Samantha Collett	13	60.3 600m	0:12.21 600m	2:23.09 [8] (0:16.68)	2:06.41 [5] (0:12.36)	1:54.05 [5] (0:12.66)	1:41.39 [5] (0:12.63)	1:28.76 [5] (0:13.05)	1:15.71 [3] (0:12.54)	1:03.17 [2] (0:12.73)	0:37.94	+6
9	13	MATSUYAMA Georgina Cartwright	8	61.3 600m	0:12.06 600m	2:23.17 [9] (0:16.91)	2:06.26 [8] (0:12.36)	1:53.90 [8] (0:12.71)	1:41.19 [8] (0:12.72)	1:28.47 [9] (0:13.26)	1:15.21 [10] (0:12.93)	1:02.28 [10] (0:12.83)	0:37.29	+5
10	14	GIRRAMAY Amy Graham	7	61.1 800m	0:12.33 800m	2:23.99 [10] (0:17.08)	2:06.91 [9] (0:12.46)	1:54.45 [11] (0:12.70)	1:41.75 [11] (0:12.64)	1:29.11 [11] (0:12.81)	1:16.30 [6] (0:12.53)	1:03.77 [4] (0:12.61)	0:38.83	+12

Did Not Finish: Around The Buoy (#3)

Scratched: Fernao (#1), Embolden (#5), Son Of Satono (#11)

[] Ranking at each section and finish
 :---: No data available at this section
 NA No data available

SCN Saddle cloth number
 DNF Did not finish
 DNT Did not track



Sunshine Coast QLD Professional

Race 7: MARTIN COLLINS AUSTRALIA Class 1 Handicap - 2200m

01 September 2024 - 16:45



Track Rating: Good 4, Weather: Fine, Rail Position: +7m Entire

Section	Overall	2000m	1800m	1600m	1400m	1200m	1000m	Last 600m						
Field Times	2:21.54 (0:16.12)	2:05.42 (0:11.86)	1:53.56 (0:12.74)	1:40.82 (0:12.89)	1:27.93 (0:13.30)	1:14.63 (0:12.97)	1:01.66 (0:12.77)	0:36.40						
Rank	TAB	Horse/Jockey	Barrier	Top Speed [km/h]	Fastest Section				Distance Travelled [m]					
11	15	GENZEE Angela Jones	1	62.3 2000m	0:11.86 2000m	2:25.46 [11] (0:16.12)	2:09.34 [1] (0:11.86)	1:57.48 [1] (0:12.74)	1:44.74 [1] (0:12.89)	1:31.85 [1] (0:13.30)	1:18.55 [1] (0:12.97)	1:05.58 [1] (0:12.78)	0:40.32	+2

Did Not Finish: Around The Buoy (#3)

Scratched: Fernao (#1), Embolden (#5), Son Of Satono (#11)

[] Ranking at each section and finish
 -:-:-:- No data available at this section
 NA No data available

SCN Saddle cloth number
 DNF Did not finish
 DNT Did not track



Sunshine Coast QLD Professional

Race 7: MARTIN COLLINS AUSTRALIA Class 1 Handicap - 2200m

01 September 2024 - 16:45



Track Rating: Good 4, Weather: Fine, Rail Position: +7m Entire

Section										Last 600m		
Field Times		800m	600m	400m	200m							
		0:48.89 (0:12.49)	0:36.40 (0:12.22)	0:24.18 (0:12.04)	0:12.14 (0:12.14)						0:36.40	
Rank	TAB	Horse/Jockey	Barrier	Top Speed [km/h]	Fastest Section					Margin	Distance Travelled [m]	
1	10	DELORME Trudy Thornton	3	61.8 200m	0:11.88 400m	0:48.31 [8] (0:12.25)	0:36.06 [7] (0:12.17)	0:23.89 [8] (0:11.88)	0:12.01 [2] (0:12.01)	2:21.54	0:36.06	
2	6	FARWEST Jag Guthmann-Chester	4	62.1 400m	0:11.84 400m	0:48.18 [9] (0:12.12)	0:36.06 [9] (0:11.95)	0:24.11 [5] (0:11.84)	0:12.27 [1] (0:12.27)	0.8L	0:36.06	+7
3	4	SUBAQUA Micheal Hellyer	2	60.7 2000m	0:12.16 400m	0:49.03 [5] (0:12.31)	0:36.72 [4] (0:12.18)	0:24.54 [3] (0:12.16)	0:12.38 [6] (0:12.38)	2.8L	0:36.72	+1
4	9	BACKLIT BEAUTY Karl Zechner	6	62.1 2000m	0:11.97 2000m	0:49.16 [4] (0:12.40)	0:36.76 [5] (0:12.10)	0:24.66 [2] (0:12.16)	0:12.50 [4] (0:12.50)	3L	0:36.76	+6
5	2	SAVILEO Kyle Wilson-Taylor	5	61.6 600m	0:12.04 400m	0:48.94 [6] (0:12.26)	0:36.68 [6] (0:12.17)	0:24.51 [7] (0:12.04)	0:12.47 [5] (0:12.47)	3.2L	0:36.68	+7
6	7	DON QUIXOTE Robbie Dolan	15	62.1 600m	0:11.97 400m	0:48.78 [10] (0:12.13)	0:36.65 [10] (0:12.02)	0:24.63 [9] (0:11.97)	0:12.66 [7] (0:12.66)	4.5L	0:36.65	+2
7	12	ANOTHER DAZZLER Justin Stanley	12	61.0 800m	0:11.95 600m	0:48.54 [12] (0:12.09)	0:36.45 [12] (0:11.95)	0:24.50 [11] (0:12.04)	0:12.46 [9] (0:12.46)	4.7L	0:36.45	-11
8	8	FIT AND PROPER Samantha Collett	13	60.3 600m	0:12.21 600m	0:50.44 [1] (0:12.50)	0:37.94 [2] (0:12.21)	0:25.73 [1] (0:12.38)	0:13.35 [8] (0:13.35)	8.7L	0:37.94	+6
9	13	MATSUYAMA Georgina Cartwright	8	61.3 600m	0:12.06 600m	0:49.45 [11] (0:12.16)	0:37.29 [11] (0:12.06)	0:25.23 [12] (0:12.08)	0:13.15 [10] (0:13.15)	9L	0:37.29	+5
10	14	GIRRAMAY Amy Graham	7	61.1 800m	0:12.33 800m	0:51.16 [3] (0:12.33)	0:38.83 [3] (0:12.33)	0:26.50 [4] (0:12.55)	0:13.95 [11] (0:13.95)	13.8L	0:38.83	+12

Did Not Finish: Around The Buoy (#3)

Scratched: Fernao (#1), Embolden (#5), Son Of Satono (#11)

[] Ranking at each section and finish
 -:-:- No data available at this section
 NA No data available

SCN Saddle cloth number
 DNF Did not finish
 DNT Did not track



Sunshine Coast QLD Professional

Race 7: MARTIN COLLINS AUSTRALIA Class 1 Handicap - 2200m

01 September 2024 - 16:45



Track Rating: Good 4, Weather: Fine, Rail Position: +7m Entire

Section											
Field Times					800m	600m	400m	200m	Last 600m		
					0:48.89 (0:12.49)	0:36.40 (0:12.22)	0:24.18 (0:12.04)	0:12.14 (0:12.14)	0:36.40		
Rank	TAB	Horse/Jockey	Barrier	Top Speed [km/h]	Fastest Section	Margin				Distance Travelled [m]	
11	15	GENZEE	1	62.3	0:11.86	0:52.80 [2]	0:40.32 [1]	0:27.89 [6]	0:14.89 [12]	22.3L	0:40.32 +2
		Angela Jones		2000m	2000m	(0:12.48)	(0:12.43)	(0:13.00)	(0:14.89)		

Did Not Finish: Around The Buoy (#3)

Scratched: Fernao (#1), Embolden (#5), Son Of Satono (#11)

[] Ranking at each section and finish
 -:--:-- No data available at this section
 NA No data available

SCN Saddle cloth number
 DNF Did not finish
 DNT Did not track



Horse/Jockey Name	Delorme
Final Rank	1
Fastest Section Time (Section)	0:11.88 (400m)
Top Speed [km/h] (Section)	61.8 (200m)
Race State	Finished



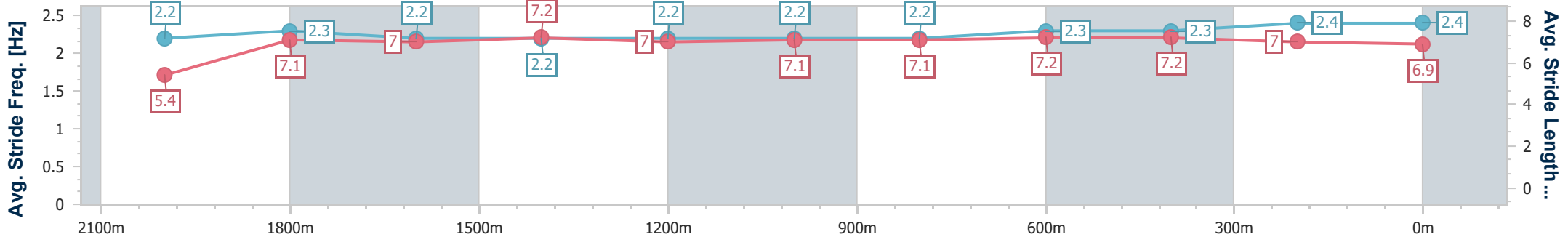
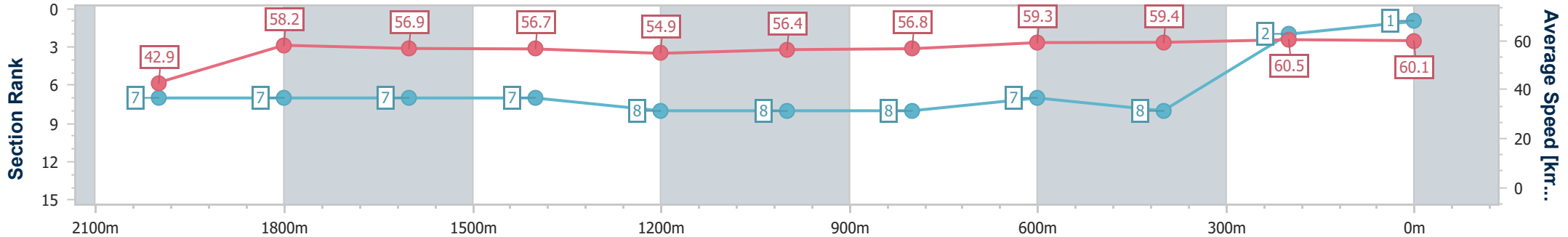
Sunshine Coast QLD Professional
 Race 7: MARTIN COLLINS AUSTRALIA Class 1 Handicap - 2200m



01 September 2024 - 16:45

Track Rating: Good 4, Weather: Fine, Rail Position: +7m Entire

Section	Overall	2000m	1800m	1600m	1400m	1200m	1000m	800m	600m	400m	200m
Section Times	2:21.54 [1] (0:16.74)	2:04.80 [7] (0:12.37)	1:52.43 [7] (0:12.65)	1:39.78 [7] (0:12.76)	1:27.02 [7] (0:13.17)	1:13.85 [8] (0:12.82)	1:01.03 [8] (0:12.72)	0:48.31 [8] (0:12.25)	0:36.06 [7] (0:12.17)	0:23.89 [8] (0:11.88)	0:12.01 [2] (0:12.01)
Average Speed [km/h]	42.9	58.2	56.9	56.7	54.9	56.4	56.8	59.3	59.4	60.5	60.1
Top Speed [km/h]	60.5	60.3	57.9	57.3	56.4	58.4	57.7	60.9	60.4	61.8	61.8
Avg. Dist. to Rail [m]	6.5	0.3	0.7	1.9	2.3	2.4	2.1	1.5	0.3	0.5	0.5
Avg. Stride Freq. [Hz]	2.2	2.3	2.2	2.2	2.2	2.2	2.2	2.3	2.3	2.4	2.4
Avg. Stride Length [m]	5.4	7.1	7.0	7.2	7.0	7.1	7.1	7.2	7.2	7.0	6.9



- [] Ranking at each section and finish
- .-.- No data available at this section
- NA No data available



Horse/Jockey Name	Farwest
Final Rank	2
Fastest Section Time (Section)	0:11.84 (400m)
Top Speed [km/h] (Section)	62.1 (400m)
Race State	Finished



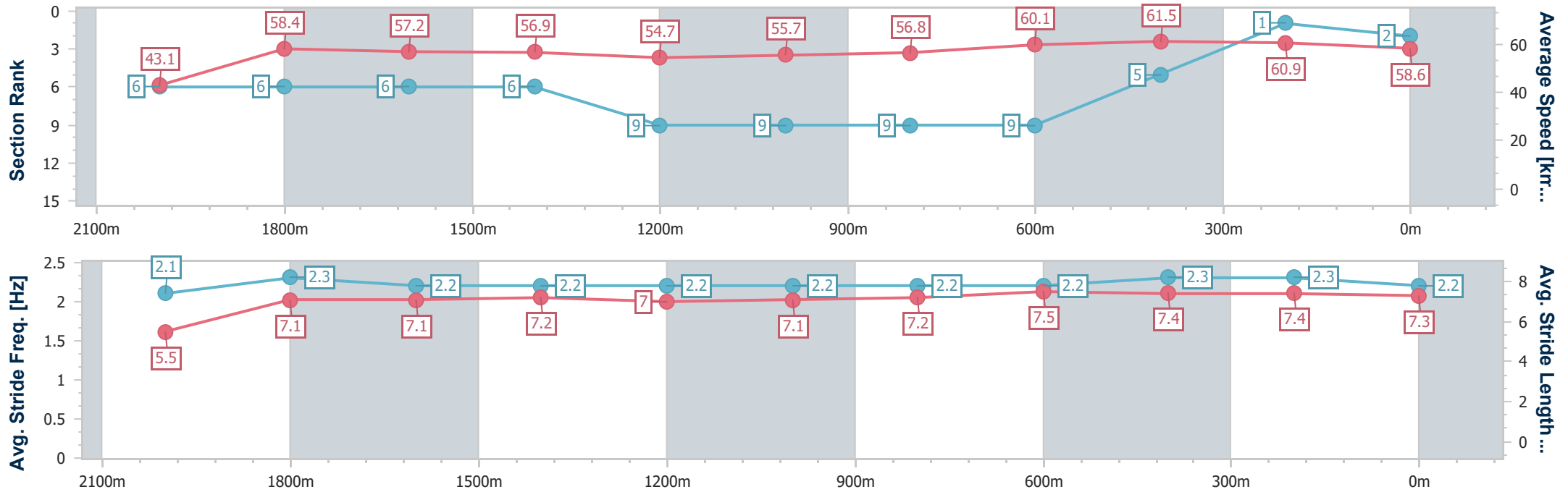
Sunshine Coast QLD Professional
Race 7: MARTIN COLLINS AUSTRALIA Class 1 Handicap - 2200m



01 September 2024 - 16:45

Track Rating: Good 4, Weather: Fine, Rail Position: +7m Entire

Section	Overall	2000m	1800m	1600m	1400m	1200m	1000m	800m	600m	400m	200m
Section Times	2:21.67 [2] (0:16.73)	2:04.94 [6] (0:12.32)	1:52.62 [6] (0:12.67)	1:39.95 [6] (0:12.75)	1:27.20 [6] (0:13.26)	1:13.94 [9] (0:12.94)	1:01.00 [9] (0:12.82)	0:48.18 [9] (0:12.12)	0:36.06 [9] (0:11.95)	0:24.11 [5] (0:11.84)	0:12.27 [1] (0:12.27)
Average Speed [km/h]	43.1	58.4	57.2	56.9	54.7	55.7	56.8	60.1	61.5	60.9	58.6
Top Speed [km/h]	60.0	60.2	57.7	57.7	56.0	57.0	58.9	61.3	62.1	62.1	59.6
Avg. Dist. to Rail [m]	7.5	0.3	0.5	2.6	3.4	3.3	3.0	2.5	3.5	5.4	5.4
Avg. Stride Freq. [Hz]	2.1	2.3	2.2	2.2	2.2	2.2	2.2	2.2	2.3	2.3	2.2
Avg. Stride Length [m]	5.5	7.1	7.1	7.2	7.0	7.1	7.2	7.5	7.4	7.4	7.3



- [] Ranking at each section and finish
- .-.- No data available at this section
- NA No data available



Horse/Jockey Name	Subaqua
Final Rank	3
Fastest Section Time (Section)	0:12.16 (400m)
Top Speed [km/h] (Section)	60.7 (2000m)
Race State	Finished



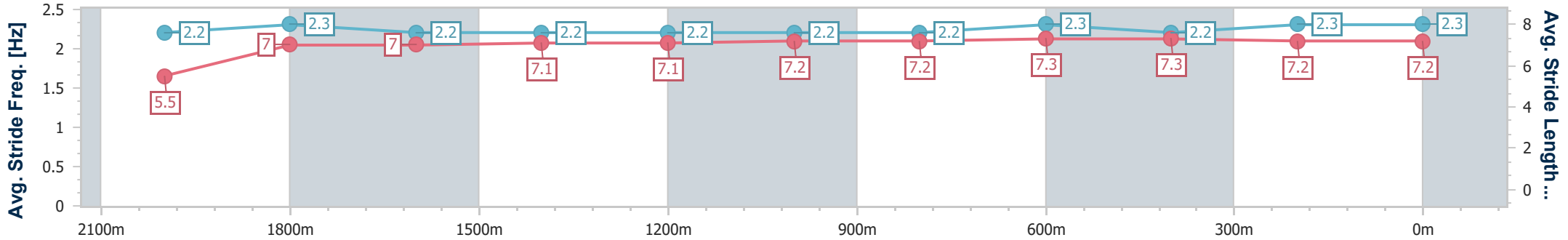
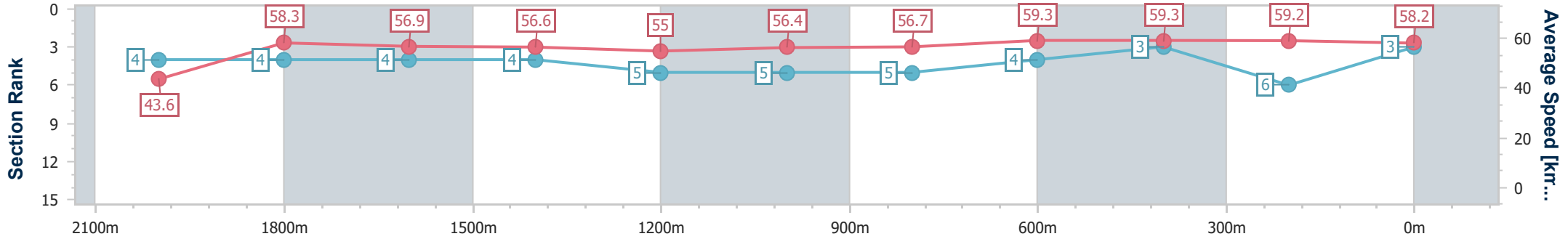
Sunshine Coast QLD Professional
Race 7: MARTIN COLLINS AUSTRALIA Class 1 Handicap - 2200m



01 September 2024 - 16:45

Track Rating: Good 4, Weather: Fine, Rail Position: +7m Entire

Section	Overall	2000m	1800m	1600m	1400m	1200m	1000m	800m	600m	400m	200m
Section Times	2:22.02 [3] (0:16.53)	2:05.49 [4] (0:12.27)	1:53.22 [4] (0:12.72)	1:40.50 [4] (0:12.77)	1:27.73 [4] (0:13.15)	1:14.58 [5] (0:12.80)	1:01.78 [5] (0:12.75)	0:49.03 [5] (0:12.31)	0:36.72 [4] (0:12.18)	0:24.54 [3] (0:12.16)	0:12.38 [6] (0:12.38)
Average Speed [km/h]	43.6	58.3	56.9	56.6	55.0	56.4	56.7	59.3	59.3	59.2	58.2
Top Speed [km/h]	59.8	60.7	58.8	57.3	56.3	57.7	58.4	60.3	60.5	60.0	60.0
Avg. Dist. to Rail [m]	6.7	0.9	0.8	1.9	2.3	2.4	2.1	1.8	1.1	2.2	1.9
Avg. Stride Freq. [Hz]	2.2	2.3	2.2	2.2	2.2	2.2	2.2	2.3	2.2	2.3	2.3
Avg. Stride Length [m]	5.5	7.0	7.0	7.1	7.1	7.2	7.2	7.3	7.3	7.2	7.2



- [] Ranking at each section and finish
- .-.- No data available at this section
- NA No data available



Horse/Jockey Name	Backlit Beauty
Final Rank	4
Fastest Section Time (Section)	0:11.97 (2000m)
Top Speed [km/h] (Section)	62.1 (2000m)
Race State	Finished



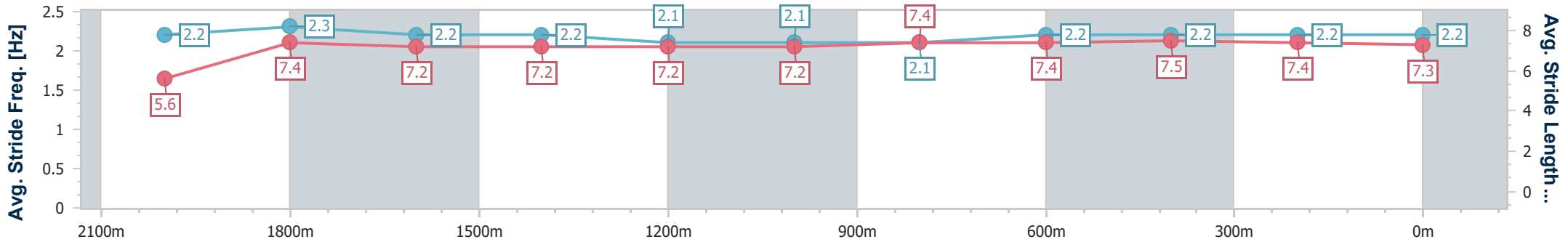
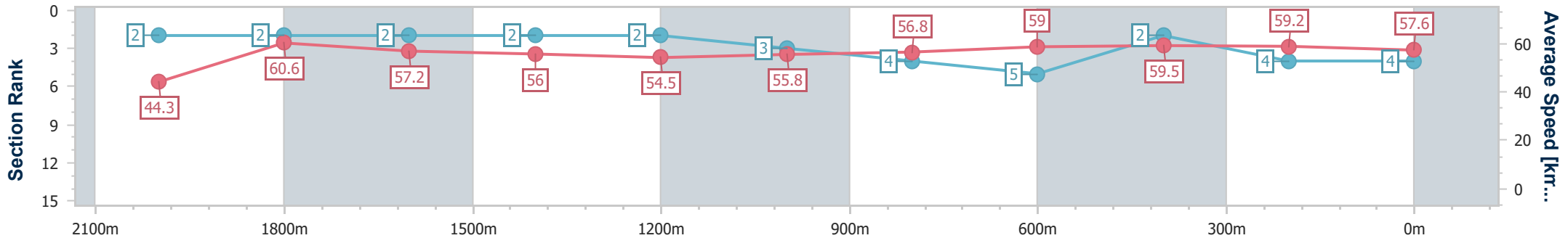
Sunshine Coast QLD Professional
Race 7: MARTIN COLLINS AUSTRALIA Class 1 Handicap - 2200m



01 September 2024 - 16:45

Track Rating: Good 4, Weather: Fine, Rail Position: +7m Entire

Section	Overall	2000m	1800m	1600m	1400m	1200m	1000m	800m	600m	400m	200m
Section Times	2:22.07 [4] (0:16.28)	2:05.79 [2] (0:11.97)	1:53.82 [2] (0:12.63)	1:41.19 [2] (0:12.98)	1:28.21 [2] (0:13.34)	1:14.87 [2] (0:12.89)	1:01.98 [3] (0:12.82)	0:49.16 [4] (0:12.40)	0:36.76 [5] (0:12.10)	0:24.66 [2] (0:12.16)	0:12.50 [4] (0:12.50)
Average Speed [km/h]	44.3	60.6	57.2	56.0	54.5	55.8	56.8	59.0	59.5	59.2	57.6
Top Speed [km/h]	61.9	62.1	58.8	56.8	55.3	57.0	58.3	60.6	60.5	59.7	58.9
Avg. Dist. to Rail [m]	8.8	1.5	1.4	2.9	3.3	3.3	3.3	2.8	0.4	2.1	3.0
Avg. Stride Freq. [Hz]	2.2	2.3	2.2	2.2	2.1	2.1	2.1	2.2	2.2	2.2	2.2
Avg. Stride Length [m]	5.6	7.4	7.2	7.2	7.2	7.2	7.4	7.4	7.5	7.4	7.3



- [] Ranking at each section and finish
- .-.- No data available at this section
- NA No data available



Horse/Jockey Name	Savileo
Final Rank	5
Fastest Section Time (Section)	0:12.04 (400m)
Top Speed [km/h] (Section)	61.6 (600m)
Race State	Finished



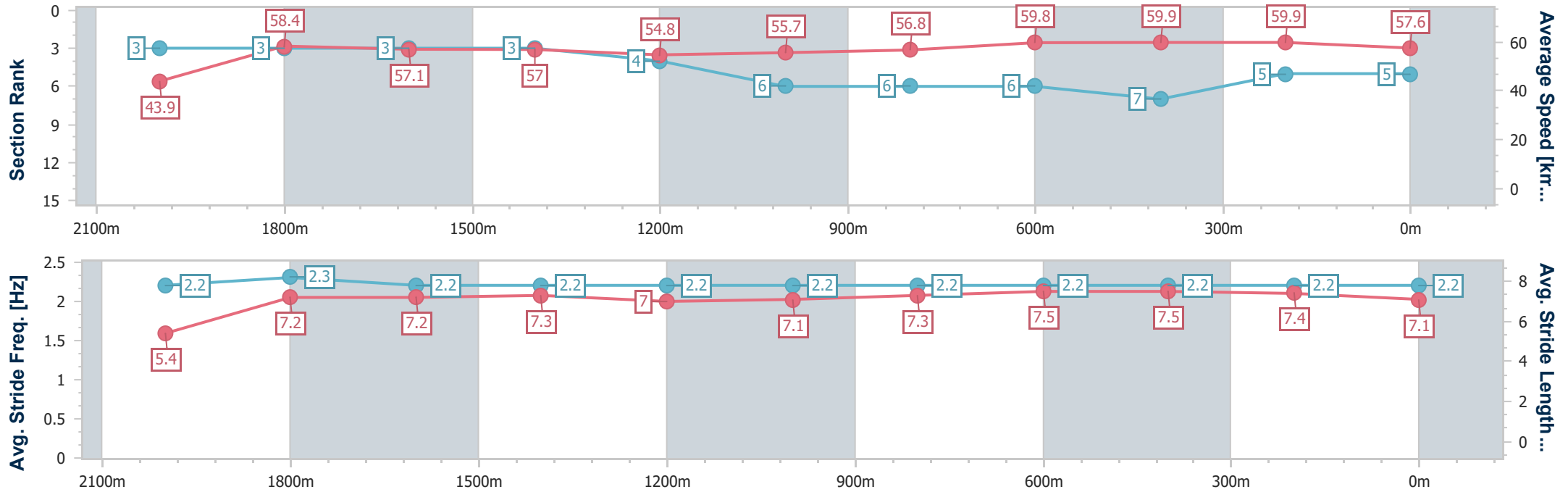
Sunshine Coast QLD Professional
Race 7: MARTIN COLLINS AUSTRALIA Class 1 Handicap - 2200m



01 September 2024 - 16:45

Track Rating: Good 4, Weather: Fine, Rail Position: +7m Entire

Section	Overall	2000m	1800m	1600m	1400m	1200m	1000m	800m	600m	400m	200m
Section Times	2:22.10 [5] (0:16.39)	2:05.71 [3] (0:12.37)	1:53.34 [3] (0:12.66)	1:40.68 [3] (0:12.70)	1:27.98 [3] (0:13.29)	1:14.69 [4] (0:12.93)	1:01.76 [6] (0:12.82)	0:48.94 [6] (0:12.26)	0:36.68 [6] (0:12.17)	0:24.51 [7] (0:12.04)	0:12.47 [5] (0:12.47)
Average Speed [km/h]	43.9	58.4	57.1	57.0	54.8	55.7	56.8	59.8	59.9	59.9	57.6
Top Speed [km/h]	60.5	59.9	58.3	57.5	55.6	56.8	58.7	61.0	61.6	61.4	58.8
Avg. Dist. to Rail [m]	7.7	0.5	0.8	2.8	3.6	3.9	3.4	3.2	2.6	4.6	5.3
Avg. Stride Freq. [Hz]	2.2	2.3	2.2	2.2	2.2	2.2	2.2	2.2	2.2	2.2	2.2
Avg. Stride Length [m]	5.4	7.2	7.2	7.3	7.0	7.1	7.3	7.5	7.5	7.4	7.1



- [] Ranking at each section and finish
- .-.- No data available at this section
- NA No data available



Horse/Jockey Name	Don Quixote
Final Rank	6
Fastest Section Time (Section)	0:11.97 (400m)
Top Speed [km/h] (Section)	62.1 (600m)
Race State	Finished



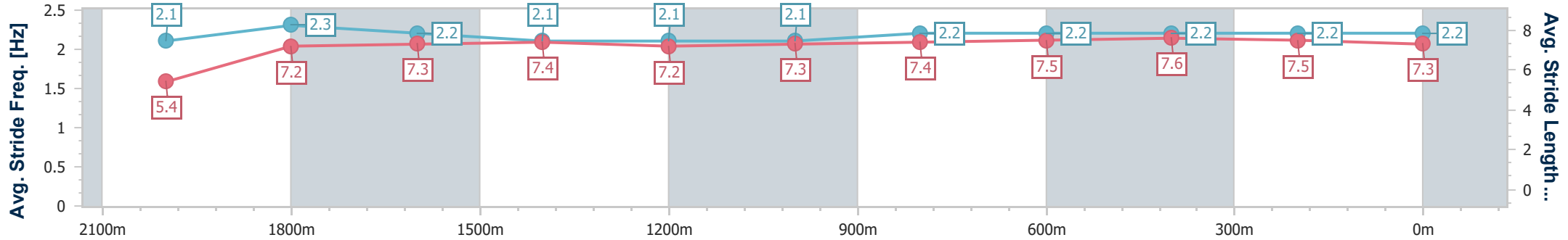
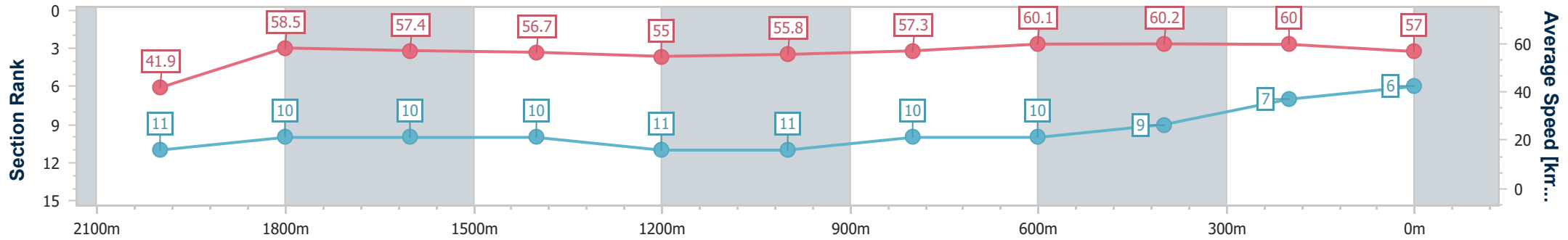
Sunshine Coast QLD Professional
Race 7: MARTIN COLLINS AUSTRALIA Class 1 Handicap - 2200m



01 September 2024 - 16:45

Track Rating: Good 4, Weather: Fine, Rail Position: +7m Entire

Section	Overall	2000m	1800m	1600m	1400m	1200m	1000m	800m	600m	400m	200m
Section Times	2:22.34 [6] (0:17.20)	2:05.14 [11] (0:12.29)	1:52.85 [10] (0:12.58)	1:40.27 [10] (0:12.76)	1:27.51 [10] (0:13.16)	1:14.35 [11] (0:12.95)	1:01.40 [11] (0:12.62)	0:48.78 [10] (0:12.13)	0:36.65 [10] (0:12.02)	0:24.63 [9] (0:11.97)	0:12.66 [7] (0:12.66)
Average Speed [km/h]	41.9	58.5	57.4	56.7	55.0	55.8	57.3	60.1	60.2	60.0	57.0
Top Speed [km/h]	60.2	59.5	58.1	57.4	56.6	57.9	58.8	61.5	62.1	60.8	59.9
Avg. Dist. to Rail [m]	9.1	0.6	0.7	1.9	2.2	2.3	2.0	1.6	1.3	3.3	3.0
Avg. Stride Freq. [Hz]	2.1	2.3	2.2	2.1	2.1	2.1	2.2	2.2	2.2	2.2	2.2
Avg. Stride Length [m]	5.4	7.2	7.3	7.4	7.2	7.3	7.4	7.5	7.6	7.5	7.3



- [] Ranking at each section and finish
- .-.- No data available at this section
- NA No data available



Horse/Jockey Name	Another Dazzler
Final Rank	7
Fastest Section Time (Section)	0:11.95 (600m)
Top Speed [km/h] (Section)	61.0 (800m)
Race State	Finished



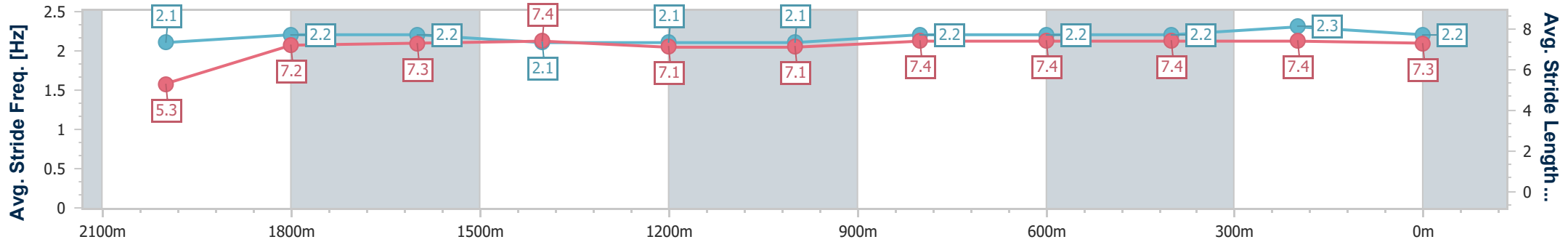
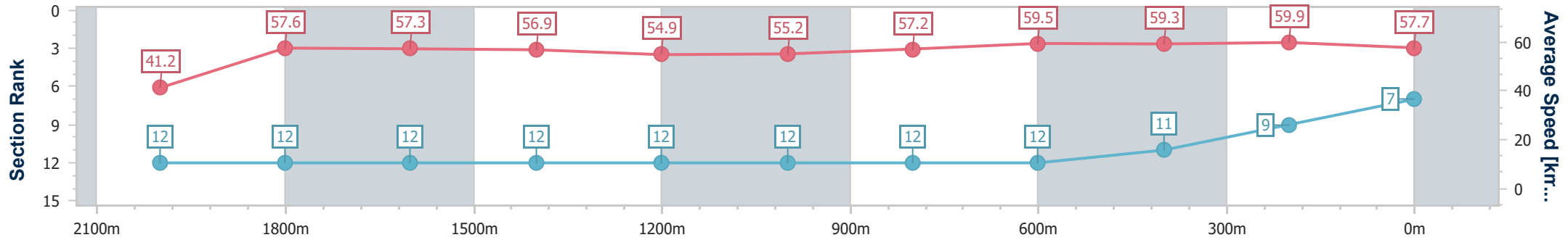
Sunshine Coast QLD Professional
Race 7: MARTIN COLLINS AUSTRALIA Class 1 Handicap - 2200m



01 September 2024 - 16:45

Track Rating: Good 4, Weather: Fine, Rail Position: +7m Entire

Section	Overall	2000m	1800m	1600m	1400m	1200m	1000m	800m	600m	400m	200m
Section Times	2:22.40 [7] (0:17.46)	2:04.94 [12] (0:12.43)	1:52.51 [12] (0:12.49)	1:40.02 [12] (0:12.67)	1:27.35 [12] (0:13.17)	1:14.18 [12] (0:13.01)	1:01.17 [12] (0:12.63)	0:48.54 [12] (0:12.09)	0:36.45 [12] (0:11.95)	0:24.50 [11] (0:12.04)	0:12.46 [9] (0:12.46)
Average Speed [km/h]	41.2	57.6	57.3	56.9	54.9	55.2	57.2	59.5	59.3	59.9	57.7
Top Speed [km/h]	57.4	59.8	58.1	57.3	56.1	58.6	58.8	61.0	60.8	60.4	59.4
Avg. Dist. to Rail [m]	8.5	1.1	1.1	0.7	1.3	1.2	1.1	0.5	3.1	1.7	1.5
Avg. Stride Freq. [Hz]	2.1	2.2	2.2	2.1	2.1	2.1	2.2	2.2	2.2	2.3	2.2
Avg. Stride Length [m]	5.3	7.2	7.3	7.4	7.1	7.1	7.4	7.4	7.4	7.4	7.3



- [] Ranking at each section and finish
- .-.- No data available at this section
- NA No data available



Horse/Jockey Name	Fit And Proper
Final Rank	8
Fastest Section Time (Section)	0:12.21 (600m)
Top Speed [km/h] (Section)	60.3 (600m)
Race State	Finished



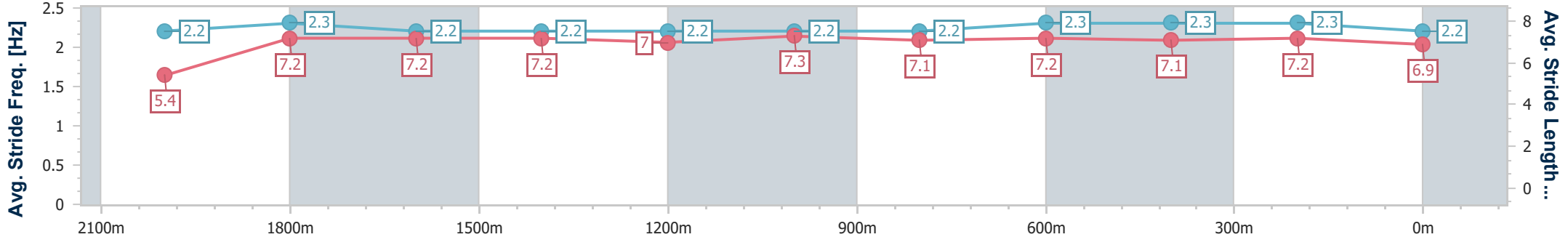
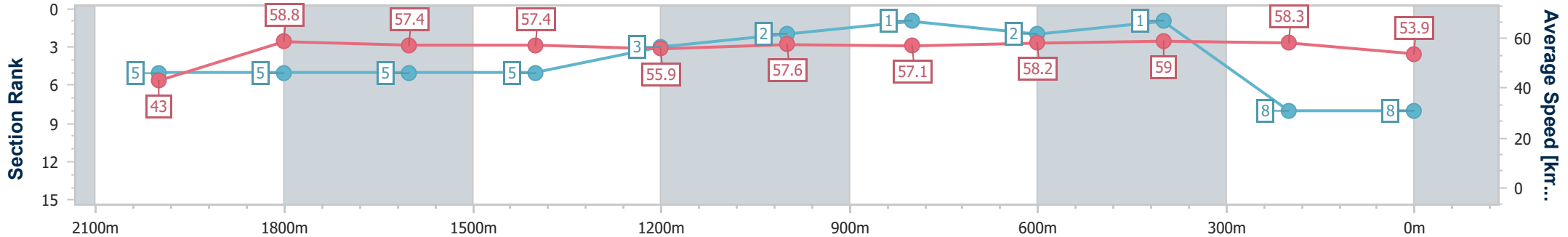
Sunshine Coast QLD Professional
Race 7: MARTIN COLLINS AUSTRALIA Class 1 Handicap - 2200m



01 September 2024 - 16:45

Track Rating: Good 4, Weather: Fine, Rail Position: +7m Entire

Section	Overall	2000m	1800m	1600m	1400m	1200m	1000m	800m	600m	400m	200m
Section Times	2:23.09 [8] (0:16.68)	2:06.41 [5] (0:12.36)	1:54.05 [5] (0:12.66)	1:41.39 [5] (0:12.63)	1:28.76 [5] (0:13.05)	1:15.71 [3] (0:12.54)	1:03.17 [2] (0:12.73)	0:50.44 [1] (0:12.50)	0:37.94 [2] (0:12.21)	0:25.73 [1] (0:12.38)	0:13.35 [8] (0:13.35)
Average Speed [km/h]	43.0	58.8	57.4	57.4	55.9	57.6	57.1	58.2	59.0	58.3	53.9
Top Speed [km/h]	59.6	59.7	58.2	58.5	56.9	58.3	58.0	59.7	60.3	58.7	58.1
Avg. Dist. to Rail [m]	11.1	1.6	1.6	3.7	4.5	4.3	3.1	2.0	0.4	0.9	1.7
Avg. Stride Freq. [Hz]	2.2	2.3	2.2	2.2	2.2	2.2	2.2	2.3	2.3	2.3	2.2
Avg. Stride Length [m]	5.4	7.2	7.2	7.2	7.0	7.3	7.1	7.2	7.1	7.2	6.9



- [] Ranking at each section and finish
- .-.- No data available at this section
- NA No data available



Horse/Jockey Name	Matsuyama
Final Rank	9
Fastest Section Time (Section)	0:12.06 (600m)
Top Speed [km/h] (Section)	61.3 (600m)
Race State	Finished



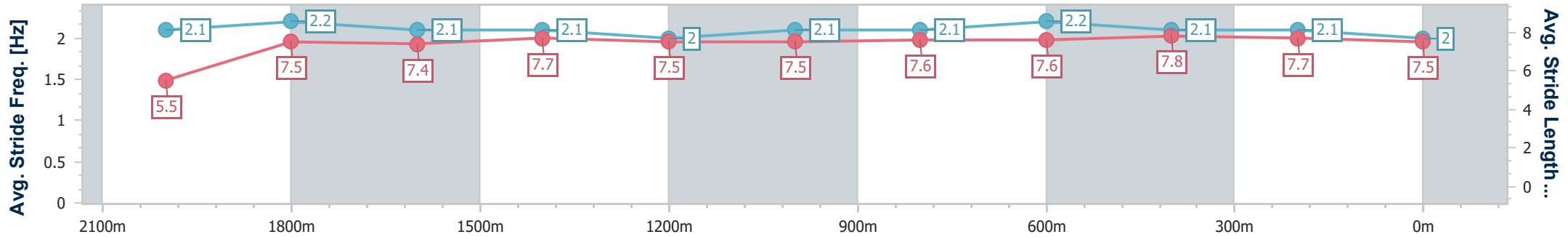
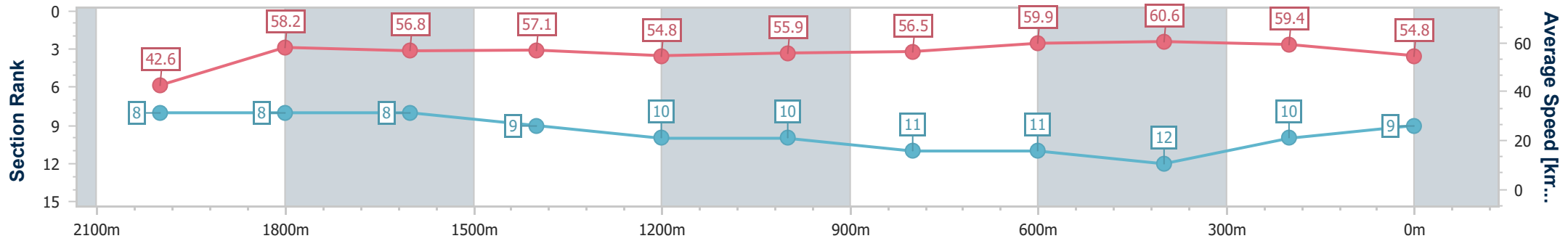
Sunshine Coast QLD Professional
Race 7: MARTIN COLLINS AUSTRALIA Class 1 Handicap - 2200m



01 September 2024 - 16:45

Track Rating: Good 4, Weather: Fine, Rail Position: +7m Entire

Section	Overall	2000m	1800m	1600m	1400m	1200m	1000m	800m	600m	400m	200m
Section Times	2:23.17 [9] (0:16.91)	2:06.26 [8] (0:12.36)	1:53.90 [8] (0:12.71)	1:41.19 [8] (0:12.72)	1:28.47 [9] (0:13.26)	1:15.21 [10] (0:12.93)	1:02.28 [10] (0:12.83)	0:49.45 [11] (0:12.16)	0:37.29 [11] (0:12.06)	0:25.23 [12] (0:12.08)	0:13.15 [10] (0:13.15)
Average Speed [km/h]	42.6	58.2	56.8	57.1	54.8	55.9	56.5	59.9	60.6	59.4	54.8
Top Speed [km/h]	58.1	59.7	58.1	57.7	56.7	58.0	58.7	61.1	61.3	60.2	58.0
Avg. Dist. to Rail [m]	8.7	0.5	0.8	2.8	3.2	3.2	2.7	2.4	1.9	3.1	3.5
Avg. Stride Freq. [Hz]	2.1	2.2	2.1	2.1	2.0	2.1	2.1	2.2	2.1	2.1	2.0
Avg. Stride Length [m]	5.5	7.5	7.4	7.7	7.5	7.5	7.6	7.6	7.8	7.7	7.5



- [] Ranking at each section and finish
- .-.- No data available at this section
- NA No data available



Horse/Jockey Name	Girramay
Final Rank	10
Fastest Section Time (Section)	0:12.33 (800m)
Top Speed [km/h] (Section)	61.1 (800m)
Race State	Finished



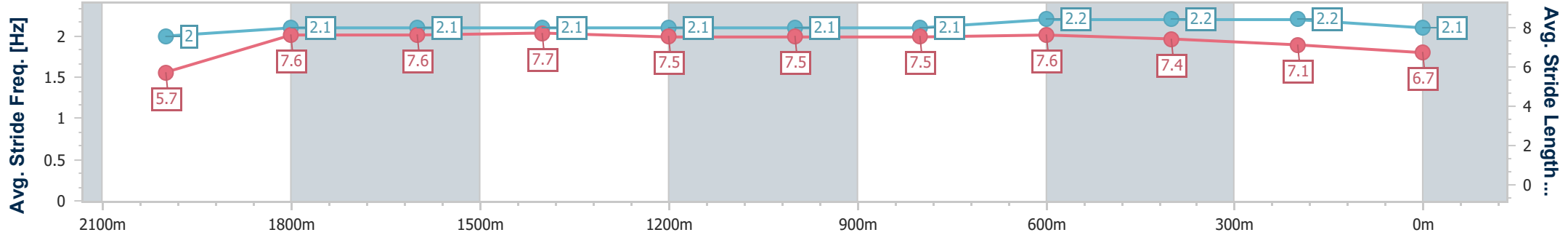
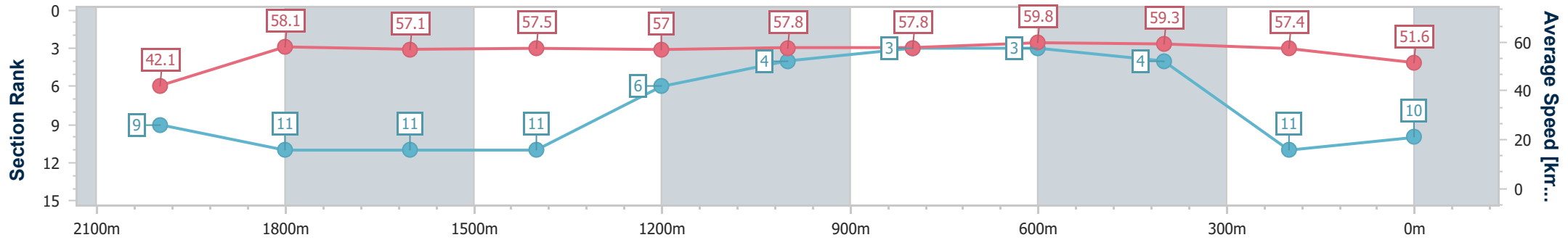
Sunshine Coast QLD Professional
Race 7: MARTIN COLLINS AUSTRALIA Class 1 Handicap - 2200m



01 September 2024 - 16:45

Track Rating: Good 4, Weather: Fine, Rail Position: +7m Entire

Section	Overall	2000m	1800m	1600m	1400m	1200m	1000m	800m	600m	400m	200m
Section Times	2:23.99 [10] (0:17.08)	2:06.91 [9] (0:12.46)	1:54.45 [11] (0:12.70)	1:41.75 [11] (0:12.64)	1:29.11 [11] (0:12.81)	1:16.30 [6] (0:12.53)	1:03.77 [4] (0:12.61)	0:51.16 [3] (0:12.33)	0:38.83 [3] (0:12.33)	0:26.50 [4] (0:12.55)	0:13.95 [11] (0:13.95)
Average Speed [km/h]	42.1	58.1	57.1	57.5	57.0	57.8	57.8	59.8	59.3	57.4	51.6
Top Speed [km/h]	59.0	59.2	58.0	57.9	57.7	58.5	58.8	61.1	60.6	58.8	55.5
Avg. Dist. to Rail [m]	8.1	0.4	1.4	3.2	5.4	5.6	4.6	4.2	3.0	5.2	5.6
Avg. Stride Freq. [Hz]	2.0	2.1	2.1	2.1	2.1	2.1	2.1	2.2	2.2	2.2	2.1
Avg. Stride Length [m]	5.7	7.6	7.6	7.7	7.5	7.5	7.5	7.6	7.4	7.1	6.7



- [] Ranking at each section and finish
- .-.- No data available at this section
- NA No data available



Horse/Jockey Name	Genzee
Final Rank	11
Fastest Section Time (Section)	0:11.86 (2000m)
Top Speed [km/h] (Section)	62.3 (2000m)
Race State	Finished



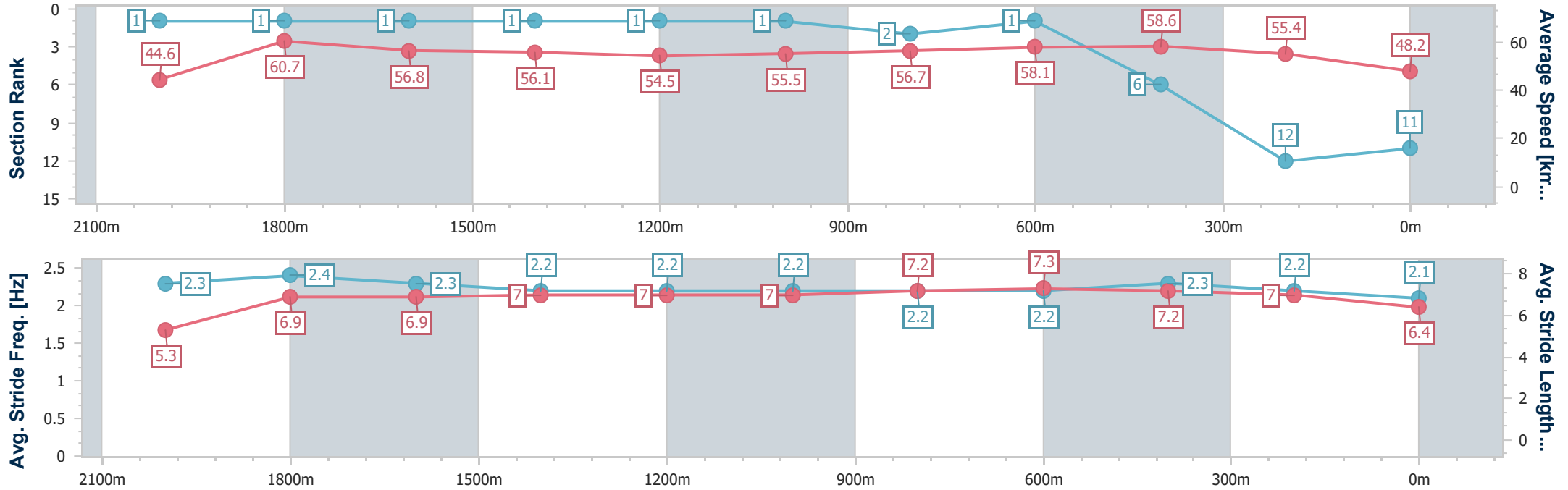
Sunshine Coast QLD Professional
Race 7: MARTIN COLLINS AUSTRALIA Class 1 Handicap - 2200m



01 September 2024 - 16:45

Track Rating: Good 4, Weather: Fine, Rail Position: +7m Entire

Section	Overall	2000m	1800m	1600m	1400m	1200m	1000m	800m	600m	400m	200m
Section Times	2:25.46 [11] (0:16.12)	2:09.34 [1] (0:11.86)	1:57.48 [1] (0:12.74)	1:44.74 [1] (0:12.89)	1:31.85 [1] (0:13.30)	1:18.55 [1] (0:12.97)	1:05.58 [1] (0:12.78)	0:52.80 [2] (0:12.48)	0:40.32 [1] (0:12.43)	0:27.89 [6] (0:13.00)	0:14.89 [12] (0:14.89)
Average Speed [km/h]	44.6	60.7	56.8	56.1	54.5	55.5	56.7	58.1	58.6	55.4	48.2
Top Speed [km/h]	61.5	62.3	58.8	57.2	55.2	57.5	57.1	60.1	59.9	57.4	52.9
Avg. Dist. to Rail [m]	5.9	0.3	0.7	1.7	2.5	2.2	1.7	1.6	1.6	1.9	1.1
Avg. Stride Freq. [Hz]	2.3	2.4	2.3	2.2	2.2	2.2	2.2	2.2	2.3	2.2	2.1
Avg. Stride Length [m]	5.3	6.9	6.9	7.0	7.0	7.0	7.2	7.3	7.2	7.0	6.4



- [] Ranking at each section and finish
- .-.- No data available at this section
- NA No data available



Horse/Jockey Name	Around The Buoy
Final Rank	1
Fastest Section Time (Section)	0:11.79 (400m)
Top Speed [km/h] (Section)	62.6 (200m)
Race State	DidNotFinish



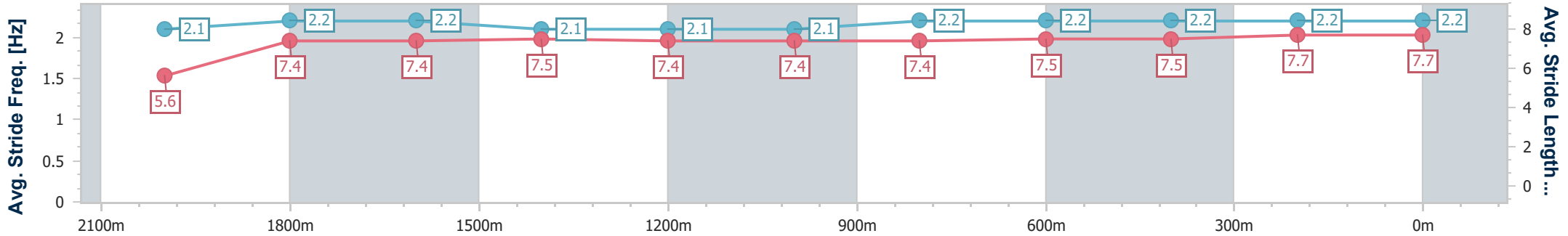
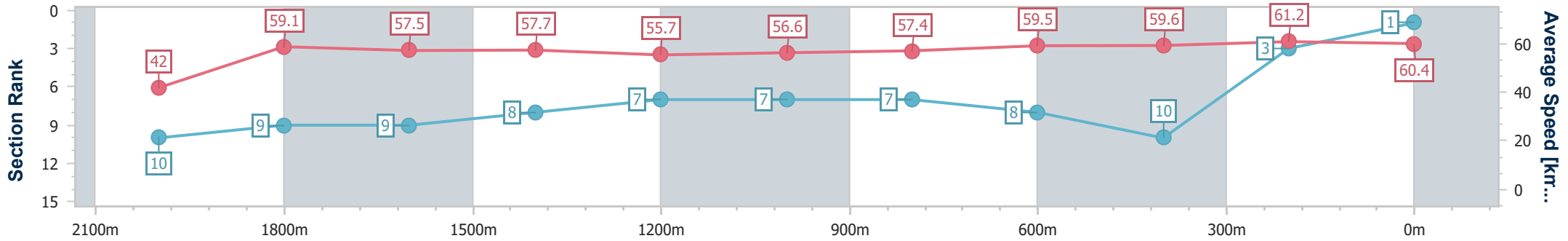
Sunshine Coast QLD Professional
Race 7: MARTIN COLLINS AUSTRALIA Class 1 Handicap - 2200m



01 September 2024 - 16:45

Track Rating: Good 4, Weather: Fine, Rail Position: +7m Entire

Section	Overall	2000m	1800m	1600m	1400m	1200m	1000m	800m	600m	400m	200m
Section Times	0:00.00 [1] (0:17.17)	0:00.00 [10] (0:12.22)	0:00.00 [9] (0:12.64)	0:00.00 [9] (0:12.61)	0:00.00 [8] (0:13.05)	0:00.00 [7] (0:12.81)	0:00.00 [7] (0:12.70)	0:00.00 [7] (0:12.29)	0:00.00 [8] (0:12.29)	0:00.00 [10] (0:11.79)	0:00.00 [3] (0:11.93)
Average Speed [km/h]	42.0	59.1	57.5	57.7	55.7	56.6	57.4	59.5	59.6	61.2	60.4
Top Speed [km/h]	58.9	62.0	58.0	58.1	57.1	57.5	58.1	61.7	61.2	62.0	62.6
Avg. Dist. to Rail [m]	10.3	0.9	1.6	3.8	4.3	4.5	4.0	3.4	2.9	6.5	6.7
Avg. Stride Freq. [Hz]	2.1	2.2	2.2	2.1	2.1	2.1	2.2	2.2	2.2	2.2	2.2
Avg. Stride Length [m]	5.6	7.4	7.4	7.5	7.4	7.4	7.4	7.5	7.5	7.7	7.7



- [] Ranking at each section and finish
- .-.- No data available at this section
- NA No data available