



Sunshine Coast QLD Professional
Race 3: KEVLACAT POWER BOATS AUSTRALIA Class 5 Handicap - 1600m
04 September 2024 - 13:43



Track Rating: Good 4, Weather: Overcast, Rail Position: +9m Entire

Section		Overall	1400m	1200m	1000m	800m	600m	400m	Last 600m				
Field Times		1:36.15 (0:13.19)	1:22.96 (0:11.16)	1:11.80 (0:11.39)	1:00.41 (0:12.17)	0:48.24 (0:12.65)	0:35.59 (0:12.32)	0:23.27 (0:11.58)	0:35.59				
Rank	TAB Horse/Jockey	Barrier	Top Speed [km/h]	Fastest Section									Distance Travelled [m]
1	3 SEBRING GIRL Cody Collis	2	66.8 1400m	0:11.11 1400m	1:36.15 [1] (0:13.46)	1:22.69 [6] (0:11.11)	1:11.58 [5] (0:11.67)	0:59.91 [5] (0:12.20)	0:47.71 [5] (0:12.67)	0:35.04 [6] (0:12.15)	0:22.89 [5] (0:11.29)	0:35.04	
2	7 ULTIMATE OUTCOME Nikita Beriman	4	68.4 Overall	0:11.18 1400m	1:36.31 [2] (0:13.19)	1:23.12 [1] (0:11.18)	1:11.94 [2] (0:11.60)	1:00.34 [4] (0:12.16)	0:48.18 [3] (0:12.71)	0:35.47 [3] (0:12.17)	0:23.30 [3] (0:11.45)	0:35.47	+1
3	1 ALVERDUN Justin Huxtable	1	66.2 Overall	0:11.27 1400m	1:36.35 [3] (0:13.34)	1:23.01 [4] (0:11.27)	1:11.74 [6] (0:11.71)	1:00.03 [6] (0:12.21)	0:47.82 [7] (0:12.52)	0:35.30 [5] (0:12.32)	0:22.98 [6] (0:11.28)	0:35.30	-6
4	8 STEP ON FIRE Georgina Cartwright	6	66.2 Overall	0:11.23 1400m	1:36.46 [4] (0:13.61)	1:22.85 [7] (0:11.23)	1:11.62 [7] (0:11.53)	1:00.09 [7] (0:12.11)	0:47.98 [6] (0:12.86)	0:35.12 [8] (0:12.08)	0:23.04 [7] (0:11.31)	0:35.12	-1
5	2 TWIGMAN Andrew Mallyon	7	67.2 Overall	0:11.02 1400m	1:36.55 [5] (0:13.42)	1:23.13 [5] (0:11.02)	1:12.11 [4] (0:11.30)	1:00.81 [1] (0:12.17)	0:48.64 [1] (0:12.71)	0:35.93 [2] (0:12.28)	0:23.65 [2] (0:11.60)	0:35.93	+2
6	4 TYNDRUM GOLD Jag Guthmann-Chester	3	67.2 1400m	0:11.16 1400m	1:36.62 [6] (0:13.22)	1:23.40 [2] (0:11.16)	1:12.24 [3] (0:11.55)	1:00.69 [3] (0:12.28)	0:48.41 [4] (0:12.63)	0:35.78 [4] (0:12.36)	0:23.42 [4] (0:11.55)	0:35.78	-8
7	6 O'MISS BEHAVING Emily Lang	8	65.6 1400m	0:11.20 1400m	1:36.64 [7] (0:13.69)	1:22.95 [8] (0:11.20)	1:11.75 [8] (0:11.68)	1:00.07 [8] (0:12.07)	0:48.00 [8] (0:12.62)	0:35.38 [7] (0:12.19)	0:23.19 [8] (0:11.34)	0:35.38	+2
8	5 TELEPHONE BOOTH Angela Jones	5	67.9 Overall	0:11.08 1400m	1:37.15 [8] (0:13.27)	1:23.88 [3] (0:11.08)	1:12.80 [1] (0:11.49)	1:01.31 [2] (0:12.11)	0:49.20 [2] (0:12.61)	0:36.59 [1] (0:12.32)	0:24.27 [1] (0:11.94)	0:36.59	-3

[] Ranking at each section and finish
 -:-:- No data available at this section
 NA No data available

SCN Saddle cloth number
 DNF Did not finish
 DNT Did not track



Sunshine Coast QLD Professional
Race 3: KEVLACAT POWER BOATS AUSTRALIA Class 5 Handicap - 1600m
04 September 2024 - 13:43



Track Rating: Good 4, Weather: Overcast, Rail Position: +9m Entire

Section				200m				Last 600m	
Field Times				0:11.69 (0:11.69)				0:35.59	
Rank	TAB	Horse/Jockey	Barrier	Top Speed [km/h]	Fastest Section	Margin			Distance Travelled [m]
1	3	SEBRING GIRL Cody Collis	2	66.8 1400m	0:11.11 1400m	0:11.60 [3] (0:11.60)	1:36.15		0:35.04
2	7	ULTIMATE OUTCOME Nikita Beriman	4	68.4 Overall	0:11.18 1400m	0:11.85 [1] (0:11.85)	0.8L		0:35.47 +1
3	1	ALVERDUN Justin Huxtable	1	66.2 Overall	0:11.27 1400m	0:11.70 [4] (0:11.70)	1L		0:35.30 -6
4	8	STEP ON FIRE Georgina Cartwright	6	66.2 Overall	0:11.23 1400m	0:11.73 [5] (0:11.73)	1.5L		0:35.12 -1
5	2	TWIGMAN Andrew Mallyon	7	67.2 Overall	0:11.02 1400m	0:12.05 [2] (0:12.05)	1.9L		0:35.93 +2
6	4	TYNDRUM GOLD Jag Guthmann-Chester	3	67.2 1400m	0:11.16 1400m	0:11.87 [6] (0:11.87)	2.2L		0:35.78 -8
7	6	O'MISS BEHAVING Emily Lang	8	65.6 1400m	0:11.20 1400m	0:11.85 [7] (0:11.85)	2.3L		0:35.38 +2
8	5	TELEPHONE BOOTH Angela Jones	5	67.9 Overall	0:11.08 1400m	0:12.33 [8] (0:12.33)	5.3L		0:36.59 -3

[] Ranking at each section and finish
 -:-:- No data available at this section
 NA No data available

SCN Saddle cloth number
 DNF Did not finish
 DNT Did not track



Horse/Jockey Name	Sebring Girl
Final Rank	1
Fastest Section Time (Section)	0:11.11 (1400m)
Top Speed [km/h] (Section)	66.8 (1400m)
Race State	Finished



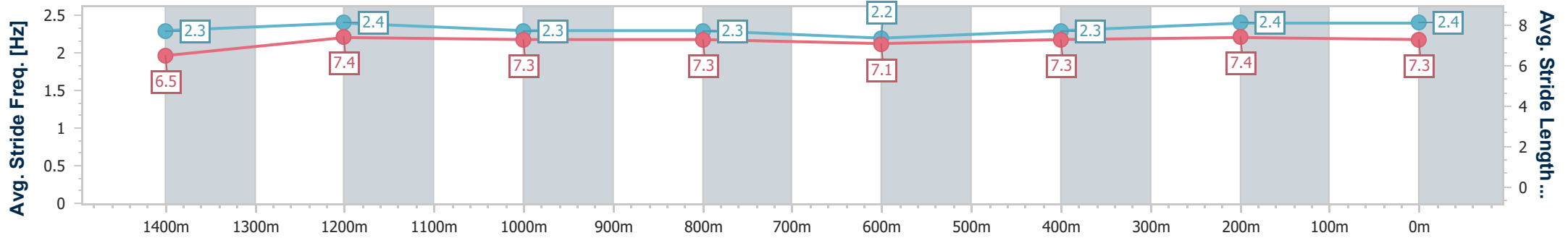
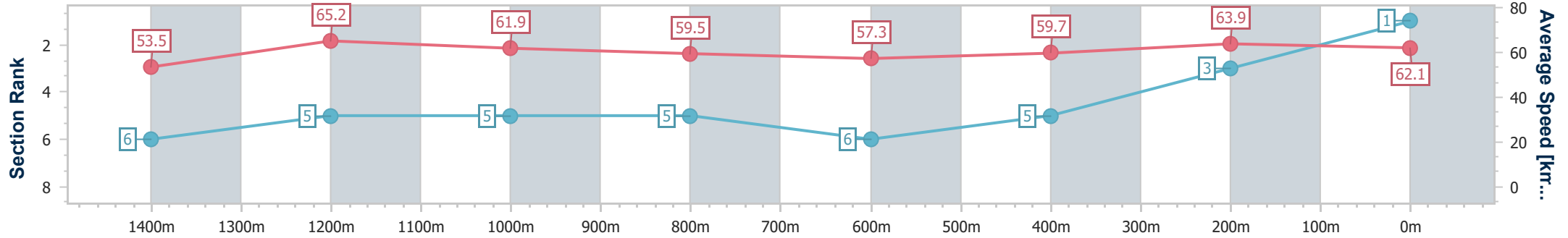
Sunshine Coast QLD Professional
Race 3: KEVLACAT POWER BOATS AUSTRALIA Class 5
Handicap - 1600m



04 September 2024 - 13:43

Track Rating: Good 4, Weather: Overcast, Rail Position: +9m Entire

Section	Overall	1400m	1200m	1000m	800m	600m	400m	200m
Section Times	1:36.15 [1] (0:13.46)	1:22.69 [6] (0:11.11)	1:11.58 [5] (0:11.67)	0:59.91 [5] (0:12.20)	0:47.71 [5] (0:12.67)	0:35.04 [6] (0:12.15)	0:22.89 [5] (0:11.29)	0:11.60 [3] (0:11.60)
Average Speed [km/h]	53.5	65.2	61.9	59.5	57.3	59.7	63.9	62.1
Top Speed [km/h]	65.2	66.8	63.9	61.8	58.4	61.5	65.3	64.7
Avg. Dist. to Rail [m]	3.0	2.6	2.9	2.8	1.9	1.3	2.9	3.8
Avg. Stride Freq. [Hz]	2.3	2.4	2.3	2.3	2.2	2.3	2.4	2.4
Avg. Stride Length [m]	6.5	7.4	7.3	7.3	7.1	7.3	7.4	7.3



- [] Ranking at each section and finish
- .-.- No data available at this section
- NA No data available



Horse/Jockey Name	Ultimate Outcome
Final Rank	2
Fastest Section Time (Section)	0:11.18 (1400m)
Top Speed [km/h] (Section)	68.4 (Overall)
Race State	Finished



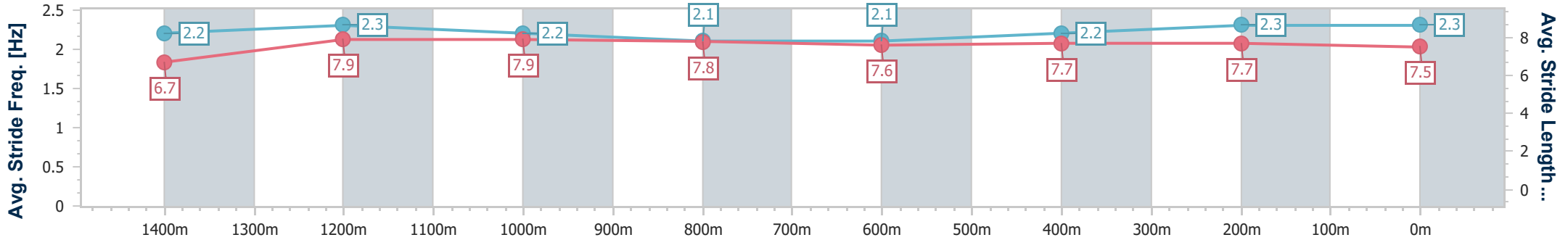
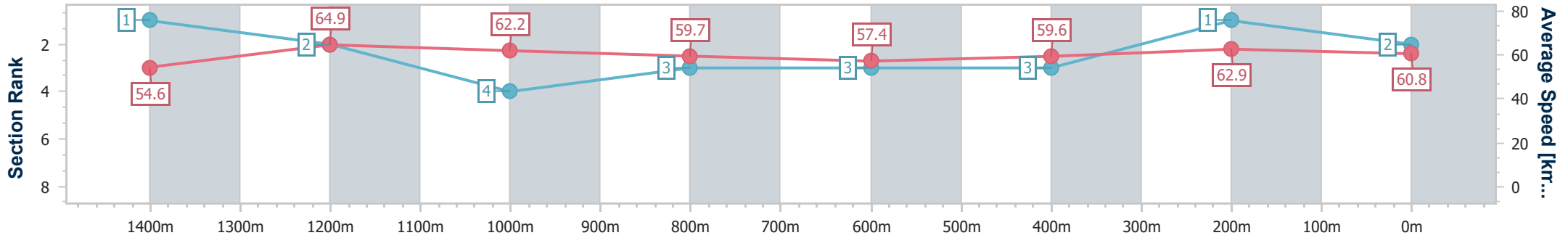
Sunshine Coast QLD Professional
Race 3: KEVLACAT POWER BOATS AUSTRALIA Class 5
Handicap - 1600m



04 September 2024 - 13:43

Track Rating: Good 4, Weather: Overcast, Rail Position: +9m Entire

Section	Overall	1400m	1200m	1000m	800m	600m	400m	200m
Section Times	1:36.31 [2] (0:13.19)	1:23.12 [1] (0:11.18)	1:11.94 [2] (0:11.60)	1:00.34 [4] (0:12.16)	0:48.18 [3] (0:12.71)	0:35.47 [3] (0:12.17)	0:23.30 [3] (0:11.45)	0:11.85 [1] (0:11.85)
Average Speed [km/h]	54.6	64.9	62.2	59.7	57.4	59.6	62.9	60.8
Top Speed [km/h]	68.4	67.8	63.4	61.7	58.3	60.9	63.5	62.8
Avg. Dist. to Rail [m]	5.5	3.2	3.4	2.8	2.4	1.7	2.3	2.4
Avg. Stride Freq. [Hz]	2.2	2.3	2.2	2.1	2.1	2.2	2.3	2.3
Avg. Stride Length [m]	6.7	7.9	7.9	7.8	7.6	7.7	7.7	7.5



- [] Ranking at each section and finish
- .-.- No data available at this section
- NA No data available



Horse/Jockey Name	Alverdun
Final Rank	3
Fastest Section Time (Section)	0:11.27 (1400m)
Top Speed [km/h] (Section)	66.2 (Overall)
Race State	Finished



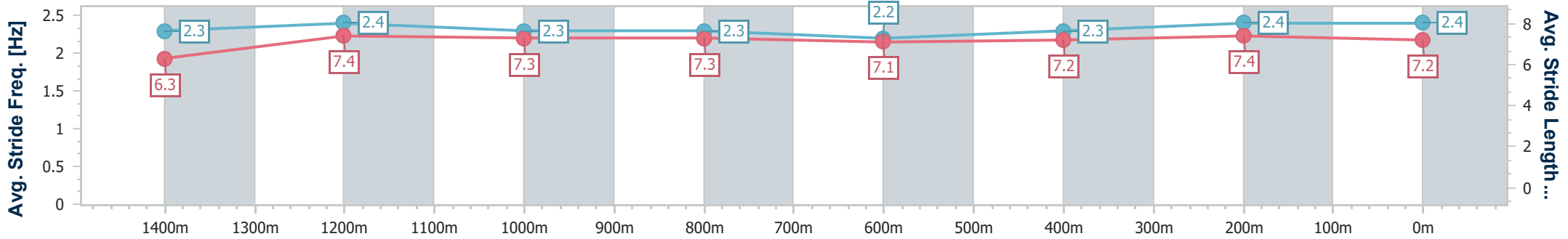
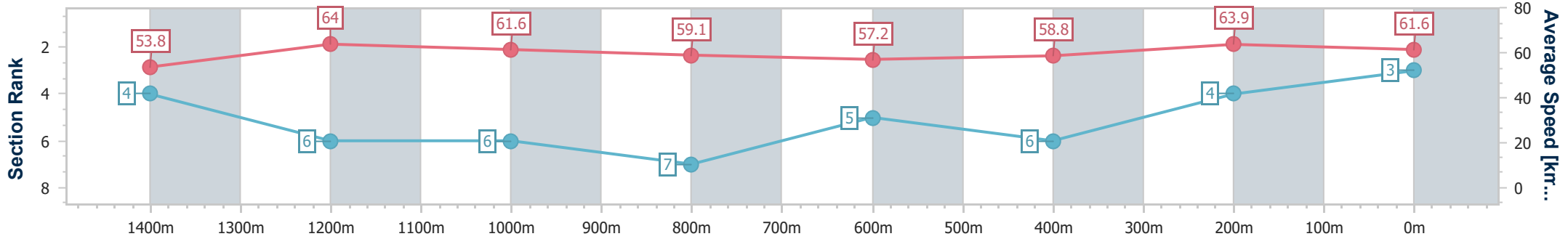
Sunshine Coast QLD Professional
Race 3: KEVLACAT POWER BOATS AUSTRALIA Class 5
Handicap - 1600m



04 September 2024 - 13:43

Track Rating: Good 4, Weather: Overcast, Rail Position: +9m Entire

Section	Overall	1400m	1200m	1000m	800m	600m	400m	200m
Section Times	1:36.35 [3] (0:13.34)	1:23.01 [4] (0:11.27)	1:11.74 [6] (0:11.71)	1:00.03 [6] (0:12.21)	0:47.82 [7] (0:12.52)	0:35.30 [5] (0:12.32)	0:22.98 [6] (0:11.28)	0:11.70 [4] (0:11.70)
Average Speed [km/h]	53.8	64.0	61.6	59.1	57.2	58.8	63.9	61.6
Top Speed [km/h]	66.2	66.2	63.5	61.4	58.0	61.9	65.3	62.8
Avg. Dist. to Rail [m]	2.1	1.1	1.4	0.8	0.9	1.1	0.6	0.6
Avg. Stride Freq. [Hz]	2.3	2.4	2.3	2.3	2.2	2.3	2.4	2.4
Avg. Stride Length [m]	6.3	7.4	7.3	7.3	7.1	7.2	7.4	7.2



- [] Ranking at each section and finish
- .-.- No data available at this section
- NA No data available



Horse/Jockey Name	Step On Fire
Final Rank	4
Fastest Section Time (Section)	0:11.23 (1400m)
Top Speed [km/h] (Section)	66.2 (Overall)
Race State	Finished



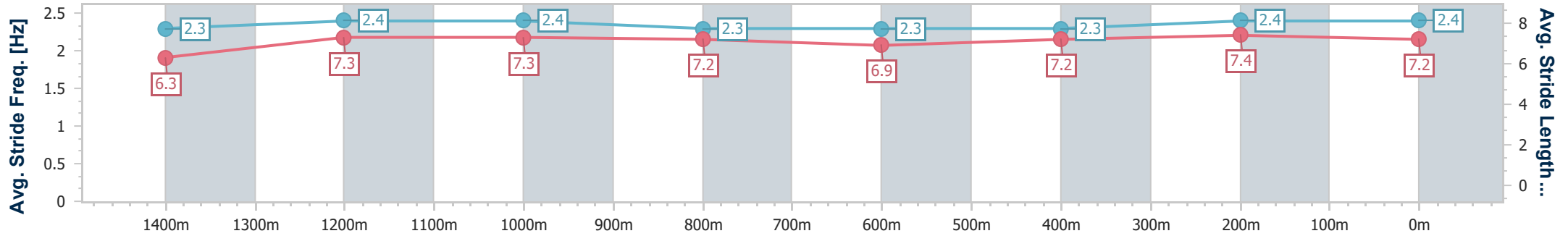
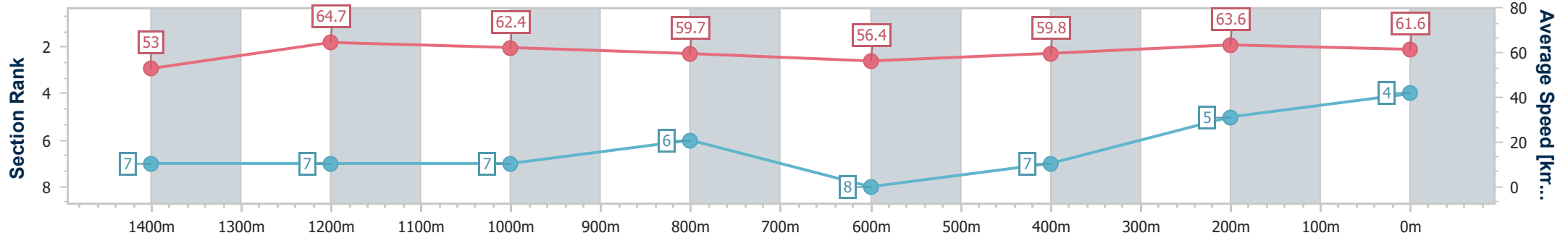
Sunshine Coast QLD Professional
Race 3: KEVLACAT POWER BOATS AUSTRALIA Class 5
Handicap - 1600m



04 September 2024 - 13:43

Track Rating: Good 4, Weather: Overcast, Rail Position: +9m Entire

Section	Overall	1400m	1200m	1000m	800m	600m	400m	200m
Section Times	1:36.46 [4] (0:13.61)	1:22.85 [7] (0:11.23)	1:11.62 [7] (0:11.53)	1:00.09 [7] (0:12.11)	0:47.98 [6] (0:12.86)	0:35.12 [8] (0:12.08)	0:23.04 [7] (0:11.31)	0:11.73 [5] (0:11.73)
Average Speed [km/h]	53.0	64.7	62.4	59.7	56.4	59.8	63.6	61.6
Top Speed [km/h]	66.2	65.8	64.3	61.8	58.3	63.5	64.9	64.3
Avg. Dist. to Rail [m]	5.9	2.3	2.4	2.1	1.2	0.4	1.1	1.3
Avg. Stride Freq. [Hz]	2.3	2.4	2.4	2.3	2.3	2.3	2.4	2.4
Avg. Stride Length [m]	6.3	7.3	7.3	7.2	6.9	7.2	7.4	7.2



- [] Ranking at each section and finish
- .-.- No data available at this section
- NA No data available



Horse/Jockey Name	Twigman
Final Rank	5
Fastest Section Time (Section)	0:11.02 (1400m)
Top Speed [km/h] (Section)	67.2 (Overall)
Race State	Finished



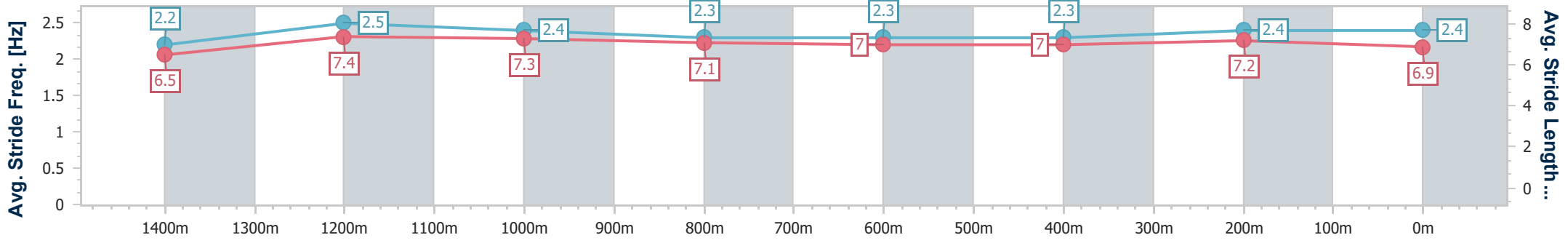
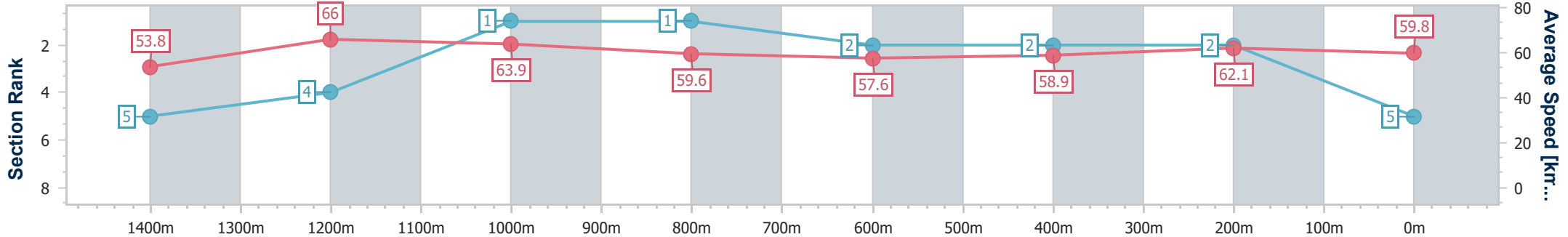
Sunshine Coast QLD Professional
Race 3: KEVLACAT POWER BOATS AUSTRALIA Class 5
Handicap - 1600m



04 September 2024 - 13:43

Track Rating: Good 4, Weather: Overcast, Rail Position: +9m Entire

Section	Overall	1400m	1200m	1000m	800m	600m	400m	200m
Section Times	1:36.55 [5] (0:13.42)	1:23.13 [5] (0:11.02)	1:12.11 [4] (0:11.30)	1:00.81 [1] (0:12.17)	0:48.64 [1] (0:12.71)	0:35.93 [2] (0:12.28)	0:23.65 [2] (0:11.60)	0:12.05 [2] (0:12.05)
Average Speed [km/h]	53.8	66.0	63.9	59.6	57.6	58.9	62.1	59.8
Top Speed [km/h]	67.2	66.8	65.0	62.0	58.7	60.5	62.7	62.0
Avg. Dist. to Rail [m]	8.1	4.3	4.8	3.2	2.3	1.1	0.7	0.4
Avg. Stride Freq. [Hz]	2.2	2.5	2.4	2.3	2.3	2.3	2.4	2.4
Avg. Stride Length [m]	6.5	7.4	7.3	7.1	7.0	7.0	7.2	6.9



- [] Ranking at each section and finish
- .-.- No data available at this section
- NA No data available



Horse/Jockey Name	Tyndrum Gold
Final Rank	6
Fastest Section Time (Section)	0:11.16 (1400m)
Top Speed [km/h] (Section)	67.2 (1400m)
Race State	Finished



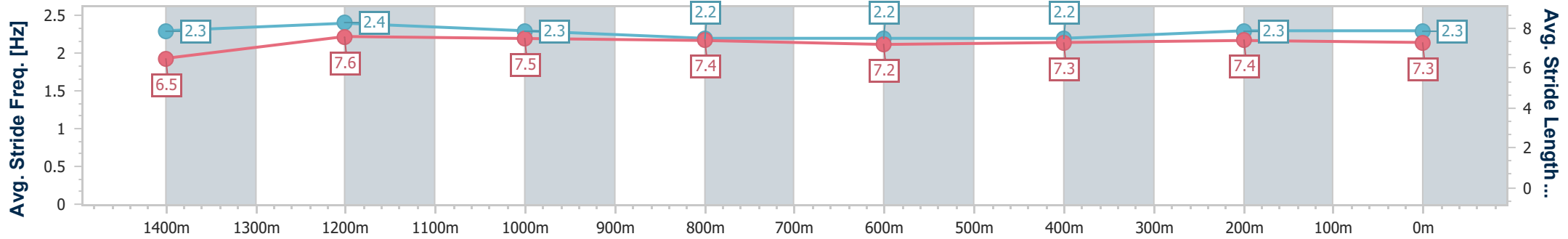
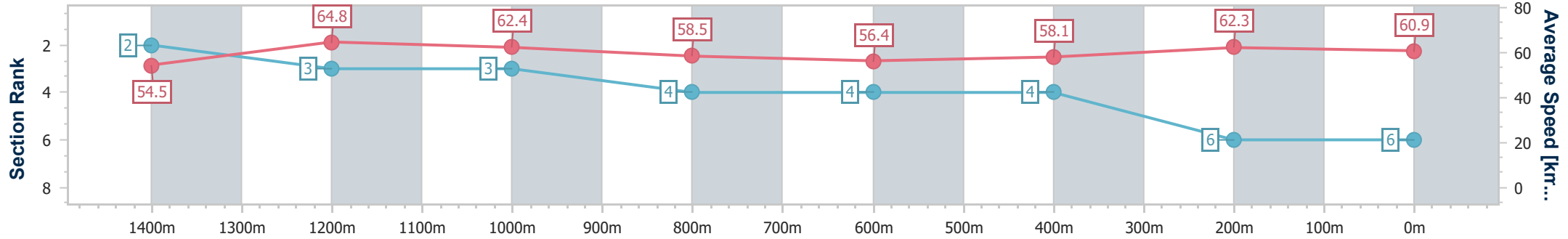
Sunshine Coast QLD Professional
Race 3: KEVLACAT POWER BOATS AUSTRALIA Class 5
Handicap - 1600m



04 September 2024 - 13:43

Track Rating: Good 4, Weather: Overcast, Rail Position: +9m Entire

Section	Overall	1400m	1200m	1000m	800m	600m	400m	200m
Section Times	1:36.62 [6] (0:13.22)	1:23.40 [2] (0:11.16)	1:12.24 [3] (0:11.55)	1:00.69 [3] (0:12.28)	0:48.41 [4] (0:12.63)	0:35.78 [4] (0:12.36)	0:23.42 [4] (0:11.55)	0:11.87 [6] (0:11.87)
Average Speed [km/h]	54.5	64.8	62.4	58.5	56.4	58.1	62.3	60.9
Top Speed [km/h]	66.2	67.2	64.3	61.8	57.1	60.1	63.5	63.0
Avg. Dist. to Rail [m]	3.9	1.5	0.4	0.5	1.5	0.4	0.9	2.4
Avg. Stride Freq. [Hz]	2.3	2.4	2.3	2.2	2.2	2.2	2.3	2.3
Avg. Stride Length [m]	6.5	7.6	7.5	7.4	7.2	7.3	7.4	7.3



- [] Ranking at each section and finish
- .-.- No data available at this section
- NA No data available



Horse/Jockey Name	O'miss Behaving
Final Rank	7
Fastest Section Time (Section)	0:11.20 (1400m)
Top Speed [km/h] (Section)	65.6 (1400m)
Race State	Finished



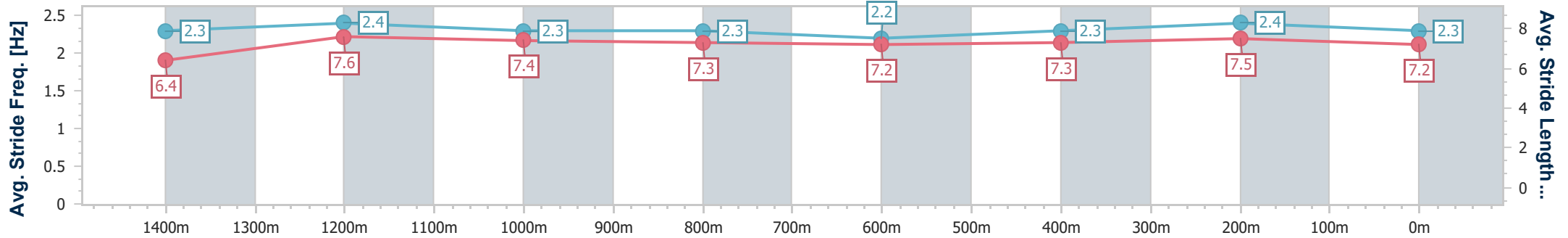
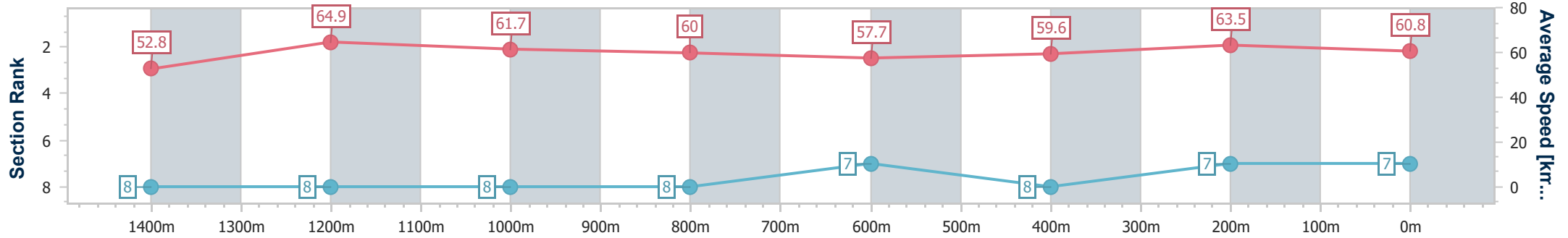
Sunshine Coast QLD Professional
Race 3: KEVLACAT POWER BOATS AUSTRALIA Class 5
Handicap - 1600m



04 September 2024 - 13:43

Track Rating: Good 4, Weather: Overcast, Rail Position: +9m Entire

Section	Overall	1400m	1200m	1000m	800m	600m	400m	200m
Section Times	1:36.64 [7] (0:13.69)	1:22.95 [8] (0:11.20)	1:11.75 [8] (0:11.68)	1:00.07 [8] (0:12.07)	0:48.00 [8] (0:12.62)	0:35.38 [7] (0:12.19)	0:23.19 [8] (0:11.34)	0:11.85 [7] (0:11.85)
Average Speed [km/h]	52.8	64.9	61.7	60.0	57.7	59.6	63.5	60.8
Top Speed [km/h]	64.3	65.6	64.5	61.8	59.6	61.7	64.6	63.1
Avg. Dist. to Rail [m]	9.0	3.3	3.3	3.2	2.1	1.3	3.2	4.0
Avg. Stride Freq. [Hz]	2.3	2.4	2.3	2.3	2.2	2.3	2.4	2.3
Avg. Stride Length [m]	6.4	7.6	7.4	7.3	7.2	7.3	7.5	7.2



- [] Ranking at each section and finish
- .-.- No data available at this section
- NA No data available



Horse/Jockey Name	Telephone Booth
Final Rank	8
Fastest Section Time (Section)	0:11.08 (1400m)
Top Speed [km/h] (Section)	67.9 (Overall)
Race State	Finished



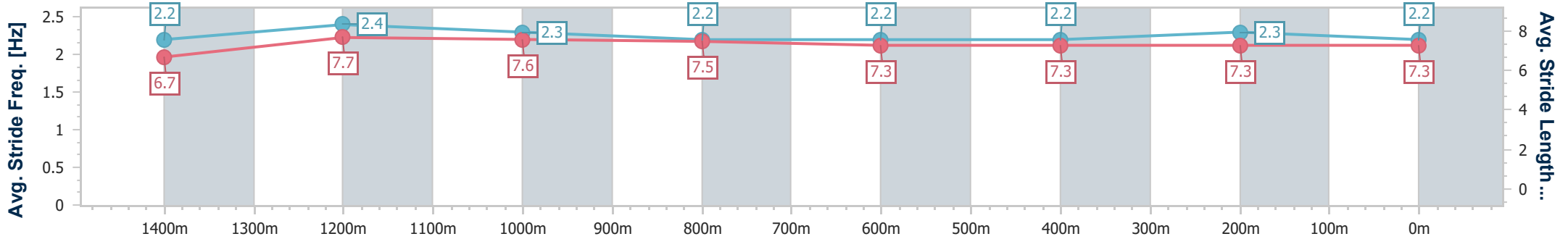
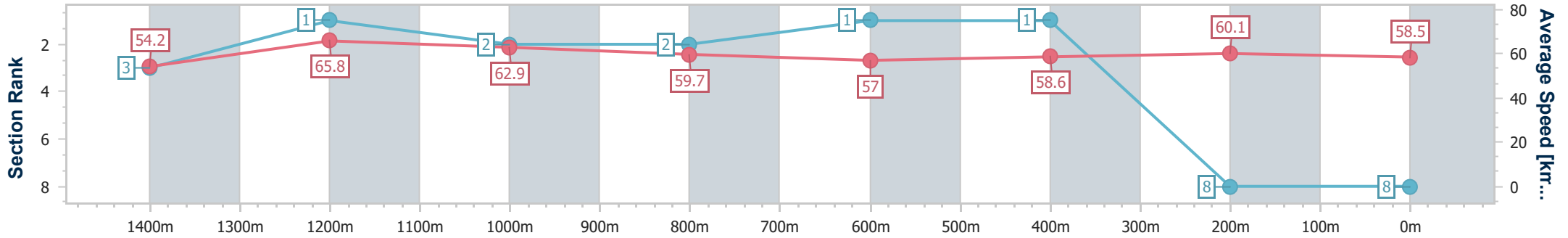
Sunshine Coast QLD Professional
Race 3: KEVLACAT POWER BOATS AUSTRALIA Class 5
Handicap - 1600m



04 September 2024 - 13:43

Track Rating: Good 4, Weather: Overcast, Rail Position: +9m Entire

Section	Overall	1400m	1200m	1000m	800m	600m	400m	200m
Section Times	1:37.15 [8] (0:13.27)	1:23.88 [3] (0:11.08)	1:12.80 [1] (0:11.49)	1:01.31 [2] (0:12.11)	0:49.20 [2] (0:12.61)	0:36.59 [1] (0:12.32)	0:24.27 [1] (0:11.94)	0:12.33 [8] (0:12.33)
Average Speed [km/h]	54.2	65.8	62.9	59.7	57.0	58.6	60.1	58.5
Top Speed [km/h]	67.9	67.8	64.1	62.8	58.0	59.9	61.1	59.4
Avg. Dist. to Rail [m]	6.5	4.7	3.1	1.7	0.5	0.4	0.6	0.1
Avg. Stride Freq. [Hz]	2.2	2.4	2.3	2.2	2.2	2.2	2.3	2.2
Avg. Stride Length [m]	6.7	7.7	7.6	7.5	7.3	7.3	7.3	7.3



- [] Ranking at each section and finish
- .-.- No data available at this section
- NA No data available