



Sunshine Coast QLD Professional

Race 6: WIMMERS PREMIUM SOFT DRINKS Class 1 Handicap - 1400m

04 September 2024 - 15:28



Track Rating: Good 4, Weather: Fine, Rail Position: +9m Entire

Section		Field Times										Last 600m				
		Overall	1200m	1000m	800m	600m	400m						0:36.22			
		1:23.68 (0:13.35)	1:10.33 (0:10.71)	0:59.62 (0:11.37)	0:48.25 (0:12.03)	0:36.22 (0:12.00)	0:24.22 (0:11.87)									
Rank	TAB	Horse/Jockey	Barrier	Top Speed [km/h]	Fastest Section											Distance Travelled [m]
1	3	HOLY FLASH	11	66.0	0:11.02	1:23.68 [1]	1:09.55 [10]	0:58.53 [10]	0:47.12 [10]	0:35.24 [10]	0:23.55 [9]	0:35.24				
		Sean Cormack		1200m	1200m	(0:14.13)	(0:11.02)	(0:11.41)	(0:11.88)	(0:11.69)	(0:11.51)					
2	5	GLOWLIGHT	4	67.4	0:10.95	1:23.77 [2]	1:09.86 [8]	0:58.91 [8]	0:47.42 [8]	0:35.48 [9]	0:23.63 [10]	0:35.48		-3		
		Andrew Mallyon		1200m	1200m	(0:13.91)	(0:10.95)	(0:11.49)	(0:11.94)	(0:11.85)	(0:11.21)					
3	4	MERCHANT FLYER	2	66.6	0:11.01	1:23.82 [3]	1:09.89 [9]	0:58.88 [9]	0:47.46 [9]	0:35.73 [8]	0:23.85 [8]	0:35.73		-4		
		Boris Thornton		1200m	1200m	(0:13.93)	(0:11.01)	(0:11.42)	(0:11.73)	(0:11.88)	(0:11.63)					
4	10	CLUEDO	9	68.4	0:10.78	1:23.99 [4]	1:10.43 [4]	0:59.65 [4]	0:48.14 [4]	0:36.12 [5]	0:24.27 [4]	0:36.12		+2		
		Marnu Potgieter		1200m	1200m	(0:13.56)	(0:10.78)	(0:11.51)	(0:12.02)	(0:11.85)	(0:11.66)					
5	7	BUCKS FIZZ	7	68.2	0:10.78	1:24.13 [5]	1:10.73 [2]	0:59.95 [2]	0:48.49 [2]	0:36.51 [3]	0:24.62 [2]	0:36.51		-2		
		Justin Huxtable		1200m	1200m	(0:13.40)	(0:10.78)	(0:11.46)	(0:11.98)	(0:11.89)	(0:11.82)					
6	2	FREEMAN	8	67.6	0:10.88	1:24.27 [6]	1:10.48 [6]	0:59.60 [7]	0:48.20 [6]	0:36.31 [7]	0:24.36 [6]	0:36.31		+1		
		Robbie Dolan		1200m	1200m	(0:13.79)	(0:10.88)	(0:11.40)	(0:11.89)	(0:11.95)	(0:11.64)					
7	9	RIVA D'AMOR	3	68.1	0:10.80	1:24.89 [7]	1:11.16 [5]	1:00.36 [5]	0:48.92 [5]	0:37.04 [4]	0:25.07 [5]	0:37.04		-1		
		Micheal Hellyer		1200m	1200m	(0:13.73)	(0:10.80)	(0:11.44)	(0:11.88)	(0:11.97)	(0:11.98)					
8	8	POWER ACE	1	68.2	0:10.71	1:24.92 [8]	1:11.57 [1]	1:00.86 [1]	0:49.49 [1]	0:37.46 [1]	0:25.46 [1]	0:37.46		-4		
		Emily Lang		1200m	1200m	(0:13.35)	(0:10.71)	(0:11.37)	(0:12.03)	(0:12.00)	(0:12.18)					
9	11	PAPER COWBOY	6	68.0	0:10.77	1:24.96 [9]	1:11.41 [3]	1:00.64 [3]	0:49.14 [3]	0:37.35 [2]	0:25.34 [3]	0:37.35		-4		
		Georgina Cartwright		1200m	1200m	(0:13.55)	(0:10.77)	(0:11.50)	(0:11.79)	(0:12.01)	(0:11.99)					
10	6	I SAW THE LIGHT	5	68.2	0:10.77	1:24.99 [10]	1:11.15 [7]	1:00.38 [6]	0:48.92 [7]	0:37.10 [6]	0:25.03 [7]	0:37.10		+0		
		James Orman		1200m	1200m	(0:13.84)	(0:10.77)	(0:11.46)	(0:11.82)	(0:12.07)	(0:12.07)					

Scratched: New Hampshire (#1)

[] Ranking at each section and finish
 -:-:- No data available at this section
 NA No data available

SCN Saddle cloth number
 DNF Did not finish
 DNT Did not track



Sunshine Coast QLD Professional

Race 6: WIMMERS PREMIUM SOFT DRINKS Class 1 Handicap - 1400m

04 September 2024 - 15:28



Track Rating: Good 4, Weather: Fine, Rail Position: +9m Entire

Section							200m			Last 600m
Field Times							0:12.35			0:36.22
Rank	TAB	Horse/Jockey	Barrier	Top Speed [km/h]	Fastest Section	Margin				
1	3	HOLY FLASH Sean Cormack	11	66.0 1200m	0:11.02 1200m	0:12.04 [8] (0:12.04)	1:23.68			0:35.24
2	5	GLOWLIGHT Andrew Mallyon	4	67.4 1200m	0:10.95 1200m	0:12.42 [2] (0:12.42)	0.4L			0:35.48 -3
3	4	MERCHANT FLYER Boris Thornton	2	66.6 1200m	0:11.01 1200m	0:12.22 [5] (0:12.22)	0.6L			0:35.73 -4
4	10	CLUEDO Marnu Potgieter	9	68.4 1200m	0:10.78 1200m	0:12.61 [3] (0:12.61)	1.4L			0:36.12 +2
5	7	BUCKS FIZZ Justin Huxtable	7	68.2 1200m	0:10.78 1200m	0:12.80 [1] (0:12.80)	2.2L			0:36.51 -2
6	2	FREEMAN Robbie Dolan	8	67.6 1200m	0:10.88 1200m	0:12.72 [4] (0:12.72)	3L			0:36.31 +1
7	9	RIVA D'AMOR Micheal Hellyer	3	68.1 1200m	0:10.80 1200m	0:13.09 [9] (0:13.09)	6.5L			0:37.04 -1
8	8	POWER ACE Emily Lang	1	68.2 1200m	0:10.71 1200m	0:13.28 [7] (0:13.28)	6.7L			0:37.46 -4
9	11	PAPER COWBOY Georgina Cartwright	6	68.0 1200m	0:10.77 1200m	0:13.35 [6] (0:13.35)	6.9L			0:37.35 -4
10	6	I SAW THE LIGHT James Orman	5	68.2 1200m	0:10.77 1200m	0:12.96 [10] (0:12.96)	7.1L			0:37.10 +0

Scratched: New Hampshire (#1)

[] Ranking at each section and finish
 -:-:- No data available at this section
 NA No data available

SCN Saddle cloth number
 DNF Did not finish
 DNT Did not track



Horse/Jockey Name	Holy Flash
Final Rank	1
Fastest Section Time (Section)	0:11.02 (1200m)
Top Speed [km/h] (Section)	66.0 (1200m)
Race State	Finished



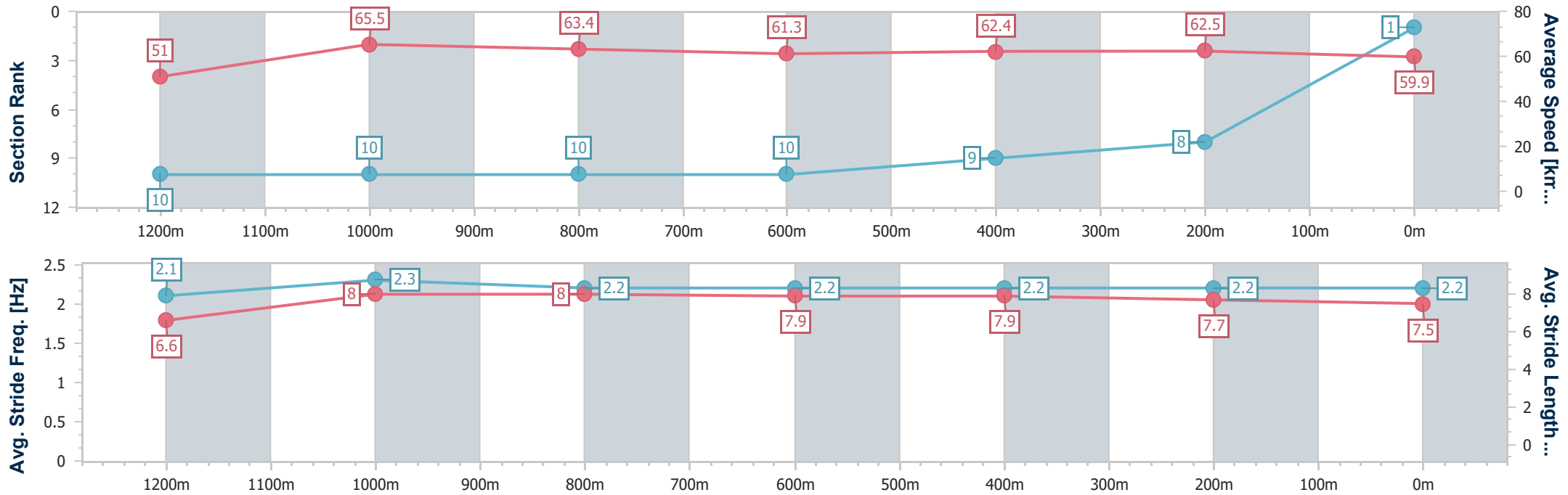
Sunshine Coast QLD Professional
Race 6: WIMMERS PREMIUM SOFT DRINKS Class 1 Handicap - 1400m



04 September 2024 - 15:28

Track Rating: Good 4, Weather: Fine, Rail Position: +9m Entire

Section	Overall	1200m	1000m	800m	600m	400m	200m
Section Times	1:23.68 [1] (0:14.13)	1:09.55 [10] (0:11.02)	0:58.53 [10] (0:11.41)	0:47.12 [10] (0:11.88)	0:35.24 [10] (0:11.69)	0:23.55 [9] (0:11.51)	0:12.04 [8] (0:12.04)
Average Speed [km/h]	51.0	65.5	63.4	61.3	62.4	62.5	59.9
Top Speed [km/h]	65.9	66.0	65.8	63.4	64.1	64.2	61.7
Avg. Dist. to Rail [m]	9.1	2.1	1.8	2.5	2.0	3.9	3.6
Avg. Stride Freq. [Hz]	2.1	2.3	2.2	2.2	2.2	2.2	2.2
Avg. Stride Length [m]	6.6	8.0	8.0	7.9	7.9	7.7	7.5



- [] Ranking at each section and finish
- .-.- No data available at this section
- NA No data available



Horse/Jockey Name	Glowlight
Final Rank	2
Fastest Section Time (Section)	0:10.95 (1200m)
Top Speed [km/h] (Section)	67.4 (1200m)
Race State	Finished



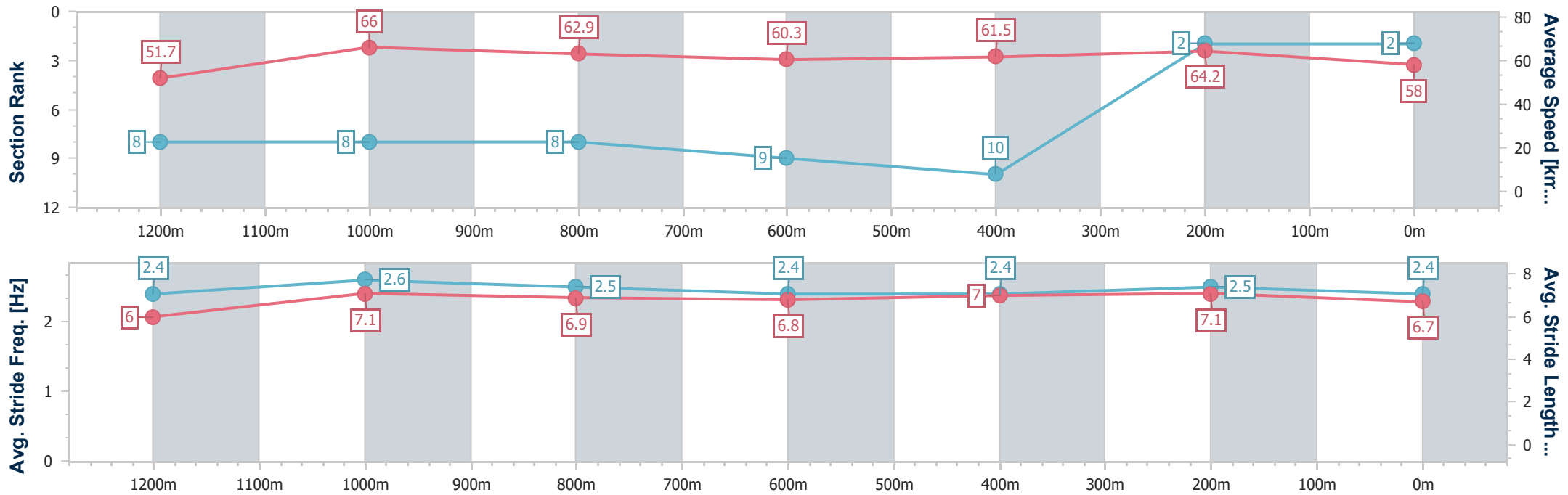
Sunshine Coast QLD Professional
Race 6: WIMMERS PREMIUM SOFT DRINKS Class 1 Handicap - 1400m



04 September 2024 - 15:28

Track Rating: Good 4, Weather: Fine, Rail Position: +9m Entire

Section	Overall	1200m	1000m	800m	600m	400m	200m
Section Times	1:23.77 [2] (0:13.91)	1:09.86 [8] (0:10.95)	0:58.91 [8] (0:11.49)	0:47.42 [8] (0:11.94)	0:35.48 [9] (0:11.85)	0:23.63 [10] (0:11.21)	0:12.42 [2] (0:12.42)
Average Speed [km/h]	51.7	66.0	62.9	60.3	61.5	64.2	58.0
Top Speed [km/h]	66.3	67.4	65.0	61.9	62.8	65.9	61.0
Avg. Dist. to Rail [m]	5.0	3.0	2.3	0.7	1.6	5.8	4.9
Avg. Stride Freq. [Hz]	2.4	2.6	2.5	2.4	2.4	2.5	2.4
Avg. Stride Length [m]	6.0	7.1	6.9	6.8	7.0	7.1	6.7



- [] Ranking at each section and finish
- .-.- No data available at this section
- NA No data available



Horse/Jockey Name	Merchant Flyer
Final Rank	3
Fastest Section Time (Section)	0:11.01 (1200m)
Top Speed [km/h] (Section)	66.6 (1200m)
Race State	Finished



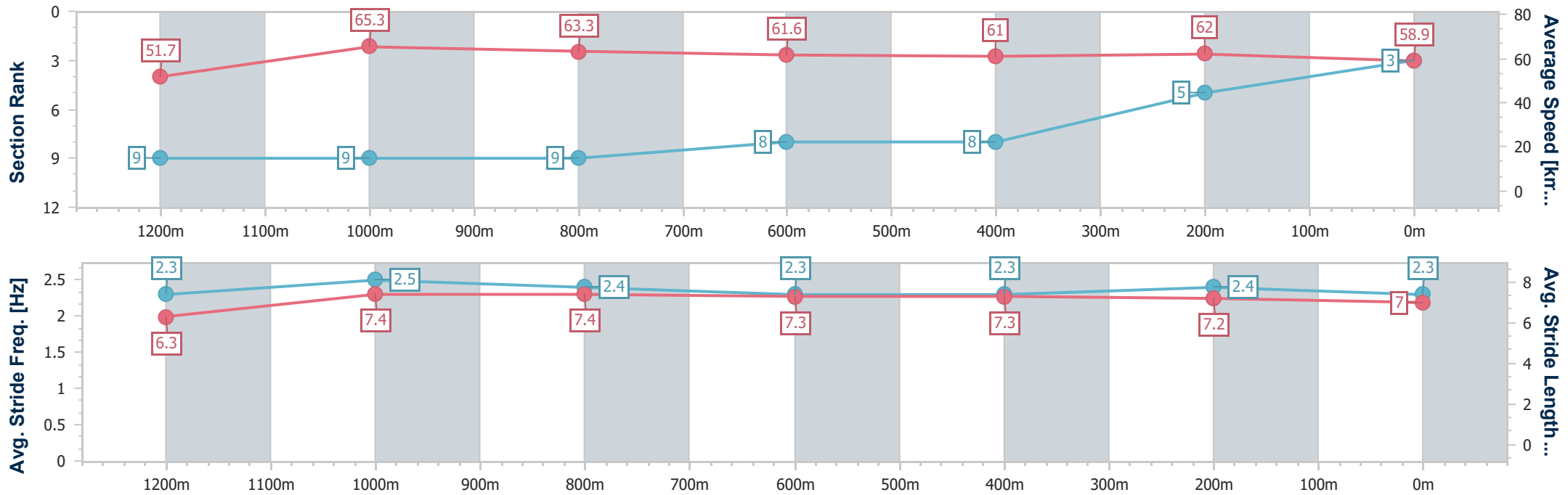
Sunshine Coast QLD Professional
Race 6: WIMMERS PREMIUM SOFT DRINKS Class 1 Handicap - 1400m



04 September 2024 - 15:28

Track Rating: Good 4, Weather: Fine, Rail Position: +9m Entire

Section	Overall	1200m	1000m	800m	600m	400m	200m
Section Times	1:23.82 [3] (0:13.93)	1:09.89 [9] (0:11.01)	0:58.88 [9] (0:11.42)	0:47.46 [9] (0:11.73)	0:35.73 [8] (0:11.88)	0:23.85 [8] (0:11.63)	0:12.22 [5] (0:12.22)
Average Speed [km/h]	51.7	65.3	63.3	61.6	61.0	62.0	58.9
Top Speed [km/h]	65.0	66.6	65.2	62.7	63.3	63.6	61.1
Avg. Dist. to Rail [m]	3.1	1.9	1.5	0.8	1.2	2.2	1.9
Avg. Stride Freq. [Hz]	2.3	2.5	2.4	2.3	2.3	2.4	2.3
Avg. Stride Length [m]	6.3	7.4	7.4	7.3	7.3	7.2	7.0



- [] Ranking at each section and finish
- .-.- No data available at this section
- NA No data available



Horse/Jockey Name	Cluedo
Final Rank	4
Fastest Section Time (Section)	0:10.78 (1200m)
Top Speed [km/h] (Section)	68.4 (1200m)
Race State	Finished



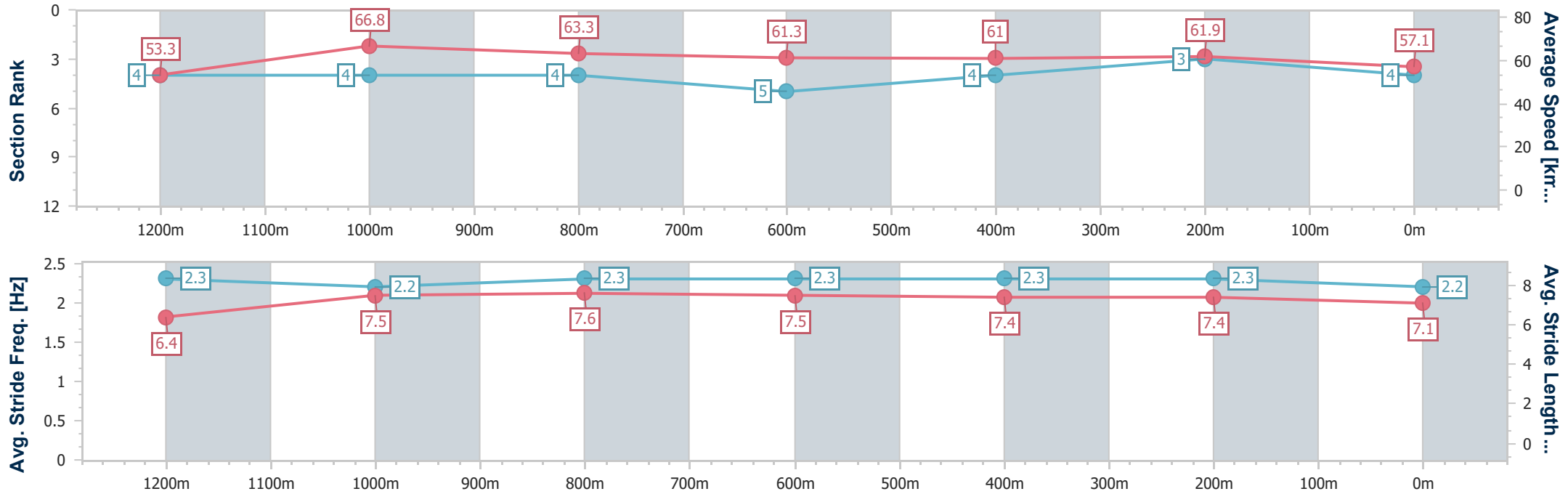
Sunshine Coast QLD Professional
Race 6: WIMMERS PREMIUM SOFT DRINKS Class 1 Handicap - 1400m



04 September 2024 - 15:28

Track Rating: Good 4, Weather: Fine, Rail Position: +9m Entire

Section	Overall	1200m	1000m	800m	600m	400m	200m
Section Times	1:23.99 [4] (0:13.56)	1:10.43 [4] (0:10.78)	0:59.65 [4] (0:11.51)	0:48.14 [4] (0:12.02)	0:36.12 [5] (0:11.85)	0:24.27 [4] (0:11.66)	0:12.61 [3] (0:12.61)
Average Speed [km/h]	53.3	66.8	63.3	61.3	61.0	61.9	57.1
Top Speed [km/h]	67.4	68.4	65.9	61.9	62.2	62.8	58.8
Avg. Dist. to Rail [m]	9.1	4.4	4.9	3.6	1.1	2.6	3.1
Avg. Stride Freq. [Hz]	2.3	2.2	2.3	2.3	2.3	2.3	2.2
Avg. Stride Length [m]	6.4	7.5	7.6	7.5	7.4	7.4	7.1



- [] Ranking at each section and finish
- .-.- No data available at this section
- NA No data available



Horse/Jockey Name	Bucks Fizz
Final Rank	5
Fastest Section Time (Section)	0:10.78 (1200m)
Top Speed [km/h] (Section)	68.2 (1200m)
Race State	Finished



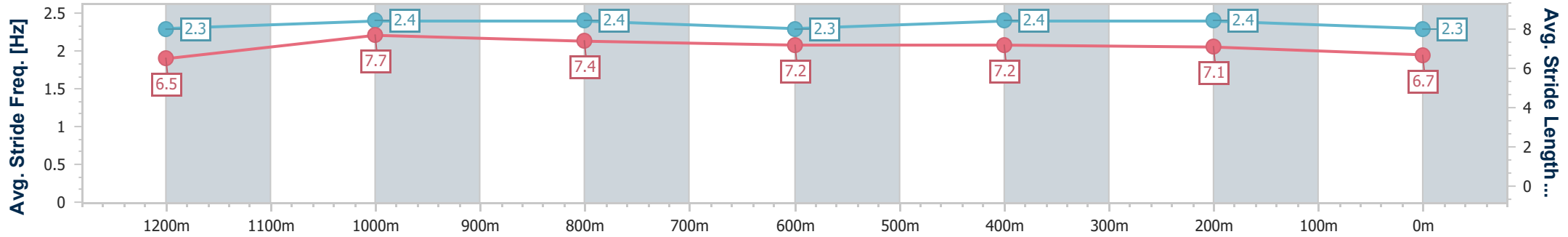
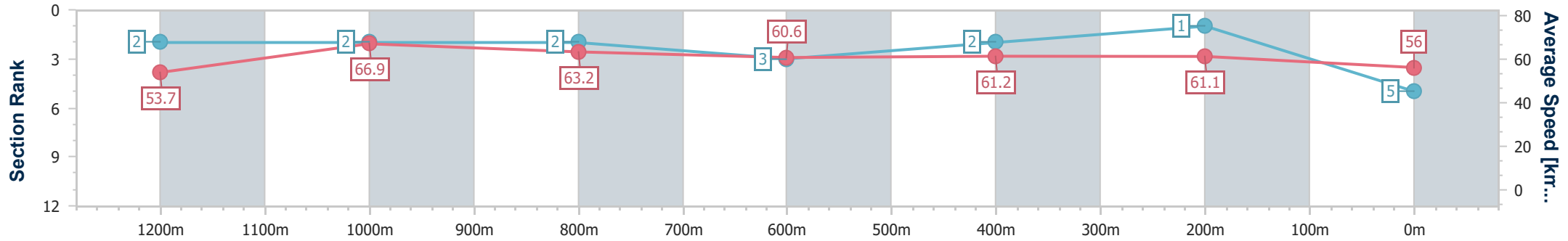
Sunshine Coast QLD Professional
Race 6: WIMMERS PREMIUM SOFT DRINKS Class 1 Handicap - 1400m



04 September 2024 - 15:28

Track Rating: Good 4, Weather: Fine, Rail Position: +9m Entire

Section	Overall	1200m	1000m	800m	600m	400m	200m
Section Times	1:24.13 [5] (0:13.40)	1:10.73 [2] (0:10.78)	0:59.95 [2] (0:11.46)	0:48.49 [2] (0:11.98)	0:36.51 [3] (0:11.89)	0:24.62 [2] (0:11.82)	0:12.80 [1] (0:12.80)
Average Speed [km/h]	53.7	66.9	63.2	60.6	61.2	61.1	56.0
Top Speed [km/h]	67.6	68.2	65.7	61.7	62.3	62.4	59.0
Avg. Dist. to Rail [m]	6.3	2.6	1.9	1.8	2.1	1.9	0.3
Avg. Stride Freq. [Hz]	2.3	2.4	2.4	2.3	2.4	2.4	2.3
Avg. Stride Length [m]	6.5	7.7	7.4	7.2	7.2	7.1	6.7



- [] Ranking at each section and finish
- .-.- No data available at this section
- NA No data available



Horse/Jockey Name	Freeman
Final Rank	6
Fastest Section Time (Section)	0:10.88 (1200m)
Top Speed [km/h] (Section)	67.6 (1200m)
Race State	Finished



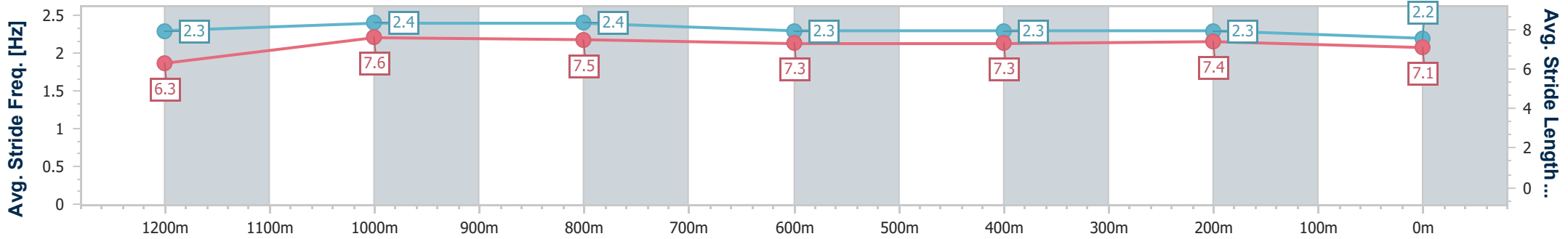
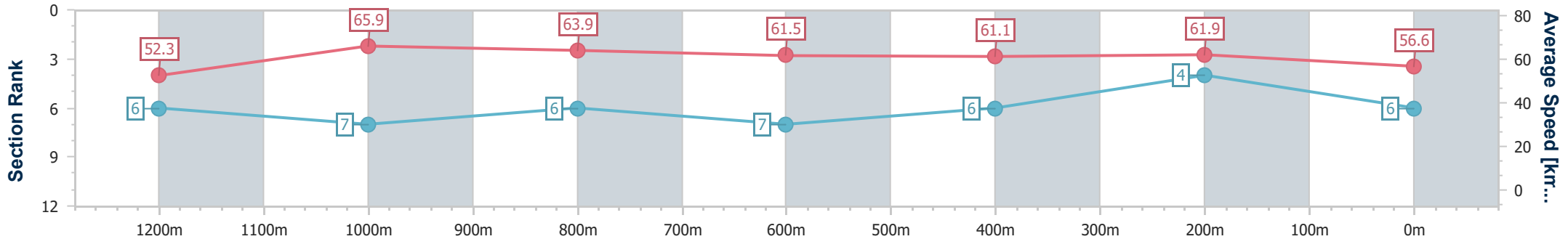
Sunshine Coast QLD Professional
Race 6: WIMMERS PREMIUM SOFT DRINKS Class 1 Handicap - 1400m



04 September 2024 - 15:28

Track Rating: Good 4, Weather: Fine, Rail Position: +9m Entire

Section	Overall	1200m	1000m	800m	600m	400m	200m
Section Times	1:24.27 [6] (0:13.79)	1:10.48 [6] (0:10.88)	0:59.60 [7] (0:11.40)	0:48.20 [6] (0:11.89)	0:36.31 [7] (0:11.95)	0:24.36 [6] (0:11.64)	0:12.72 [4] (0:12.72)
Average Speed [km/h]	52.3	65.9	63.9	61.5	61.1	61.9	56.6
Top Speed [km/h]	64.9	67.6	66.0	62.5	61.9	63.1	59.4
Avg. Dist. to Rail [m]	7.5	4.0	3.1	2.6	2.9	4.5	4.6
Avg. Stride Freq. [Hz]	2.3	2.4	2.4	2.3	2.3	2.3	2.2
Avg. Stride Length [m]	6.3	7.6	7.5	7.3	7.3	7.4	7.1



- [] Ranking at each section and finish
- .-.- No data available at this section
- NA No data available



Horse/Jockey Name	Riva D'amor
Final Rank	7
Fastest Section Time (Section)	0:10.80 (1200m)
Top Speed [km/h] (Section)	68.1 (1200m)
Race State	Finished



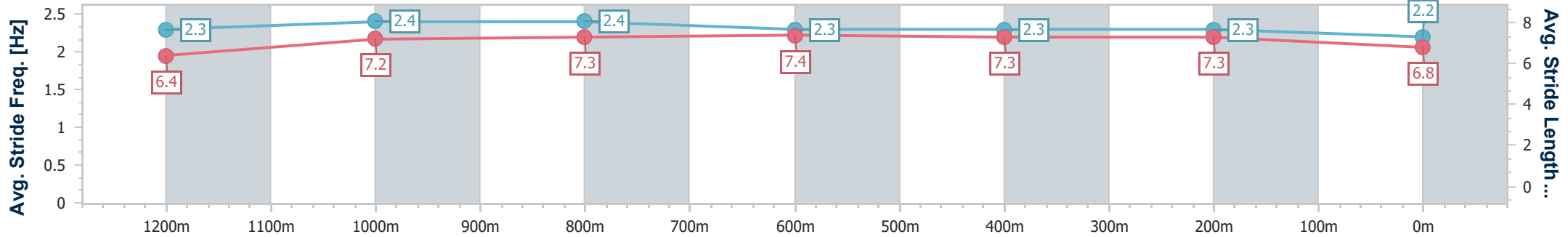
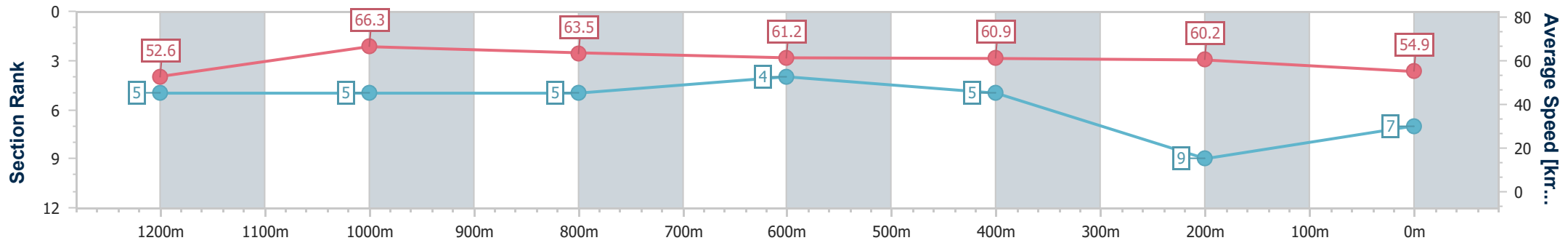
Sunshine Coast QLD Professional
Race 6: WIMMERS PREMIUM SOFT DRINKS Class 1 Handicap - 1400m



04 September 2024 - 15:28

Track Rating: Good 4, Weather: Fine, Rail Position: +9m Entire

Section	Overall	1200m	1000m	800m	600m	400m	200m
Section Times	1:24.89 [7] (0:13.73)	1:11.16 [5] (0:10.80)	1:00.36 [5] (0:11.44)	0:48.92 [5] (0:11.88)	0:37.04 [4] (0:11.97)	0:25.07 [5] (0:11.98)	0:13.09 [9] (0:13.09)
Average Speed [km/h]	52.6	66.3	63.5	61.2	60.9	60.2	54.9
Top Speed [km/h]	67.9	68.1	64.9	61.8	62.3	62.7	57.1
Avg. Dist. to Rail [m]	3.9	2.8	2.3	1.9	2.2	1.8	3.8
Avg. Stride Freq. [Hz]	2.3	2.4	2.4	2.3	2.3	2.3	2.2
Avg. Stride Length [m]	6.4	7.2	7.3	7.4	7.3	7.3	6.8



- [] Ranking at each section and finish
- .-.- No data available at this section
- NA No data available



Horse/Jockey Name	Power Ace
Final Rank	8
Fastest Section Time (Section)	0:10.71 (1200m)
Top Speed [km/h] (Section)	68.2 (1200m)
Race State	Finished



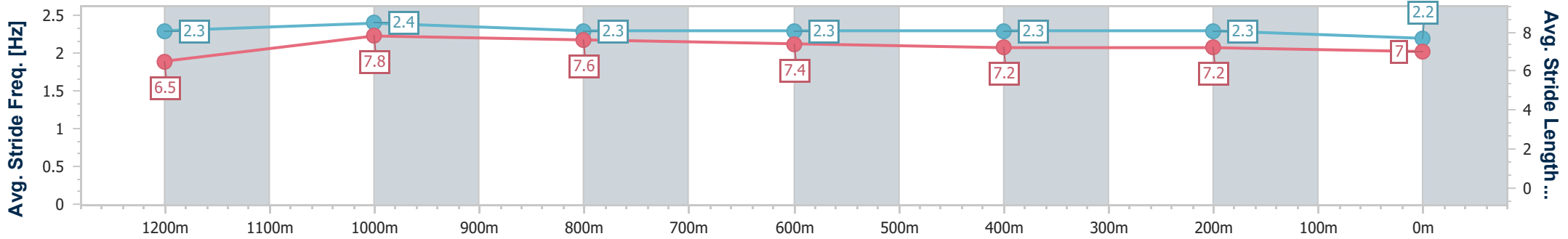
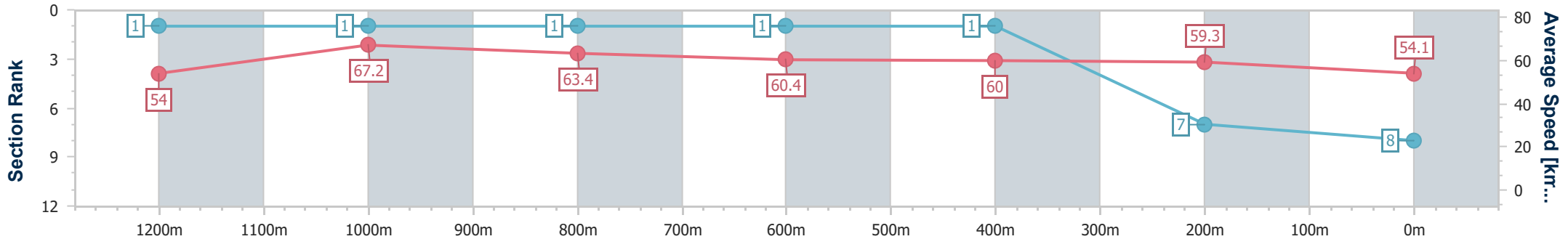
Sunshine Coast QLD Professional
Race 6: WIMMERS PREMIUM SOFT DRINKS Class 1 Handicap - 1400m



04 September 2024 - 15:28

Track Rating: Good 4, Weather: Fine, Rail Position: +9m Entire

Section	Overall	1200m	1000m	800m	600m	400m	200m
Section Times	1:24.92 [8] (0:13.35)	1:11.57 [1] (0:10.71)	1:00.86 [1] (0:11.37)	0:49.49 [1] (0:12.03)	0:37.46 [1] (0:12.00)	0:25.46 [1] (0:12.18)	0:13.28 [7] (0:13.28)
Average Speed [km/h]	54.0	67.2	63.4	60.4	60.0	59.3	54.1
Top Speed [km/h]	68.2	68.2	65.4	61.4	60.7	60.5	57.2
Avg. Dist. to Rail [m]	2.8	1.9	1.4	1.5	0.8	0.3	0.4
Avg. Stride Freq. [Hz]	2.3	2.4	2.3	2.3	2.3	2.3	2.2
Avg. Stride Length [m]	6.5	7.8	7.6	7.4	7.2	7.2	7.0



- [] Ranking at each section and finish
- .-.- No data available at this section
- NA No data available



Horse/Jockey Name	Paper Cowboy
Final Rank	9
Fastest Section Time (Section)	0:10.77 (1200m)
Top Speed [km/h] (Section)	68.0 (1200m)
Race State	Finished



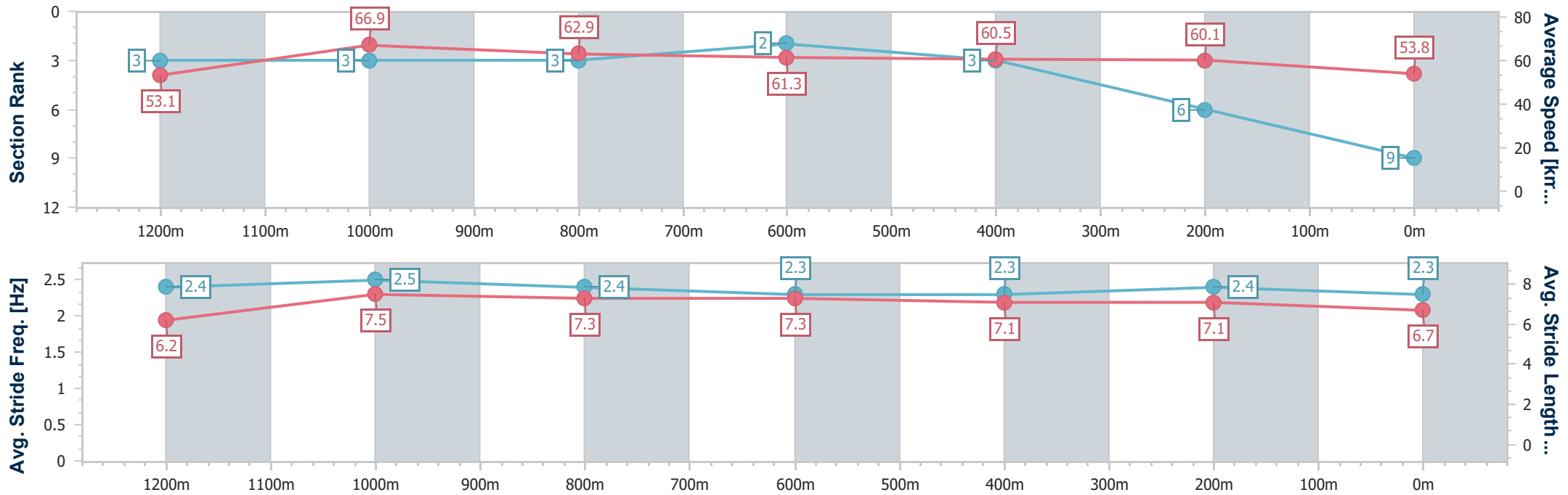
Sunshine Coast QLD Professional
Race 6: WIMMERS PREMIUM SOFT DRINKS Class 1 Handicap - 1400m



04 September 2024 - 15:28

Track Rating: Good 4, Weather: Fine, Rail Position: +9m Entire

Section	Overall	1200m	1000m	800m	600m	400m	200m
Section Times	1:24.96 [9] (0:13.55)	1:11.41 [3] (0:10.77)	1:00.64 [3] (0:11.50)	0:49.14 [3] (0:11.79)	0:37.35 [2] (0:12.01)	0:25.34 [3] (0:11.99)	0:13.35 [6] (0:13.35)
Average Speed [km/h]	53.1	66.9	62.9	61.3	60.5	60.1	53.8
Top Speed [km/h]	67.6	68.0	64.8	62.2	62.1	62.0	57.7
Avg. Dist. to Rail [m]	6.6	2.1	0.9	0.4	1.8	1.3	0.5
Avg. Stride Freq. [Hz]	2.4	2.5	2.4	2.3	2.3	2.4	2.3
Avg. Stride Length [m]	6.2	7.5	7.3	7.3	7.1	7.1	6.7



- [] Ranking at each section and finish
- .-.- No data available at this section
- NA No data available



Horse/Jockey Name	I Saw The Light
Final Rank	10
Fastest Section Time (Section)	0:10.77 (1200m)
Top Speed [km/h] (Section)	68.2 (1200m)
Race State	Finished



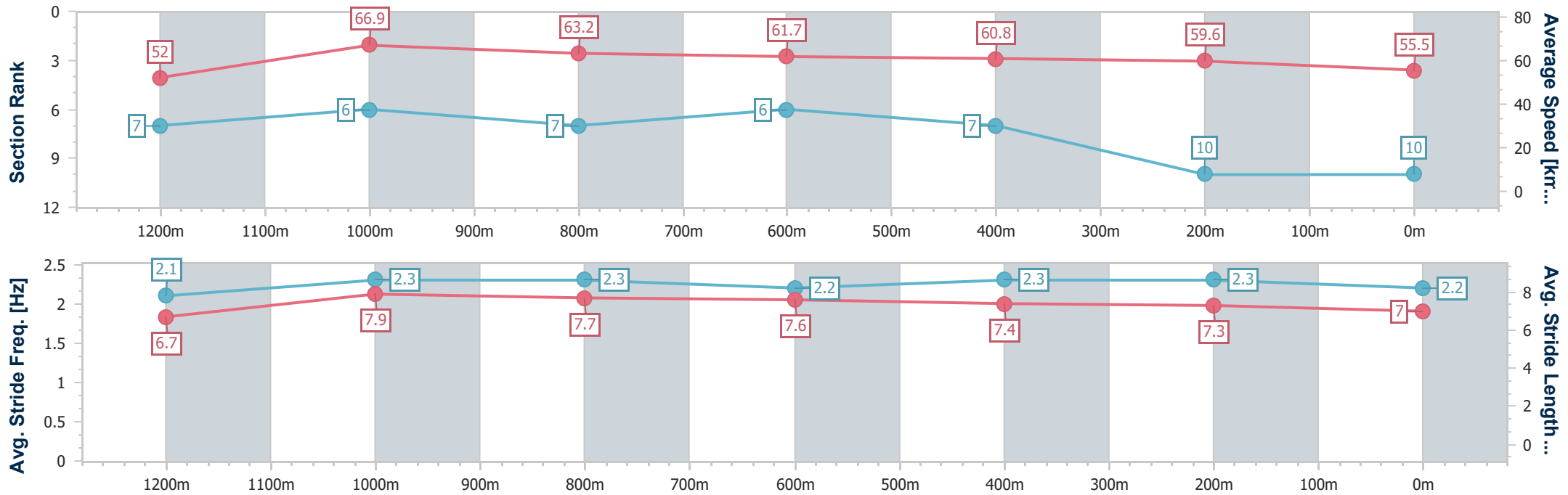
Sunshine Coast QLD Professional
Race 6: WIMMERS PREMIUM SOFT DRINKS Class 1 Handicap - 1400m



04 September 2024 - 15:28

Track Rating: Good 4, Weather: Fine, Rail Position: +9m Entire

Section	Overall	1200m	1000m	800m	600m	400m	200m
Section Times	1:24.99 [10] (0:13.84)	1:11.15 [7] (0:10.77)	1:00.38 [6] (0:11.46)	0:48.92 [7] (0:11.82)	0:37.10 [6] (0:12.07)	0:25.03 [7] (0:12.07)	0:12.96 [10] (0:12.96)
Average Speed [km/h]	52.0	66.9	63.2	61.7	60.8	59.6	55.5
Top Speed [km/h]	66.3	68.2	65.3	63.2	61.7	61.7	57.5
Avg. Dist. to Rail [m]	6.2	3.4	2.5	2.0	3.3	4.2	6.6
Avg. Stride Freq. [Hz]	2.1	2.3	2.3	2.2	2.3	2.3	2.2
Avg. Stride Length [m]	6.7	7.9	7.7	7.6	7.4	7.3	7.0



- [] Ranking at each section and finish
- .-.- No data available at this section
- NA No data available