



# Sunshine Coast QLD Professional

## Race 8: CALOUNDRA RSL Class 1 Handicap - 1800m

04 September 2024 - 16:38



Track Rating: Good 4, Weather: Fine, Rail Position: +9m Entire

Section		Overall	1600m	1400m	1200m	1000m	800m	600m	Last 600m				
Field Times		1:49.90 (0:13.23)	1:36.67 (0:10.95)	1:25.72 (0:11.58)	1:14.14 (0:12.25)	1:01.89 (0:12.67)	0:49.22 (0:12.74)	0:36.48 (0:12.17)	0:36.48				
Rank	TAB Horse/Jockey	Barrier	Top Speed [km/h]	Fastest Section									Distance Travelled [m]
1	7 RING BEARER Nikita Beriman	6	68.9 1600m	0:10.78 1600m	1:49.90 [1] (0:13.75)	1:36.15 [4] (0:10.78)	1:25.37 [4] (0:11.83)	1:13.54 [4] (0:12.34)	1:01.20 [4] (0:12.91)	0:48.29 [4] (0:12.44)	0:35.85 [4] (0:11.91)	0:35.85	
2	9 TEESANDCEES APPLY Kyle Wilson-Taylor	8	66.2 1600m	0:11.21 1600m	1:50.14 [2] (0:14.15)	1:35.99 [8] (0:11.21)	1:24.78 [9] (0:11.67)	1:13.11 [8] (0:12.34)	1:00.77 [8] (0:12.78)	0:47.99 [8] (0:12.35)	0:35.64 [7] (0:11.88)	0:35.64	-7
3	3 ARTZINO Corey Bayliss	16	67.0 1600m	0:11.07 1600m	1:50.22 [3] (0:14.86)	1:35.36 [13] (0:11.07)	1:24.29 [13] (0:11.54)	1:12.75 [12] (0:12.55)	1:00.20 [12] (0:12.84)	0:47.36 [13] (0:12.21)	0:35.15 [12] (0:11.70)	0:35.15	+4
4	10 MIGHTY JUDD Justin Stanley	7	66.1 1600m	0:11.01 1600m	1:50.23 [4] (0:13.46)	1:36.77 [2] (0:11.01)	1:25.76 [3] (0:11.74)	1:14.02 [3] (0:12.35)	1:01.67 [3] (0:12.87)	0:48.80 [3] (0:12.37)	0:36.43 [3] (0:11.99)	0:36.43	-5
5	8 YALLA Emily Lang	11	67.7 Overall	0:10.95 1600m	1:50.39 [5] (0:13.23)	1:37.16 [1] (0:10.95)	1:26.21 [1] (0:11.58)	1:14.63 [1] (0:12.25)	1:02.38 [1] (0:12.67)	0:49.71 [1] (0:12.74)	0:36.97 [1] (0:12.17)	0:36.97	-6
6	12 LASQUETI BOOM Taylor Marshall	9	67.2 1600m	0:10.94 1600m	1:50.62 [6] (0:14.34)	1:36.28 [9] (0:10.94)	1:25.34 [8] (0:11.77)	1:13.57 [9] (0:12.43)	1:01.14 [9] (0:12.85)	0:48.29 [9] (0:12.40)	0:35.89 [9] (0:11.88)	0:35.89	+1
7	11 CRIMSON WARNING Robbie Dolan	1	67.2 1600m	0:11.05 1600m	1:50.65 [7] (0:13.84)	1:36.81 [6] (0:11.05)	1:25.76 [6] (0:11.72)	1:14.04 [6] (0:12.31)	1:01.73 [5] (0:12.78)	0:48.95 [5] (0:12.47)	0:36.48 [5] (0:11.98)	0:36.48	-3
8	13 LINDA'S MAGIC Nozi Tomizawa	4	65.3 1600m	0:11.24 1600m	1:50.76 [8] (0:14.35)	1:36.41 [10] (0:11.24)	1:25.17 [10] (0:11.69)	1:13.48 [10] (0:12.48)	1:01.00 [10] (0:12.80)	0:48.20 [10] (0:12.28)	0:35.92 [10] (0:11.77)	0:35.92	-4
9	2 ROYAL RIFT Angela Jones	13	65.9 1600m	0:11.16 1600m	1:50.86 [9] (0:14.76)	1:36.10 [12] (0:11.16)	1:24.94 [12] (0:11.63)	1:13.31 [13] (0:12.60)	1:00.71 [13] (0:12.67)	0:48.04 [12] (0:12.39)	0:35.65 [13] (0:11.93)	0:35.65	-5
10	5 WARRANT Michael Cahill	10	67.6 1600m	0:10.89 1600m	1:50.87 [10] (0:13.56)	1:37.31 [3] (0:10.89)	1:26.42 [2] (0:11.58)	1:14.84 [2] (0:12.32)	1:02.52 [2] (0:12.87)	0:49.65 [2] (0:12.49)	0:37.16 [2] (0:12.07)	0:37.16	+0

Scratched: Casanova Man (#15), Ginasue (#16), With Diamonds (#14)

[ ] Ranking at each section and finish  
 -:-:- No data available at this section  
 NA No data available

SCN Saddle cloth number  
 DNF Did not finish  
 DNT Did not track



**Sunshine Coast QLD Professional**  
**Race 8: CALOUNDRA RSL Class 1 Handicap - 1800m**  
**04 September 2024 - 16:38**



Track Rating: Good 4, Weather: Fine, Rail Position: +9m Entire

Section		Overall	1600m	1400m	1200m	1000m	800m	600m	Last 600m					
Field Times		1:49.90 (0:13.23)	1:36.67 (0:10.95)	1:25.72 (0:11.58)	1:14.14 (0:12.25)	1:01.89 (0:12.67)	0:49.22 (0:12.74)	0:36.48 (0:12.17)	0:36.48					
Rank	TAB Horse/Jockey	Barrier	Top Speed [km/h]	Fastest Section										Distance Travelled [m]
11	4 REGGAE FIRE Andrew Mallyon	2	68.1 1600m	0:10.98 1600m	1:50.94 [11] (0:13.77)	1:37.17 [5] (0:10.98)	1:26.19 [5] (0:11.81)	1:14.38 [5] (0:12.42)	1:01.96 [6] (0:12.84)	0:49.12 [6] (0:12.51)	0:36.61 [6] (0:11.85)	0:36.61	+0	
12	6 BUFFETT James Orman	5	66.2 1600m	0:11.19 1600m	1:52.08 [12] (0:14.44)	1:37.64 [11] (0:11.19)	1:26.45 [11] (0:11.66)	1:14.79 [11] (0:12.48)	1:02.31 [11] (0:12.91)	0:49.40 [11] (0:12.25)	0:37.15 [11] (0:11.72)	0:37.15	+0	
13	1 SPIN DOCTOR Boris Thornton	3	65.6 1600m	0:11.17 1600m	1:52.21 [13] (0:13.93)	1:38.28 [7] (0:11.17)	1:27.11 [7] (0:11.85)	1:15.26 [7] (0:12.35)	1:02.91 [7] (0:12.77)	0:50.14 [7] (0:12.44)	0:37.70 [8] (0:11.89)	0:37.70	-1	

Scratched: Casanova Man (#15), Ginasue (#16), With Diamonds (#14)

[ ] Ranking at each section and finish  
 -:-:-:- No data available at this section  
 NA No data available

SCN Saddle cloth number  
 DNF Did not finish  
 DNT Did not track



**Sunshine Coast QLD Professional**  
**Race 8: CALOUNDRA RSL Class 1 Handicap - 1800m**  
**04 September 2024 - 16:38**



Track Rating: Good 4, Weather: Fine, Rail Position: +9m Entire

Section				400m	200m			Last 600m			
Field Times				0:24.31 (0:11.96)	0:12.35 (0:12.35)			0:36.48			
Rank	TAB	Horse/Jockey	Barrier	Top Speed [km/h]	Fastest Section	Margin				Distance Travelled [m]	
1	7	<b>RING BEARER</b> Nikita Beriman	6	68.9 1600m	0:10.78 1600m	0:23.94 [4] (0:11.63)	0:12.31 [3] (0:12.31)	1:49.90			0:35.85
2	9	<b>TEESANDCEES APPLY</b> Kyle Wilson-Taylor	8	66.2 1600m	0:11.21 1600m	0:23.76 [7] (0:11.59)	0:12.17 [7] (0:12.17)	1.3L			0:35.64 -7
3	3	<b>ARTZINO</b> Corey Bayliss	16	67.0 1600m	0:11.07 1600m	0:23.45 [12] (0:11.40)	0:12.05 [8] (0:12.05)	1.6L			0:35.15 +4
4	10	<b>MIGHTY JUDD</b> Justin Stanley	7	66.1 1600m	0:11.01 1600m	0:24.44 [3] (0:11.76)	0:12.68 [1] (0:12.68)	1.7L			0:36.43 -5
5	8	<b>YALLA</b> Emily Lang	11	67.7 Overall	0:10.95 1600m	0:24.80 [1] (0:11.97)	0:12.83 [2] (0:12.83)	2.5L			0:36.97 -6
6	12	<b>LASQUETI BOOM</b> Taylor Marshall	9	67.2 1600m	0:10.94 1600m	0:24.01 [9] (0:11.59)	0:12.42 [9] (0:12.42)	3.8L			0:35.89 +1
7	11	<b>CRIMSON WARNING</b> Robbie Dolan	1	67.2 1600m	0:11.05 1600m	0:24.50 [5] (0:11.78)	0:12.72 [5] (0:12.72)	3.9L			0:36.48 -3
8	13	<b>LINDA'S MAGIC</b> Nozi Tomizawa	4	65.3 1600m	0:11.24 1600m	0:24.15 [10] (0:11.68)	0:12.47 [10] (0:12.47)	4.4L			0:35.92 -4
9	2	<b>ROYAL RIFT</b> Angela Jones	13	65.9 1600m	0:11.16 1600m	0:23.72 [13] (0:11.61)	0:12.11 [13] (0:12.11)	4.8L			0:35.65 -5
10	5	<b>WARRANT</b> Michael Cahill	10	67.6 1600m	0:10.89 1600m	0:25.09 [2] (0:12.05)	0:13.04 [4] (0:13.04)	4.9L			0:37.16 +0

Scratched: Casanova Man (#15), Ginasue (#16), With Diamonds (#14)

[ ] Ranking at each section and finish  
 -:-:- No data available at this section  
 NA No data available

SCN Saddle cloth number  
 DNF Did not finish  
 DNT Did not track



**Sunshine Coast QLD Professional**  
**Race 8: CALOUNDRA RSL Class 1 Handicap - 1800m**  
**04 September 2024 - 16:38**



Track Rating: Good 4, Weather: Fine, Rail Position: +9m Entire

Section		400m		200m		Last 600m			
Field Times		0:24.31 (0:11.96)		0:12.35 (0:12.35)		0:36.48			
Rank	TAB Horse/Jockey	Barrier	Top Speed [km/h]	Fastest Section	Margin		Distance Travelled [m]		
11	4 REGGAE FIRE Andrew Mallyon	2	68.1 1600m	0:10.98 1600m	0:24.76 [6] (0:11.76)	0:13.00 [6] (0:13.00)	5.2L	0:36.61	+0
12	6 BUFFETT James Orman	5	66.2 1600m	0:11.19 1600m	0:25.43 [11] (0:12.00)	0:13.43 [12] (0:13.43)	11.7L	0:37.15	+0
13	1 SPIN DOCTOR Boris Thornton	3	65.6 1600m	0:11.17 1600m	0:25.81 [8] (0:11.98)	0:13.83 [11] (0:13.83)	12.2L	0:37.70	-1

Scratched: Casanova Man (#15), Ginasue (#16), With Diamonds (#14)

[ ] Ranking at each section and finish  
 -:-:-:- No data available at this section  
 NA No data available

SCN Saddle cloth number  
 DNF Did not finish  
 DNT Did not track



Horse/Jockey Name	Ring Bearer
Final Rank	1
Fastest Section Time (Section)	0:10.78 (1600m)
Top Speed [km/h] (Section)	68.9 (1600m)
Race State	Finished



Sunshine Coast QLD Professional

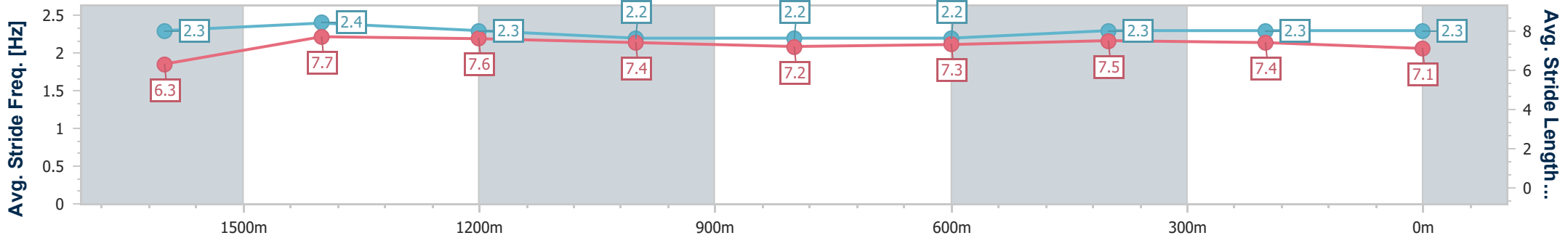
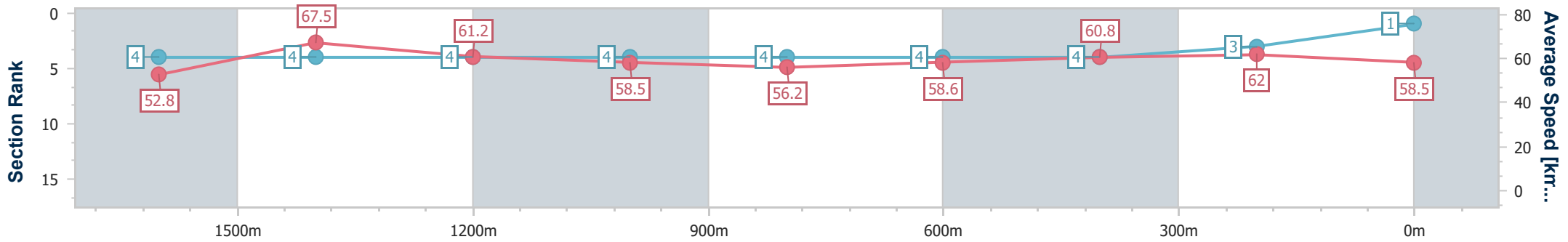
Race 8: CALOUNDRA RSL Class 1 Handicap - 1800m



04 September 2024 - 16:38

Track Rating: Good 4, Weather: Fine, Rail Position: +9m Entire

Section	Overall	1600m	1400m	1200m	1000m	800m	600m	400m	200m			
Section Times	1:49.90 [1] (0:13.75)	1:36.15 [4] (0:10.78)	1:25.37 [4] (0:11.83)	1:13.54 [4] (0:12.34)	1:01.20 [4] (0:12.91)	0:48.29 [4] (0:12.44)	0:35.85 [4] (0:11.91)	0:23.94 [4] (0:11.63)	0:12.31 [3] (0:12.31)			
Average Speed [km/h]	52.8	67.5	61.2	58.5	56.2	58.6	60.8	62.0	58.5			
Top Speed [km/h]	65.3	68.9	64.6	59.9	57.2	60.4	61.6	62.2	61.1			
Avg. Dist. to Rail [m]	4.1	3.6	3.4	3.5	3.2	2.0	1.2	3.8	5.8			
Avg. Stride Freq. [Hz]	2.3	2.4	2.3	2.2	2.2	2.2	2.3	2.3	2.3			
Avg. Stride Length [m]	6.3	7.7	7.6	7.4	7.2	7.3	7.5	7.4	7.1			



- [ ] Ranking at each section and finish
- .-.- No data available at this section
- NA No data available



Horse/Jockey Name	Teesandcees Apply
Final Rank	2
Fastest Section Time (Section)	0:11.21 (1600m)
Top Speed [km/h] (Section)	66.2 (1600m)
Race State	Finished



Sunshine Coast QLD Professional

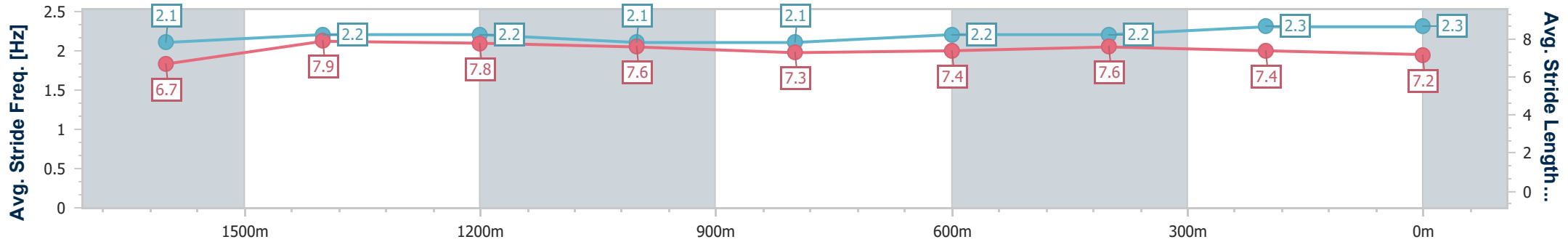
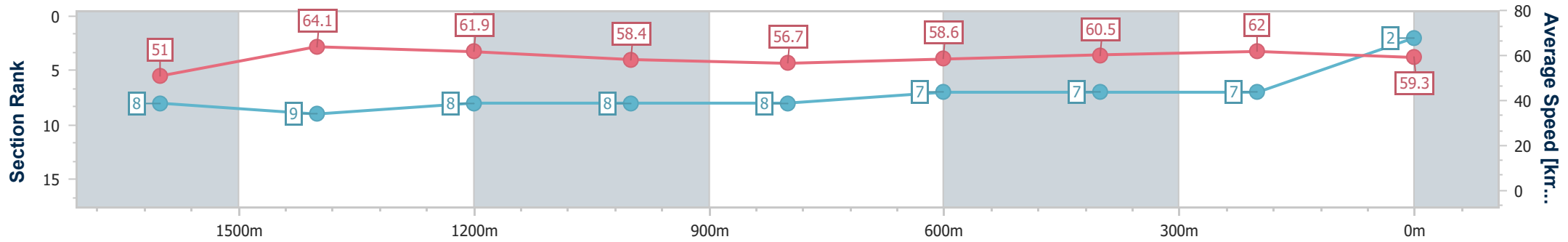
Race 8: CALOUNDRA RSL Class 1 Handicap - 1800m



04 September 2024 - 16:38

Track Rating: Good 4, Weather: Fine, Rail Position: +9m Entire

Section	Overall	1600m	1400m	1200m	1000m	800m	600m	400m	200m				
Section Times	1:50.14 [2] (0:14.15)	1:35.99 [8] (0:11.21)	1:24.78 [9] (0:11.67)	1:13.11 [8] (0:12.34)	1:00.77 [8] (0:12.78)	0:47.99 [8] (0:12.35)	0:35.64 [7] (0:11.88)	0:23.76 [7] (0:11.59)	0:12.17 [7] (0:12.17)				
Average Speed [km/h]	51.0	64.1	61.9	58.4	56.7	58.6	60.5	62.0	59.3				
Top Speed [km/h]	64.4	66.2	64.9	60.1	58.3	59.5	61.4	63.3	60.6				
Avg. Dist. to Rail [m]	3.7	0.2	0.8	2.3	2.1	1.3	0.4	1.7	4.4				
Avg. Stride Freq. [Hz]	2.1	2.2	2.2	2.1	2.1	2.2	2.2	2.3	2.3				
Avg. Stride Length [m]	6.7	7.9	7.8	7.6	7.3	7.4	7.6	7.4	7.2				



- [ ] Ranking at each section and finish
- .-.- No data available at this section
- NA No data available



Horse/Jockey Name	Artzino
Final Rank	3
Fastest Section Time (Section)	0:11.07 (1600m)
Top Speed [km/h] (Section)	67.0 (1600m)
Race State	Finished



Sunshine Coast QLD Professional

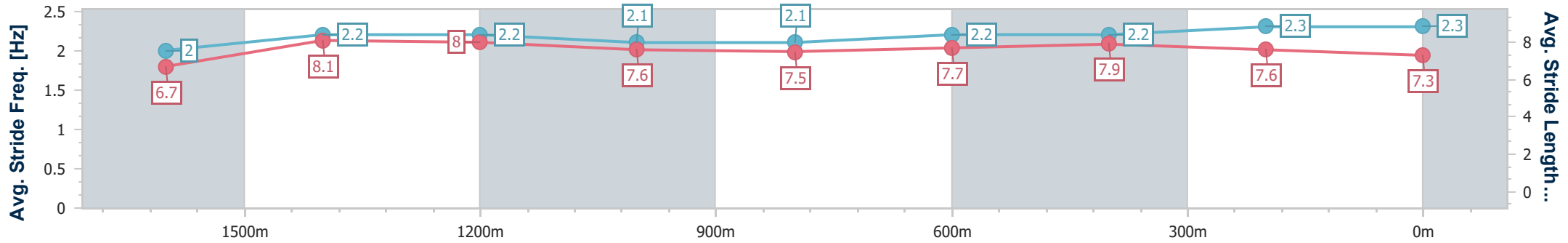
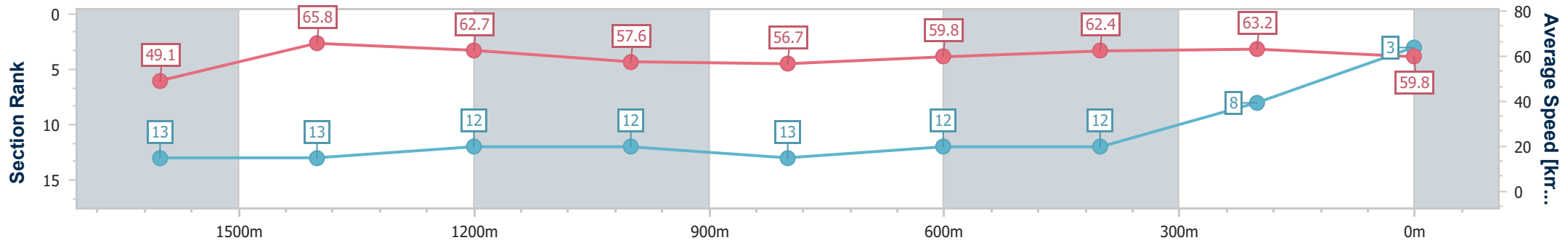
Race 8: CALOUNDRA RSL Class 1 Handicap - 1800m



04 September 2024 - 16:38

Track Rating: Good 4, Weather: Fine, Rail Position: +9m Entire

Section	Overall	1600m	1400m	1200m	1000m	800m	600m	400m	200m
Section Times	1:50.22 [3] (0:14.86)	1:35.36 [13] (0:11.07)	1:24.29 [13] (0:11.54)	1:12.75 [12] (0:12.55)	1:00.20 [12] (0:12.84)	0:47.36 [13] (0:12.21)	0:35.15 [12] (0:11.70)	0:23.45 [12] (0:11.40)	0:12.05 [8] (0:12.05)
Average Speed [km/h]	49.1	65.8	62.7	57.6	56.7	59.8	62.4	63.2	59.8
Top Speed [km/h]	63.1	67.0	65.6	58.4	57.2	62.2	63.2	64.1	62.2
Avg. Dist. to Rail [m]	8.7	3.4	3.3	3.4	3.2	3.0	2.3	7.1	7.2
Avg. Stride Freq. [Hz]	2.0	2.2	2.2	2.1	2.1	2.2	2.2	2.3	2.3
Avg. Stride Length [m]	6.7	8.1	8.0	7.6	7.5	7.7	7.9	7.6	7.3



- [ ] Ranking at each section and finish
- .-.- No data available at this section
- NA No data available



Horse/Jockey Name	Mighty Judd
Final Rank	4
Fastest Section Time (Section)	0:11.01 (1600m)
Top Speed [km/h] (Section)	66.1 (1600m)
Race State	Finished



Sunshine Coast QLD Professional

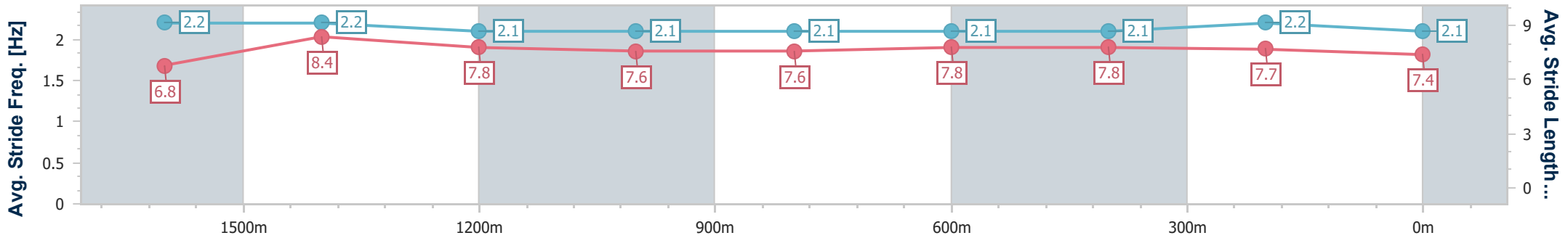
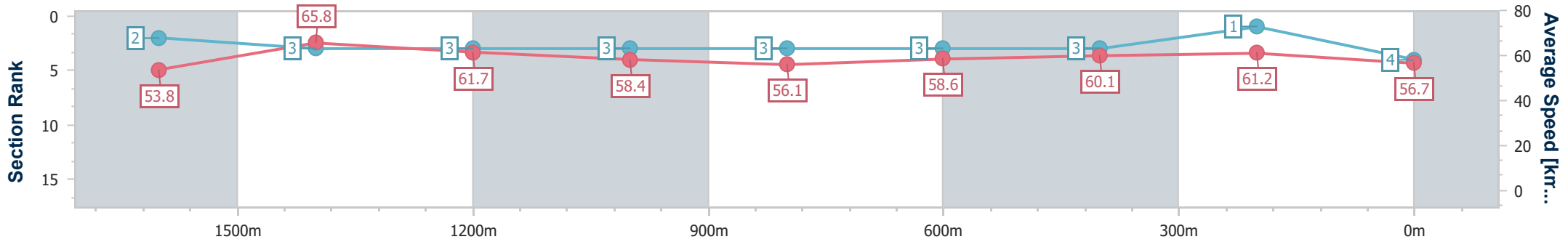
Race 8: CALOUNDRA RSL Class 1 Handicap - 1800m



04 September 2024 - 16:38

Track Rating: Good 4, Weather: Fine, Rail Position: +9m Entire

Section	Overall	1600m	1400m	1200m	1000m	800m	600m	400m	200m
Section Times	1:50.23 [4] (0:13.46)	1:36.77 [2] (0:11.01)	1:25.76 [3] (0:11.74)	1:14.02 [3] (0:12.35)	1:01.67 [3] (0:12.87)	0:48.80 [3] (0:12.37)	0:36.43 [3] (0:11.99)	0:24.44 [3] (0:11.76)	0:12.68 [1] (0:12.68)
Average Speed [km/h]	53.8	65.8	61.7	58.4	56.1	58.6	60.1	61.2	56.7
Top Speed [km/h]	65.5	66.1	64.7	59.7	57.6	60.1	61.6	62.5	59.6
Avg. Dist. to Rail [m]	4.8	1.9	2.0	2.2	2.0	1.0	0.2	1.3	2.8
Avg. Stride Freq. [Hz]	2.2	2.2	2.1	2.1	2.1	2.1	2.1	2.2	2.1
Avg. Stride Length [m]	6.8	8.4	7.8	7.6	7.6	7.8	7.8	7.7	7.4



- [ ] Ranking at each section and finish
- .-.- No data available at this section
- NA No data available





Horse/Jockey Name	Yalla
Final Rank	5
Fastest Section Time (Section)	0:10.95 (1600m)
Top Speed [km/h] (Section)	67.7 (Overall)
Race State	Finished



Sunshine Coast QLD Professional

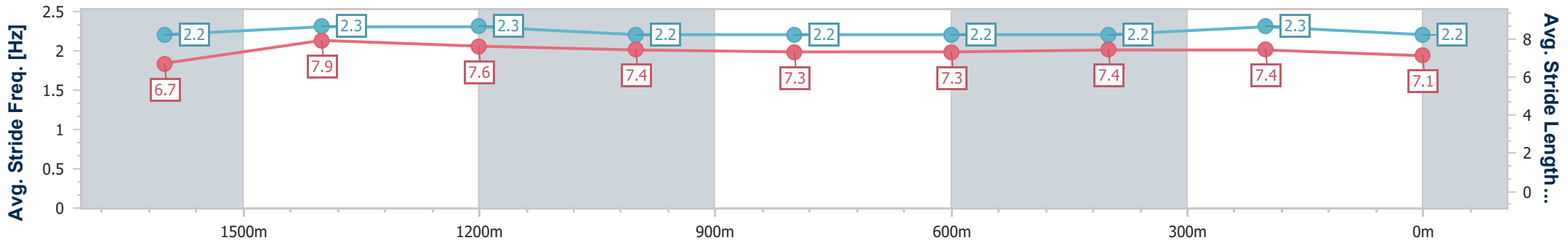
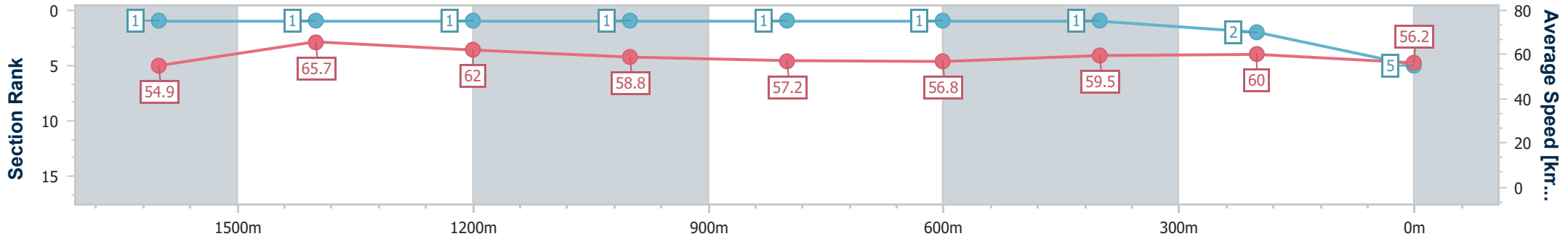
Race 8: CALOUNDRA RSL Class 1 Handicap - 1800m



04 September 2024 - 16:38

Track Rating: Good 4, Weather: Fine, Rail Position: +9m Entire

Section	Overall	1600m	1400m	1200m	1000m	800m	600m	400m	200m
Section Times	1:50.39 [5] (0:13.23)	1:37.16 [1] (0:10.95)	1:26.21 [1] (0:11.58)	1:14.63 [1] (0:12.25)	1:02.38 [1] (0:12.67)	0:49.71 [1] (0:12.74)	0:36.97 [1] (0:12.17)	0:24.80 [1] (0:11.97)	0:12.83 [2] (0:12.83)
Average Speed [km/h]	54.9	65.7	62.0	58.8	57.2	56.8	59.5	60.0	56.2
Top Speed [km/h]	67.7	67.6	64.5	60.7	57.6	58.5	60.7	61.2	58.7
Avg. Dist. to Rail [m]	6.4	0.2	0.2	1.6	2.2	1.3	0.3	0.5	0.7
Avg. Stride Freq. [Hz]	2.2	2.3	2.3	2.2	2.2	2.2	2.2	2.3	2.2
Avg. Stride Length [m]	6.7	7.9	7.6	7.4	7.3	7.3	7.4	7.4	7.1



- [ ] Ranking at each section and finish
- .-.- No data available at this section
- NA No data available



Horse/Jockey Name	Lasqueti Boom
Final Rank	6
Fastest Section Time (Section)	0:10.94 (1600m)
Top Speed [km/h] (Section)	67.2 (1600m)
Race State	Finished



Sunshine Coast QLD Professional

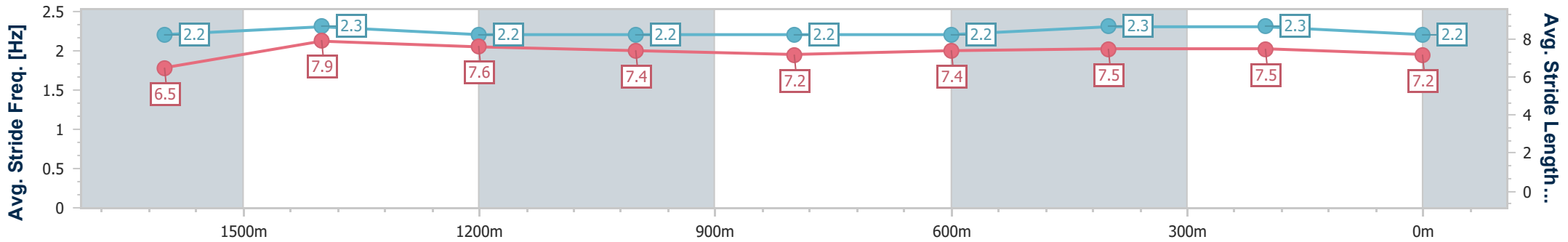
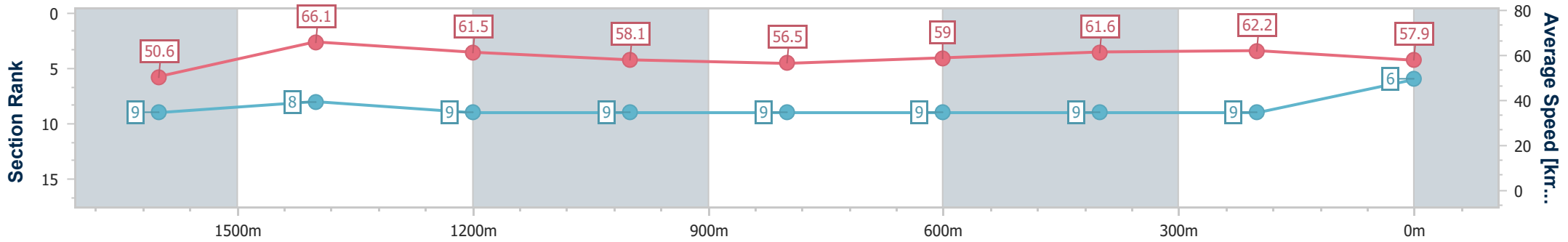
Race 8: CALOUNDRA RSL Class 1 Handicap - 1800m



04 September 2024 - 16:38

Track Rating: Good 4, Weather: Fine, Rail Position: +9m Entire

Section	Overall	1600m	1400m	1200m	1000m	800m	600m	400m	200m			
Section Times	1:50.62 [6] (0:14.34)	1:36.28 [9] (0:10.94)	1:25.34 [8] (0:11.77)	1:13.57 [9] (0:12.43)	1:01.14 [9] (0:12.85)	0:48.29 [9] (0:12.40)	0:35.89 [9] (0:11.88)	0:24.01 [9] (0:11.59)	0:12.42 [9] (0:12.42)			
Average Speed [km/h]	50.6	66.1	61.5	58.1	56.5	59.0	61.6	62.2	57.9			
Top Speed [km/h]	65.8	67.2	65.6	59.9	57.4	60.5	62.7	63.3	60.7			
Avg. Dist. to Rail [m]	5.4	1.9	2.4	3.4	3.3	2.6	2.6	6.0	7.5			
Avg. Stride Freq. [Hz]	2.2	2.3	2.2	2.2	2.2	2.2	2.3	2.3	2.2			
Avg. Stride Length [m]	6.5	7.9	7.6	7.4	7.2	7.4	7.5	7.5	7.2			



- [ ] Ranking at each section and finish
- .-.- No data available at this section
- NA No data available



Horse/Jockey Name	Crimson Warning
Final Rank	7
Fastest Section Time (Section)	0:11.05 (1600m)
Top Speed [km/h] (Section)	67.2 (1600m)
Race State	Finished



Sunshine Coast QLD Professional

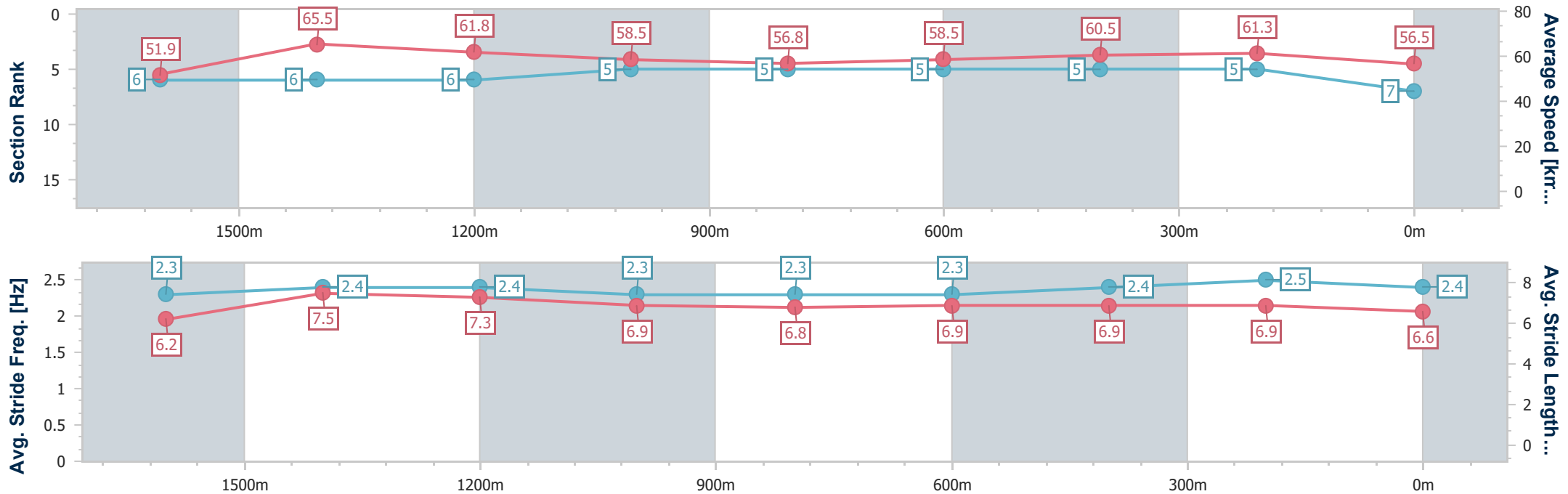
Race 8: CALOUNDRA RSL Class 1 Handicap - 1800m



04 September 2024 - 16:38

Track Rating: Good 4, Weather: Fine, Rail Position: +9m Entire

Section	Overall	1600m	1400m	1200m	1000m	800m	600m	400m	200m
Section Times	1:50.65 [7] (0:13.84)	1:36.81 [6] (0:11.05)	1:25.76 [6] (0:11.72)	1:14.04 [6] (0:12.31)	1:01.73 [5] (0:12.78)	0:48.95 [5] (0:12.47)	0:36.48 [5] (0:11.98)	0:24.50 [5] (0:11.78)	0:12.72 [5] (0:12.72)
Average Speed [km/h]	51.9	65.5	61.8	58.5	56.8	58.5	60.5	61.3	56.5
Top Speed [km/h]	64.7	67.2	64.9	60.6	58.5	60.1	62.1	63.3	59.4
Avg. Dist. to Rail [m]	1.0	1.5	2.0	3.2	2.7	2.2	1.1	1.5	1.3
Avg. Stride Freq. [Hz]	2.3	2.4	2.4	2.3	2.3	2.3	2.4	2.5	2.4
Avg. Stride Length [m]	6.2	7.5	7.3	6.9	6.8	6.9	6.9	6.9	6.6



- [ ] Ranking at each section and finish
- .-.- No data available at this section
- NA No data available



Horse/Jockey Name	Linda's Magic
Final Rank	8
Fastest Section Time (Section)	0:11.24 (1600m)
Top Speed [km/h] (Section)	65.3 (1600m)
Race State	Finished



Sunshine Coast QLD Professional

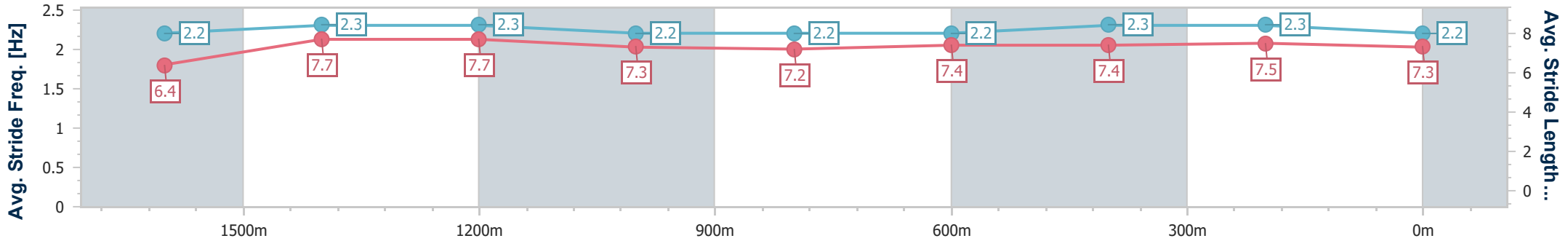
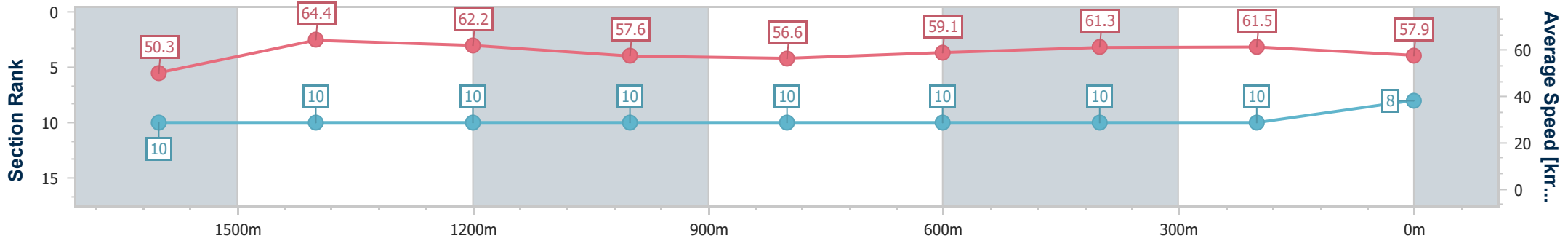
Race 8: CALOUNDRA RSL Class 1 Handicap - 1800m



04 September 2024 - 16:38

Track Rating: Good 4, Weather: Fine, Rail Position: +9m Entire

Section	Overall	1600m	1400m	1200m	1000m	800m	600m	400m	200m
Section Times	1:50.76 [8] (0:14.35)	1:36.41 [10] (0:11.24)	1:25.17 [10] (0:11.69)	1:13.48 [10] (0:12.48)	1:01.00 [10] (0:12.80)	0:48.20 [10] (0:12.28)	0:35.92 [10] (0:11.77)	0:24.15 [10] (0:11.68)	0:12.47 [10] (0:12.47)
Average Speed [km/h]	50.3	64.4	62.2	57.6	56.6	59.1	61.3	61.5	57.9
Top Speed [km/h]	64.1	65.3	64.1	58.9	57.9	60.7	62.8	62.8	60.5
Avg. Dist. to Rail [m]	2.6	2.1	2.3	2.5	2.3	1.4	0.3	2.1	3.5
Avg. Stride Freq. [Hz]	2.2	2.3	2.3	2.2	2.2	2.2	2.3	2.3	2.2
Avg. Stride Length [m]	6.4	7.7	7.7	7.3	7.2	7.4	7.4	7.5	7.3



- [ ] Ranking at each section and finish
- .-.- No data available at this section
- NA No data available



Horse/Jockey Name	Royal Rift
Final Rank	9
Fastest Section Time (Section)	0:11.16 (1600m)
Top Speed [km/h] (Section)	65.9 (1600m)
Race State	Finished



Sunshine Coast QLD Professional

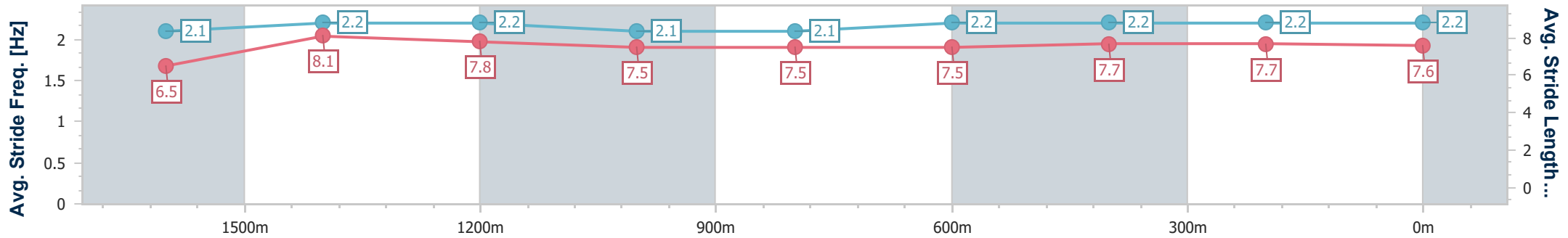
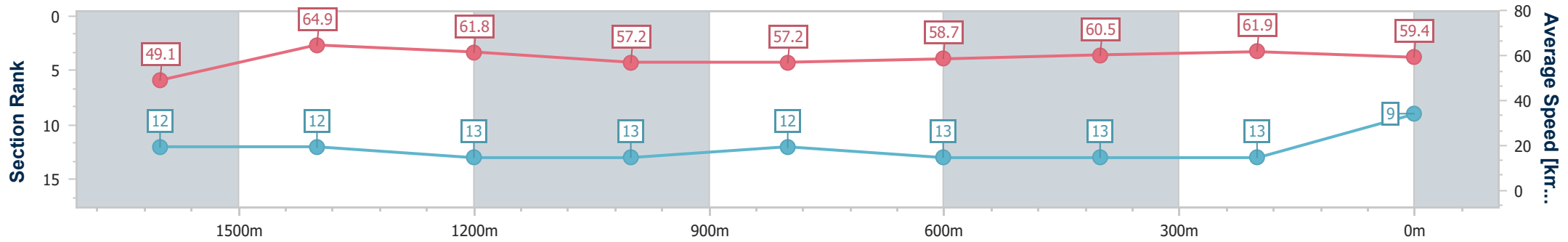
Race 8: CALOUNDRA RSL Class 1 Handicap - 1800m



04 September 2024 - 16:38

Track Rating: Good 4, Weather: Fine, Rail Position: +9m Entire

Section	Overall	1600m	1400m	1200m	1000m	800m	600m	400m	200m			
Section Times	1:50.86 [9] (0:14.76)	1:36.10 [12] (0:11.16)	1:24.94 [12] (0:11.63)	1:13.31 [13] (0:12.60)	1:00.71 [13] (0:12.67)	0:48.04 [12] (0:12.39)	0:35.65 [13] (0:11.93)	0:23.72 [13] (0:11.61)	0:12.11 [13] (0:12.11)			
Average Speed [km/h]	49.1	64.9	61.8	57.2	57.2	58.7	60.5	61.9	59.4			
Top Speed [km/h]	63.0	65.9	64.1	59.1	57.5	61.6	61.6	62.7	61.2			
Avg. Dist. to Rail [m]	7.0	1.0	0.7	1.1	2.1	1.4	0.9	1.4	1.1			
Avg. Stride Freq. [Hz]	2.1	2.2	2.2	2.1	2.1	2.2	2.2	2.2	2.2			
Avg. Stride Length [m]	6.5	8.1	7.8	7.5	7.5	7.5	7.7	7.7	7.6			



- [ ] Ranking at each section and finish
- .-.- No data available at this section
- NA No data available



Horse/Jockey Name	Warrant
Final Rank	10
Fastest Section Time (Section)	0:10.89 (1600m)
Top Speed [km/h] (Section)	67.6 (1600m)
Race State	Finished



Sunshine Coast QLD Professional

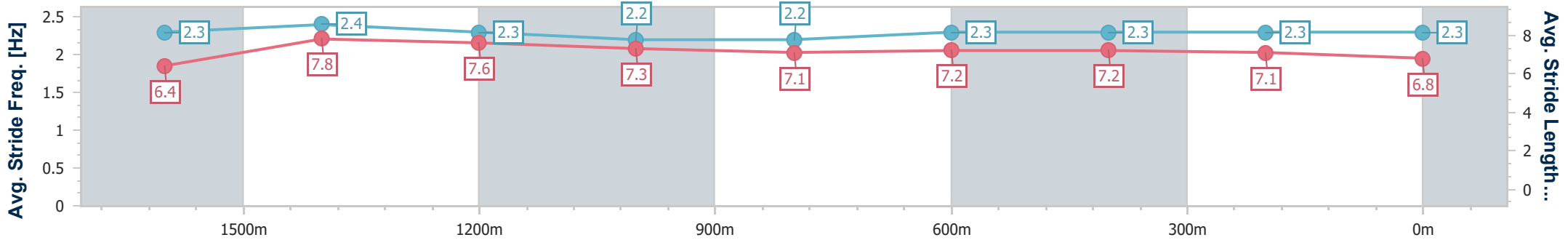
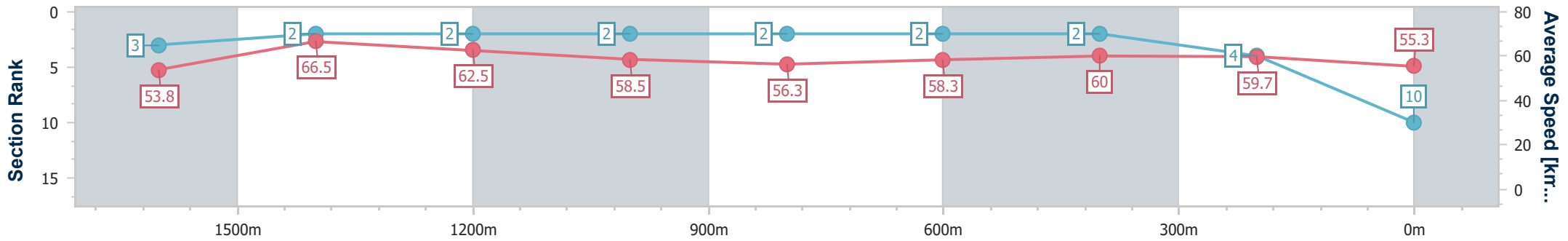
Race 8: CALOUNDRA RSL Class 1 Handicap - 1800m



04 September 2024 - 16:38

Track Rating: Good 4, Weather: Fine, Rail Position: +9m Entire

Section	Overall	1600m	1400m	1200m	1000m	800m	600m	400m	200m				
Section Times	1:50.87 [10] (0:13.56)	1:37.31 [3] (0:10.89)	1:26.42 [2] (0:11.58)	1:14.84 [2] (0:12.32)	1:02.52 [2] (0:12.87)	0:49.65 [2] (0:12.49)	0:37.16 [2] (0:12.07)	0:25.09 [2] (0:12.05)	0:13.04 [4] (0:13.04)				
Average Speed [km/h]	53.8	66.5	62.5	58.5	56.3	58.3	60.0	59.7	55.3				
Top Speed [km/h]	67.5	67.6	67.1	60.1	56.7	60.2	60.4	60.9	58.3				
Avg. Dist. to Rail [m]	6.4	2.6	2.0	2.3	2.5	2.4	0.7	2.0	3.3				
Avg. Stride Freq. [Hz]	2.3	2.4	2.3	2.2	2.2	2.3	2.3	2.3	2.3				
Avg. Stride Length [m]	6.4	7.8	7.6	7.3	7.1	7.2	7.2	7.1	6.8				



- [ ] Ranking at each section and finish
- .-.- No data available at this section
- NA No data available



Horse/Jockey Name	Reggae Fire
Final Rank	11
Fastest Section Time (Section)	0:10.98 (1600m)
Top Speed [km/h] (Section)	68.1 (1600m)
Race State	Finished



Sunshine Coast QLD Professional

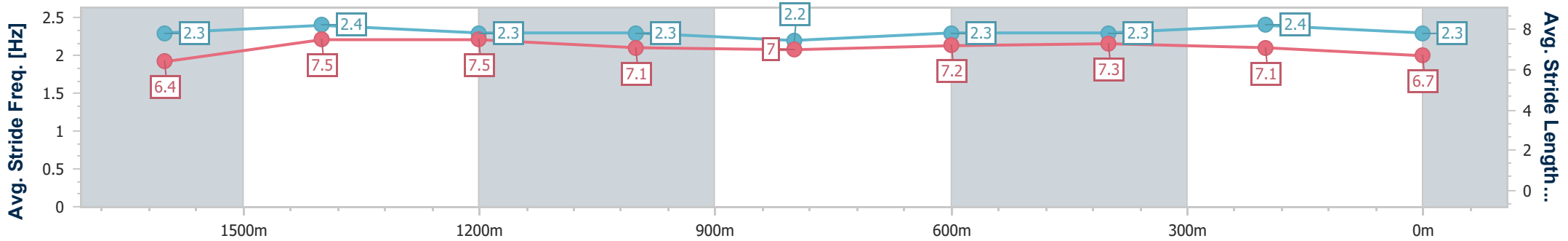
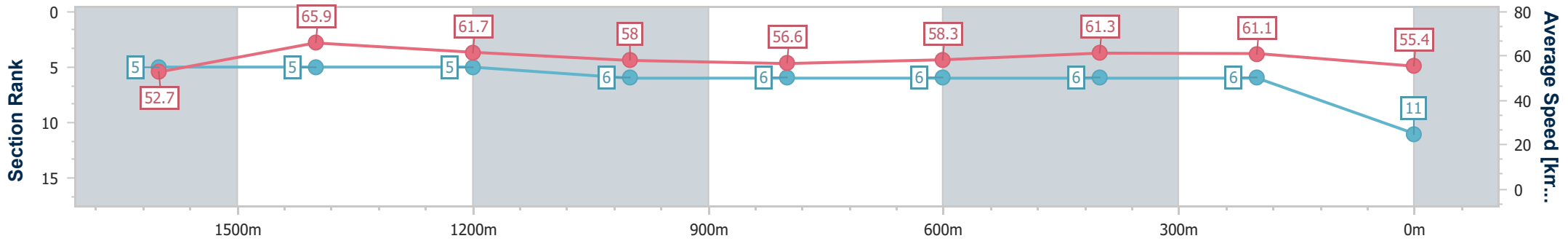
Race 8: CALOUNDRA RSL Class 1 Handicap - 1800m



04 September 2024 - 16:38

Track Rating: Good 4, Weather: Fine, Rail Position: +9m Entire

Section	Overall	1600m	1400m	1200m	1000m	800m	600m	400m	200m
Section Times	1:50.94 [11] (0:13.77)	1:37.17 [5] (0:10.98)	1:26.19 [5] (0:11.81)	1:14.38 [5] (0:12.42)	1:01.96 [6] (0:12.84)	0:49.12 [6] (0:12.51)	0:36.61 [6] (0:11.85)	0:24.76 [6] (0:11.76)	0:13.00 [6] (0:13.00)
Average Speed [km/h]	52.7	65.9	61.7	58.0	56.6	58.3	61.3	61.1	55.4
Top Speed [km/h]	64.3	68.1	65.5	60.0	57.2	60.7	62.3	62.6	59.1
Avg. Dist. to Rail [m]	2.4	2.9	3.2	3.7	3.3	2.3	1.1	3.7	5.2
Avg. Stride Freq. [Hz]	2.3	2.4	2.3	2.3	2.2	2.3	2.3	2.4	2.3
Avg. Stride Length [m]	6.4	7.5	7.5	7.1	7.0	7.2	7.3	7.1	6.7



- [ ] Ranking at each section and finish
- .-.- No data available at this section
- NA No data available



Horse/Jockey Name	Buffett
Final Rank	12
Fastest Section Time (Section)	0:11.19 (1600m)
Top Speed [km/h] (Section)	66.2 (1600m)
Race State	Finished



Sunshine Coast QLD Professional

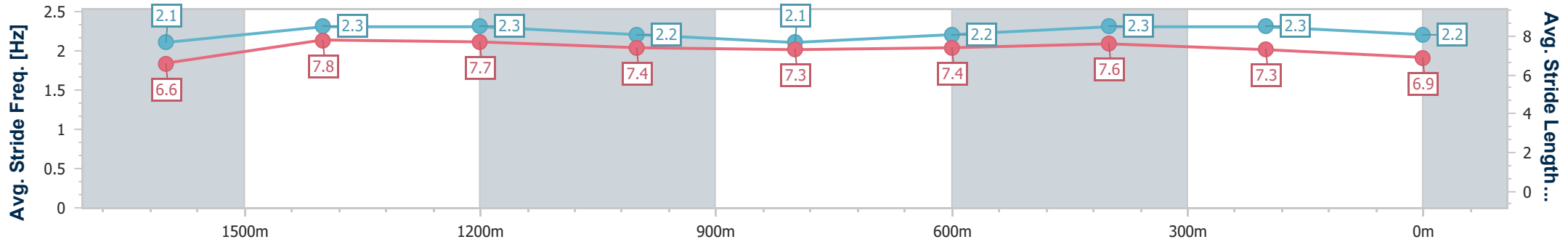
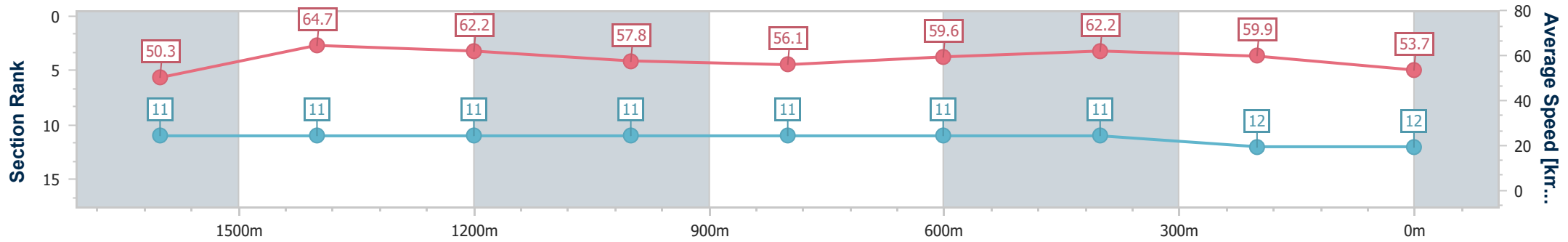
Race 8: CALOUNDRA RSL Class 1 Handicap - 1800m



04 September 2024 - 16:38

Track Rating: Good 4, Weather: Fine, Rail Position: +9m Entire

Section	Overall	1600m	1400m	1200m	1000m	800m	600m	400m	200m			
Section Times	1:52.08 [12] (0:14.44)	1:37.64 [11] (0:11.19)	1:26.45 [11] (0:11.66)	1:14.79 [11] (0:12.48)	1:02.31 [11] (0:12.91)	0:49.40 [11] (0:12.25)	0:37.15 [11] (0:11.72)	0:25.43 [11] (0:12.00)	0:13.43 [12] (0:13.43)			
Average Speed [km/h]	50.3	64.7	62.2	57.8	56.1	59.6	62.2	59.9	53.7			
Top Speed [km/h]	63.5	66.2	64.7	59.1	56.8	62.0	62.9	62.6	57.2			
Avg. Dist. to Rail [m]	3.8	2.2	2.6	3.2	2.5	2.4	2.1	5.3	6.8			
Avg. Stride Freq. [Hz]	2.1	2.3	2.3	2.2	2.1	2.2	2.3	2.3	2.2			
Avg. Stride Length [m]	6.6	7.8	7.7	7.4	7.3	7.4	7.6	7.3	6.9			



- [ ] Ranking at each section and finish
- .-.- No data available at this section
- NA No data available





Horse/Jockey Name	Spin Doctor
Final Rank	13
Fastest Section Time (Section)	0:11.17 (1600m)
Top Speed [km/h] (Section)	65.6 (1600m)
Race State	Finished



Sunshine Coast QLD Professional

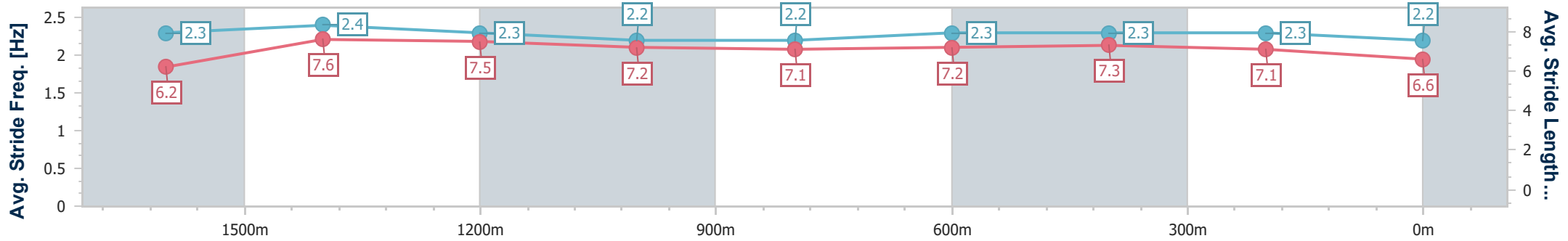
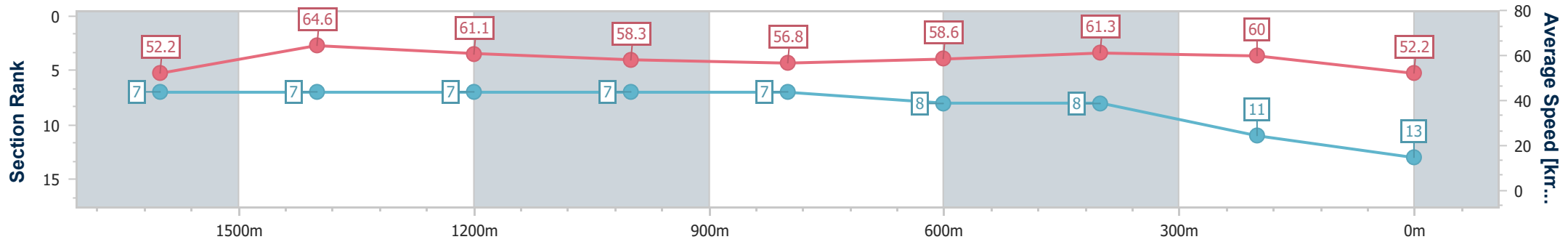
Race 8: CALOUNDRA RSL Class 1 Handicap - 1800m



04 September 2024 - 16:38

Track Rating: Good 4, Weather: Fine, Rail Position: +9m Entire

Section	Overall	1600m	1400m	1200m	1000m	800m	600m	400m	200m			
Section Times	1:52.21 [13] (0:13.93)	1:38.28 [7] (0:11.17)	1:27.11 [7] (0:11.85)	1:15.26 [7] (0:12.35)	1:02.91 [7] (0:12.77)	0:50.14 [7] (0:12.44)	0:37.70 [8] (0:11.89)	0:25.81 [8] (0:11.98)	0:13.83 [11] (0:13.83)			
Average Speed [km/h]	52.2	64.6	61.1	58.3	56.8	58.6	61.3	60.0	52.2			
Top Speed [km/h]	64.5	65.6	65.5	60.3	57.7	60.1	62.2	61.4	57.4			
Avg. Dist. to Rail [m]	3.2	2.4	1.8	2.1	2.0	2.1	2.0	5.5	5.6			
Avg. Stride Freq. [Hz]	2.3	2.4	2.3	2.2	2.2	2.3	2.3	2.3	2.2			
Avg. Stride Length [m]	6.2	7.6	7.5	7.2	7.1	7.2	7.3	7.1	6.6			



- [ ] Ranking at each section and finish
- .-.- No data available at this section
- NA No data available